



TEAM MANAGER'S MEETING

2026 UCI PARA CYCLING ROAD WORLD CUP

MONTESILVANO, ABRUZZO | 6 MAY 2026



Unity. Passion. Integrity. Excellence.

1 MINUTE OF SILENCE

IN TRIBUTE TO ALEX ZANARDI



Ciao Campione





CHAPTER 1

ROLL CALL



Unity. Passion. Integrity. Excellence.



ROLL CALL

PARTICIPATING NATIONS

COUNTRY LIST

AIN	ESP	ISV	NOR	SVK
ARG	EST	ITA	NZL	THA
AUS	FRA	JPN	OMA	TUR
AUT	GBR	KAZ	PER	UAE
BEL	GER	KEN	PLE	UKR
BRA	GRE x	KOR	POL	USA
CAN	HUN	KSA	POR	UZB
CHN	INA	LAT	ROU	
COL	IND	MEX	RSA	
CZE	IRL	NAM	SLO	
DEN	ISR	NED	SUI	





CHAPTER 2

INTRODUCTION



Unity. Passion. Integrity. Excellence.



INTRODUCTION



Local Organising Committee Key Contacts

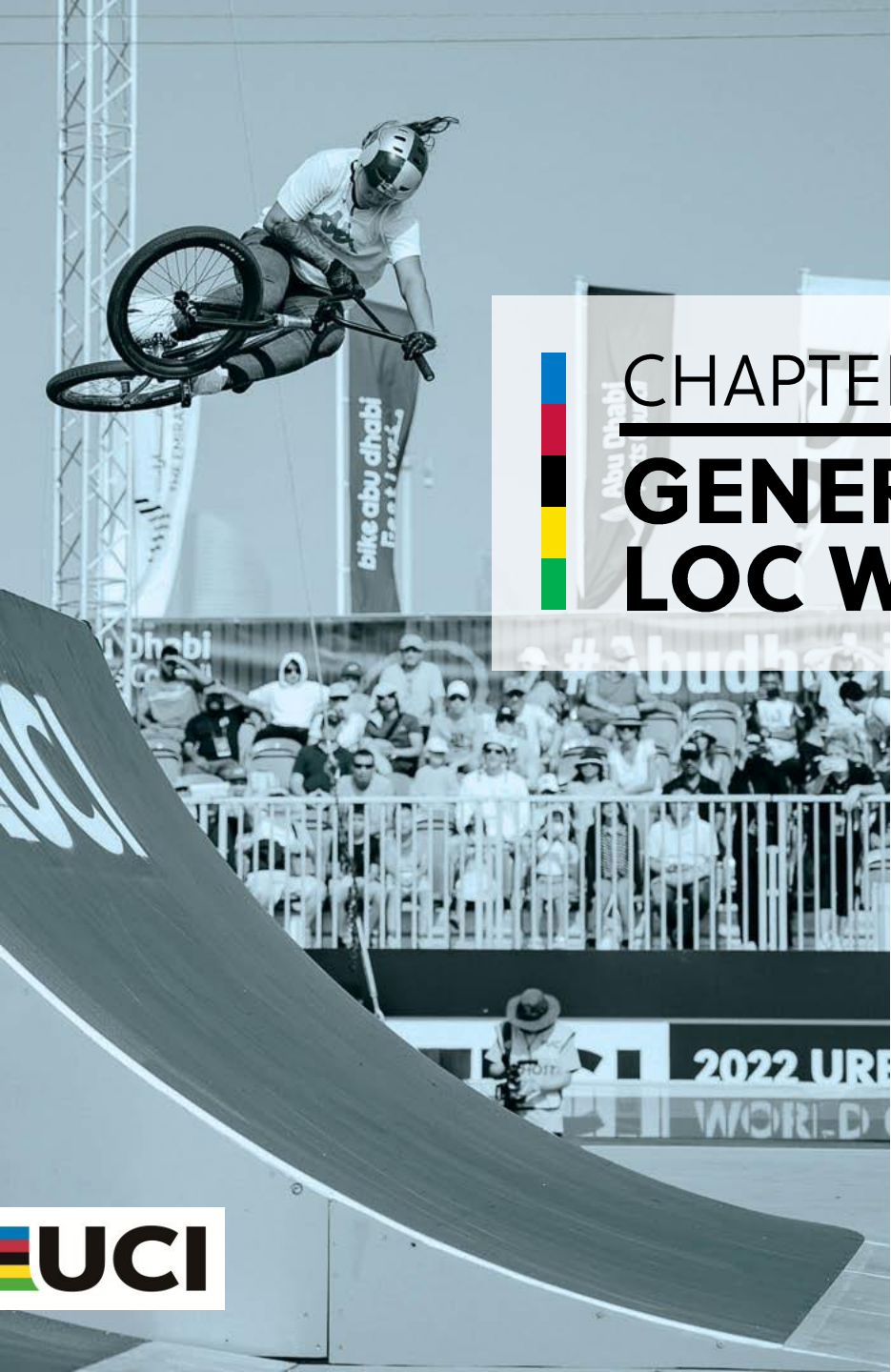
- **Mayor of Montesilvano - Ottavio De Martinis**
- **Vice Mayor and Sports Deputy - Alessandro Pompei**
- **President of the Regional Committee from Italian Federation – Mauro Marrone**
- **Competition Director - Andrea Di Giuseppe**
- **Race Director - Angelo Zamponi**

INTRODUCTION



UCI Key Contacts

- **Marie Moser (UCI) - Para Cycling Coordinator**
- **Iverson Ladewig (BRA) – Technical Delegate**
- **Christian Magiera (GER) – President of Commissaires Panel**
- **Ingrid Kouwijzer (NED) – Chief Classifier PI**



CHAPTER 3



GENERAL INFORMATION AND LOC WELCOME



Unity. Passion. Integrity. Excellence.



GENERAL INFORMATION

WELCOME



- **LOC 2026 Para Cycling Road World Cup – Abruzzo Italy**
 - **Mr Ottavio De Martinis**
 - **Mr Alessandro Pompei**
 - **Mr Mauro Marrone**
 - **Mr Andrea Di Giuseppe**



CHAPTER 4

TECHNICAL UPDATE



Unity. Passion. Integrity. Excellence.



IMPORTANT INFORMATION



- THURSDAY – MAY 7th

- OFFICIAL TRAINING WILL START AT 10am GOING UNTIL 12pm
- COMPETITION WILL START AT 1pm (13:00)

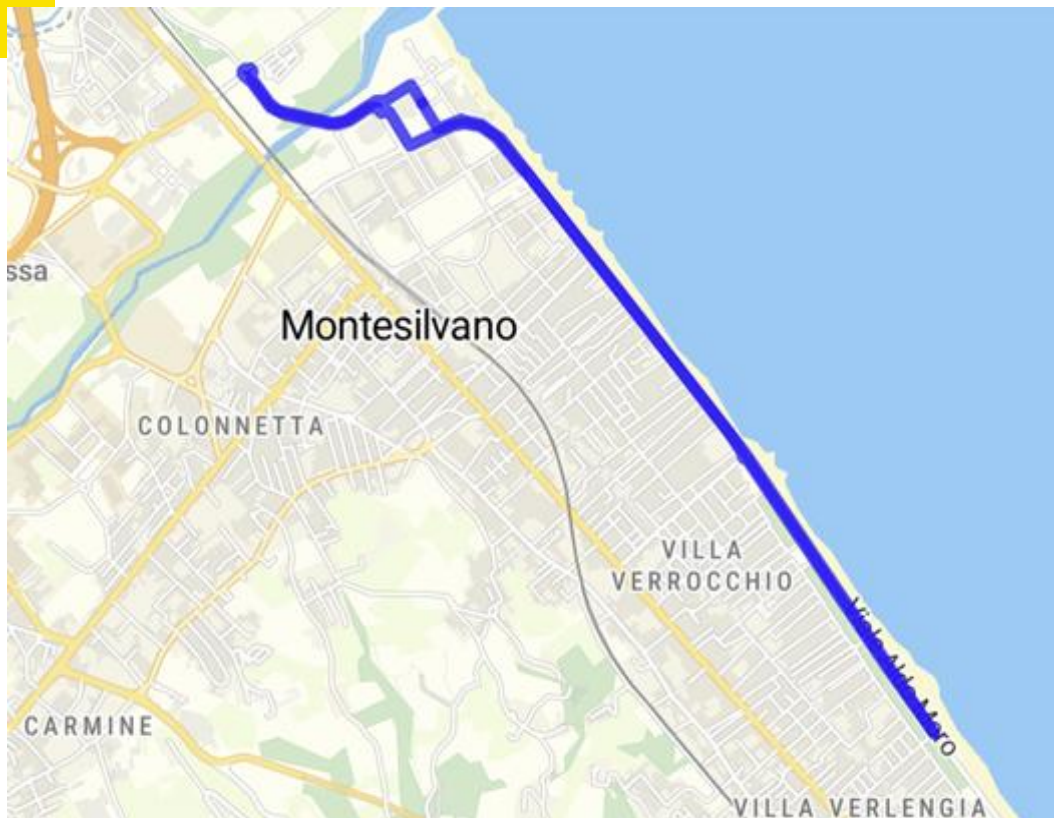
- FRIDAY – MAY 8th

- MORNING SESSION COMPETITIONS WILL START AT 10:00am
- AFTERNOON SESSION COMPETITIONS WILL START AT 3:20pm (15:20)

ITT COURSE

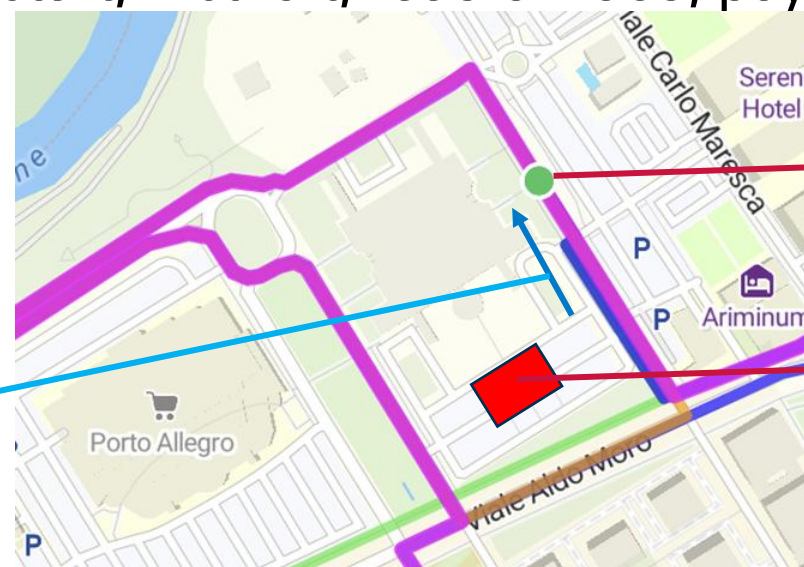


- Length 8.7 km
- **No team cars allowed !!!**
- Teams can provide service by foot any place on the course
- Athletes after finish slow down and exit straight ahead
- After start, first left, road divided, pay attention



COMPLETELY FLAT

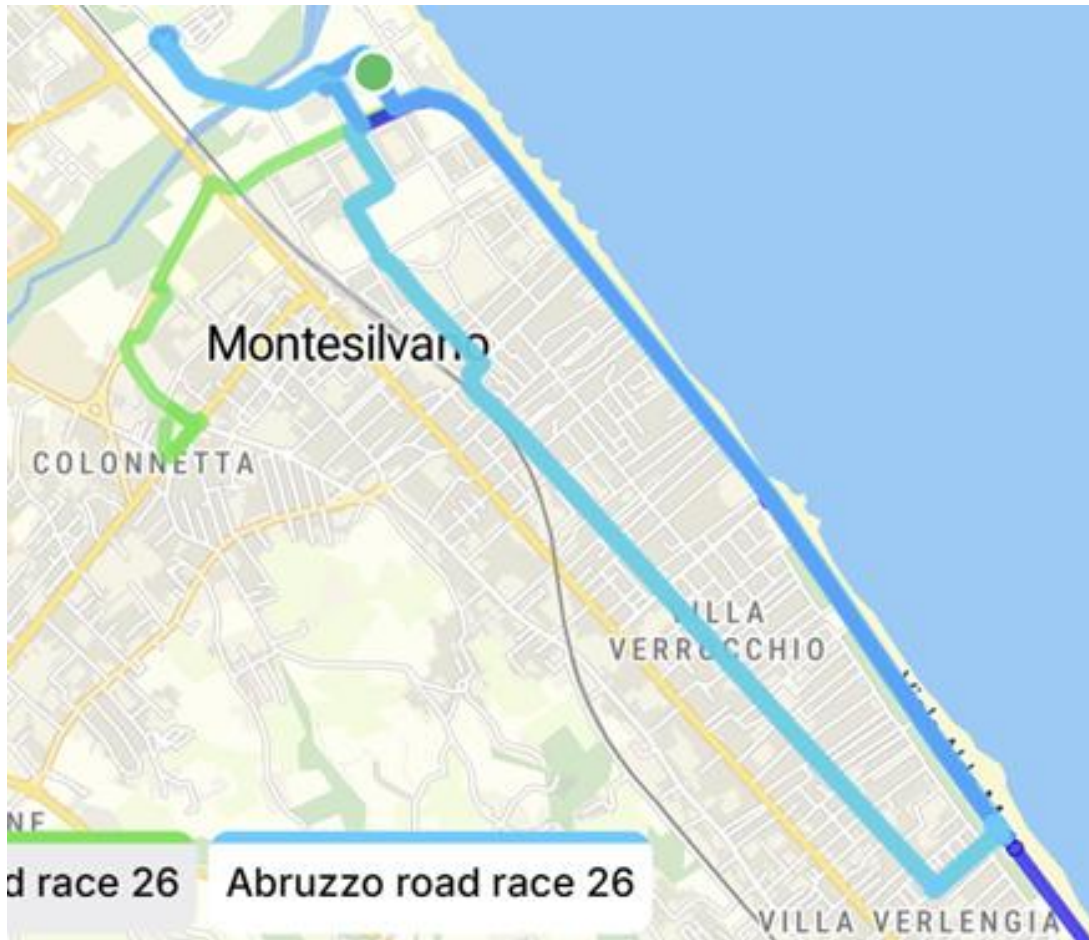
RACE
DIRECTION



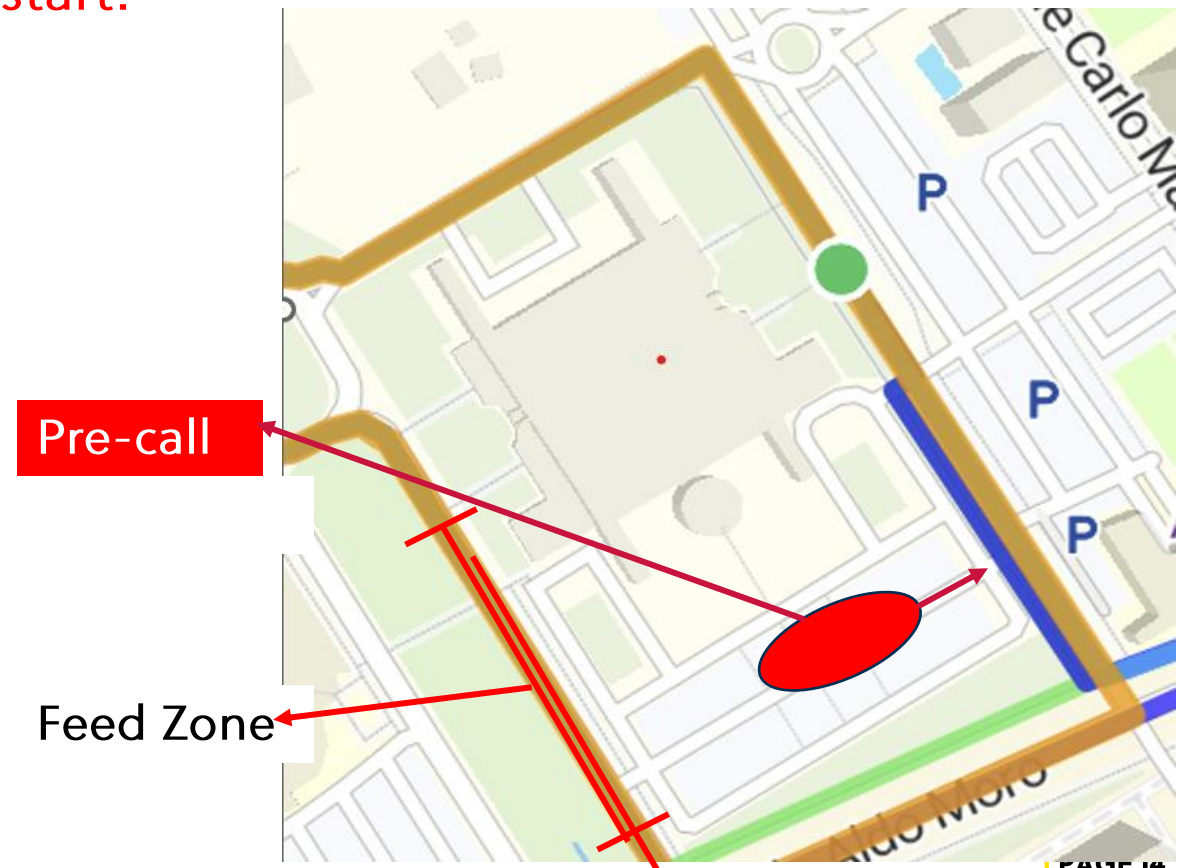
FINISH
LINE

START
RAMP

RR COURSE

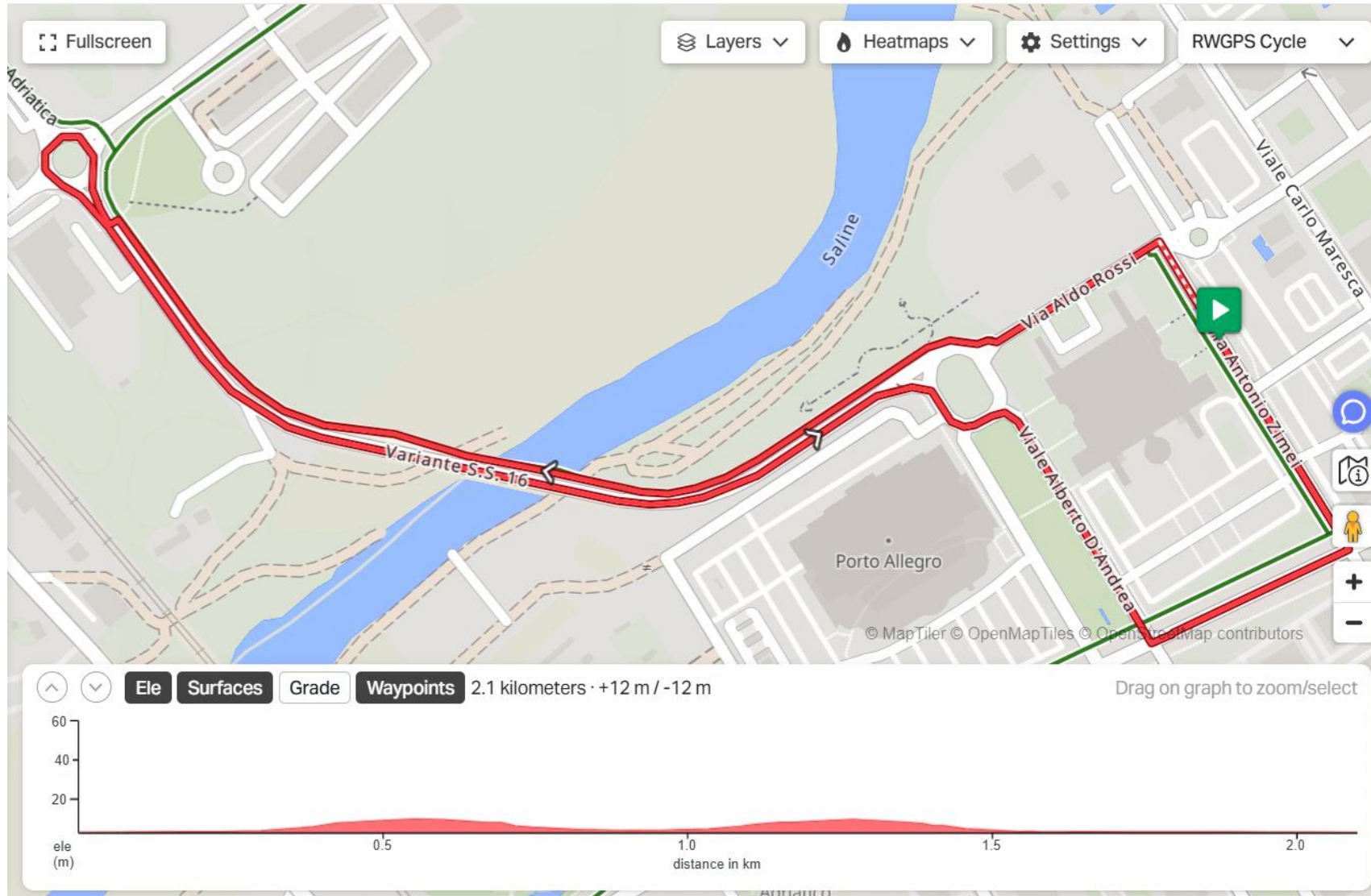


- Length 9.2 km
 - Pre-call in the middle of team area
- Race direction same as ITT
Feed/Green/Tech zone at TT start area (signals)
Attention --> Start specific procedure
- o C1-2-3 holders --> do not carry items to the start!



TEAM RELAY COURSE

Length: 2,1 km



TEAM RELAY COURSE

Length: 2,1 km

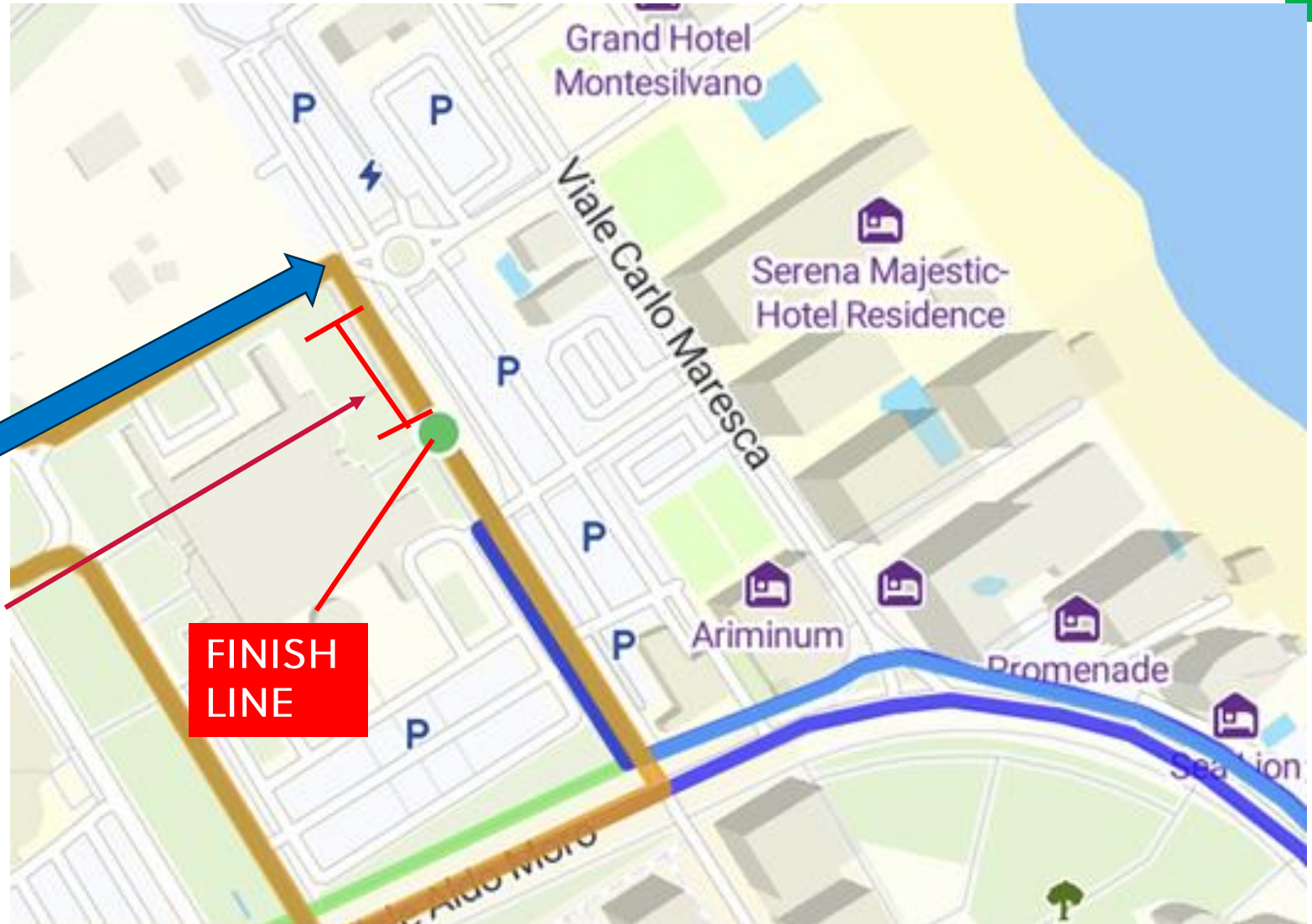


- TEAMS WILL BE PLACED ON THE LEFT SIDE ON THE ROAD
- RIDERS FINISHING THEIR LAPS WILL STAY ON THE RIGHT SIDE OF THE ROAD

BE CAREFUL AT THIS POINT

RELAY ZONE

FINISH LINE



PARKING AREAS





CHAPTER 5

COMMISSAIRE UPDATE



Unity. Passion. Integrity. Excellence.



COMMISSAIRE UPDATE

MEMBERS OF THE COMMISSAIRES PANEL

President of the Commissaires Panel

Christian Magiera (GER)

Secretary

Catherine Gastou (FRA)

(changes start lists)

Member

Valeria Laguzzi (ITA)

Technical Commissaire

Cedric Fonteneau (FRA)

National Commissaires Appointed by Federazione Ciclistica Italiana

Tiziana Coccioni

Stefano Sabbadini

Letizia Palma

Mariangela Sasso

Moto commissaires:

Matteo Capodicasa

Andrea Lista

Giovanni Passarelli

Fabio Rizzetto

COMMISSAIRE UPDATE



- UCI Rules (Part I, II, XVI) & **UCI penalty scale**
- Commissaires Communique – please read
- Daily Communiques, including start lists
- See updated schedule (starts ITT +1h)

- For RR & TT - Safety Bars securely fitted, to both Handbikes and Trikes
- Bike plates, numbers and transponders correctly fitted
- For ITT, Race numbers can be placed in transparent pockets
- For RR Race numbers must be fitted to the outside of the jersey not in pockets
- For Handbikes for ITT, TR & RR place place numbers on both sides – left and right (Leg or Bike)

COMMISSAIRE UPDATE

- For ITT, open Pre-Checks for bike
 - Thursday 10.00 – 12.15 - Session 1
 - Friday 9:00 - 9:45 – Session 1
 - Friday 14:20 - 15:05 – Session 2
- For ITT, race bike checks 10` prior to the start – riders must also present at this time in race attire
- Call Up RR 10` prior to start – riders must be there when their name is called or be placed at back of grid (allow time for bike check before)
- Victory Ceremony (Race clothing, race shoes or trainers, NO headbands or sunglasses, no selfies before and during ceremony on podium, children)
- **No Following Cars in TT**

COMMISSAIRE UPDATE



- Call up/Start Order Clarification
- As per other World Cups

- 2 lap boards
 - White: race 1
 - Orange: race 2

- When the first rider of the race finishes, at the following passage is the finish for all other competitors in that race

- Team relay meeting: Sun May 10th, 13:30
- Time limit for confirmation of teams: Sat May 09th, 18:15

COMMISSAIRE UPDATE



Request for assistance:

Racing and overall


- Christian Magiera
- Iverson Ladewig
- Marie Moser

Secretarial and results

- Catherine Gastou
- Sylvain Richard

Equipment and technical

- Cedric Fonteneau



CHAPTER 6

EQUIPMENT UPDATE



Unity. Passion. Integrity. Excellence.



6.1

ROAD RACES

HANDLEBAR WIDTH

ROAD RACES



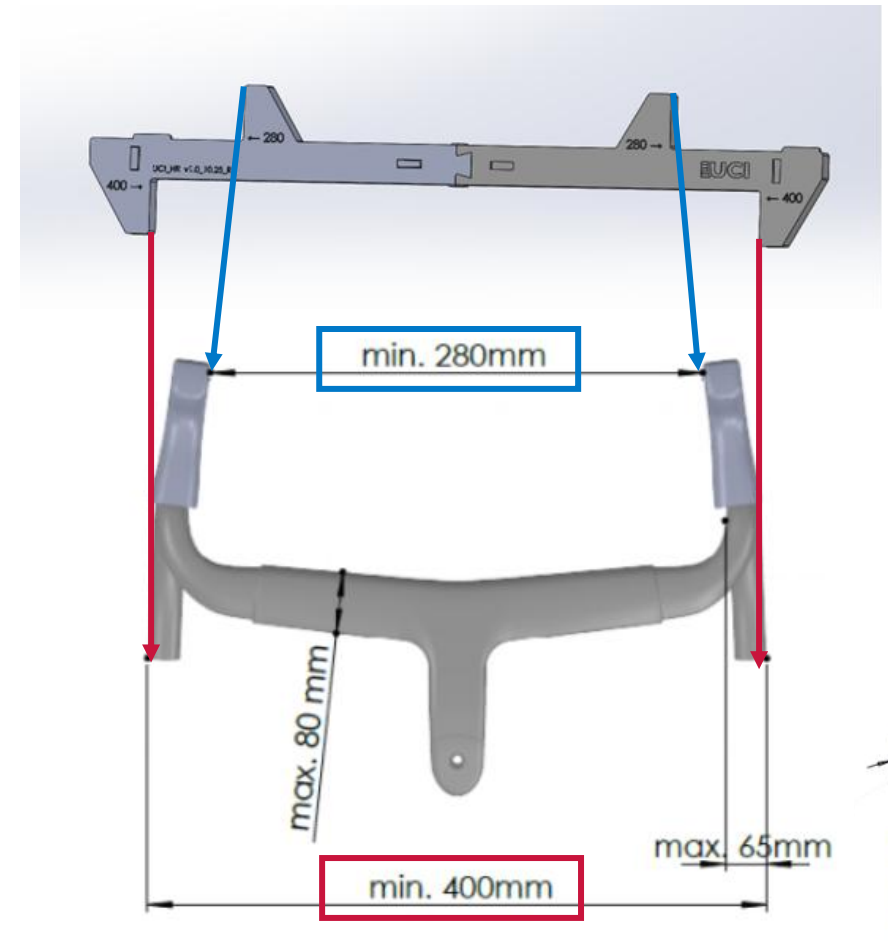
ROAD RACE HANDLEBAR CHECKS

How :

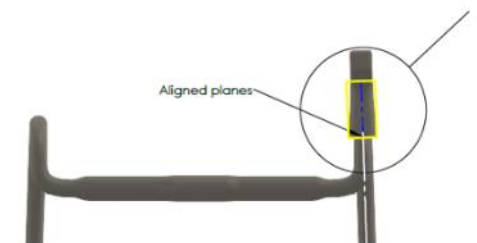
- With UCI 3d Printed Tools
- Check Levers inner distance (280mm)
- Check Drops overall distance (400mm)
- Check Levers angle (10°)

If non compliant – must be corrected to take start

- Bikes can be rechecked at finish – to ensure still compliant



DETAIL C
SCALE 2 : 5



Article 1.3.031 - HELMET

ROAD RACES

ROAD RACE HELMET CHECKS

How :

- VISUAL CHECK of 3 criteria :
 - Minimum 3 air inlet openings
 - Ears must not be covered
 - No integrated or detachable visor



Some helmet models may be compliant for one rider and non-compliant for another (e.g. covered or uncovered ears)

If in doubt – get checked the day before to ensure compliance



* Helmet : KASK Nirvana

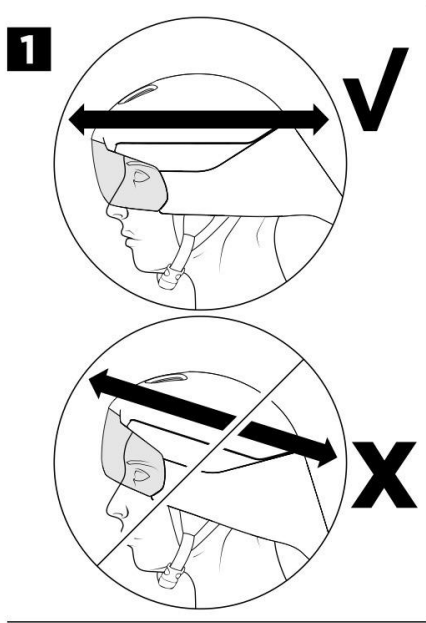
- Minimum 3 air inlet openings
- Ears not covered
- No integrated or detachable visor

Decision for this rider :

Article 1.3.031 – CLARIFICATION | CORRECT POSITION/USE OF HELMETS AND VISORS

1.3.031 [...] Each rider shall be responsible for: wearing the helmet in accordance with the security regulations in order to ensure full protection, including but not limited to a correct adjustment on the head as well as a correct adjustment of the chin strap [...]

INFORMATIONS FROM MANUFACTURERS :



STEP 1: POSITION THE HELMET

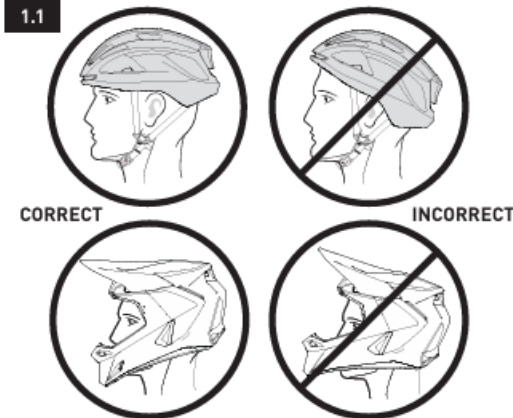


FIG. 1.1
A helmet should fit snugly without being uncomfortably tight. Position the helmet on your head as shown in Fig. 1.1 (CORRECT) so it sits low on your forehead, but not too low so that it obstructs your field of vision. Fig. 1.1 (INCORRECT) shows a helmet rotated too far back exposing the rider's forehead. Always wear your helmet low in the front and in a level position to protect the forehead as this area is most likely to be impacted in a crash.



Unity. Passion. Integrity. Excellence.



Colours

- Helmet Colours – for Road defined in 16.10.002
- Wrong coloured Helmet – Not allowed to start – withdrawn and disqualified
- Silver Helmets are not White, Yellow helmets are not orange !!!!
- How much red must be on a helmet to let it count as red
- No tape
- If there are doubts, it's the commissaire who decides!
- If you doubt that decision, buy a proper one



Article 1.3.006 – ON BOARD TECHNOLOGY

1.3.006 *Onboard technology devices, which capture or transmit data, may be fitted on bicycles or worn by riders subject to being authorised [...] any device which captures or transmits data as described below, [...].*

1. *Devices which capture or transmit the following types of data are authorised:*

- [...];
- *Image: still or moving images or footage captured from the bicycle (such devices may only be fitted on the bicycle unless specific regulations of a given discipline authorise devices being worn by riders);*



Smart glasses (with integrated camera + AI) do not comply with these provisions in all disciplines

RIM HEIGHT AND APPROVED WHEELS

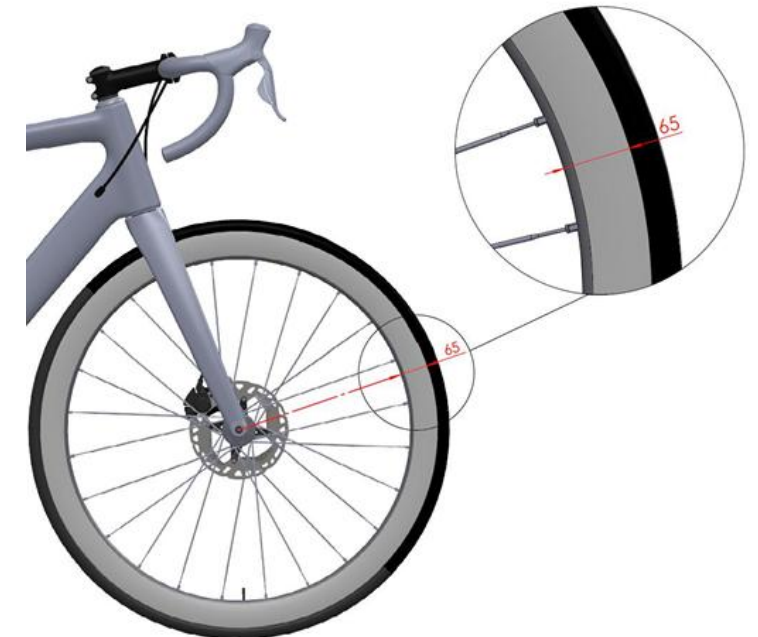
ROAD RACES

ROAD RACE RIMS MAX PERMITTED 65mm Rim Only

How :

- VISUAL CHECK of rim height (max. 65mm)
- Verification with the UCI List of Approved Wheels
- IF NECESSARY : Measurement of the rim height

Any concerns – talk to Technial early – do not leave to just before the start.





RIDER'S POSITION

ARTICLE 1.3.008

Position

1.3.008 The rider shall normally assume a sitting position on the bicycle. This position requires that the only points of support are the following: the feet on the pedals, the hands on the handlebars and the seat on the saddle. **Furthermore, the rider must ensure firm control over the bicycle at all times.**

(text modified on 01.01.09; 01.01.26)



NON-ESSENTIAL EQUIPMENT

ROAD RACES



No Modifications to Body Shape with Non Essential Items

How :

- VISUAL CHECK of riders during races
- CAMELBAK: **outer layer**, not under jersey
- ANY BREAKING OF THE REGULATIONS WILL BE DEALT WITH UNDER UCI PENALTIES

This can include Bottles in the Road Race and Radios in the Time Trial as well as any other equipment



ESSENTIAL EQUIPMENT

ROAD RACES & ITT



Handbike: Shoes

A sock is not a shoe

The commissaires define what a shoe is

Handycles: numbers

See communique, **priority right leg**



Article 1.3.032 – SHOE COVER

1.3.032 *Clothing and other items or accessories worn by a rider (including but not limited to helmets, glasses, shoes or in-race communication devices) may **not modify the morphology of the rider.***

Moreover, **any non-essential element or device which is added on (or under) or integrated in any clothing, or other item or accessory worn by a rider shall be forbidden.** A non-essential element shall be any element which does not have a purpose which is exclusively of clothing or protection, or which is not strictly necessary for the functionality of the clothing, or other item or accessory. This shall also apply regarding any material or substance applied onto the skin or clothing and which is not itself an item of clothing or another item or accessory worn by a rider.

(text modified on 01.02.25)

E-MAIL + WHATSAP



> TEAMS

14.04.2026

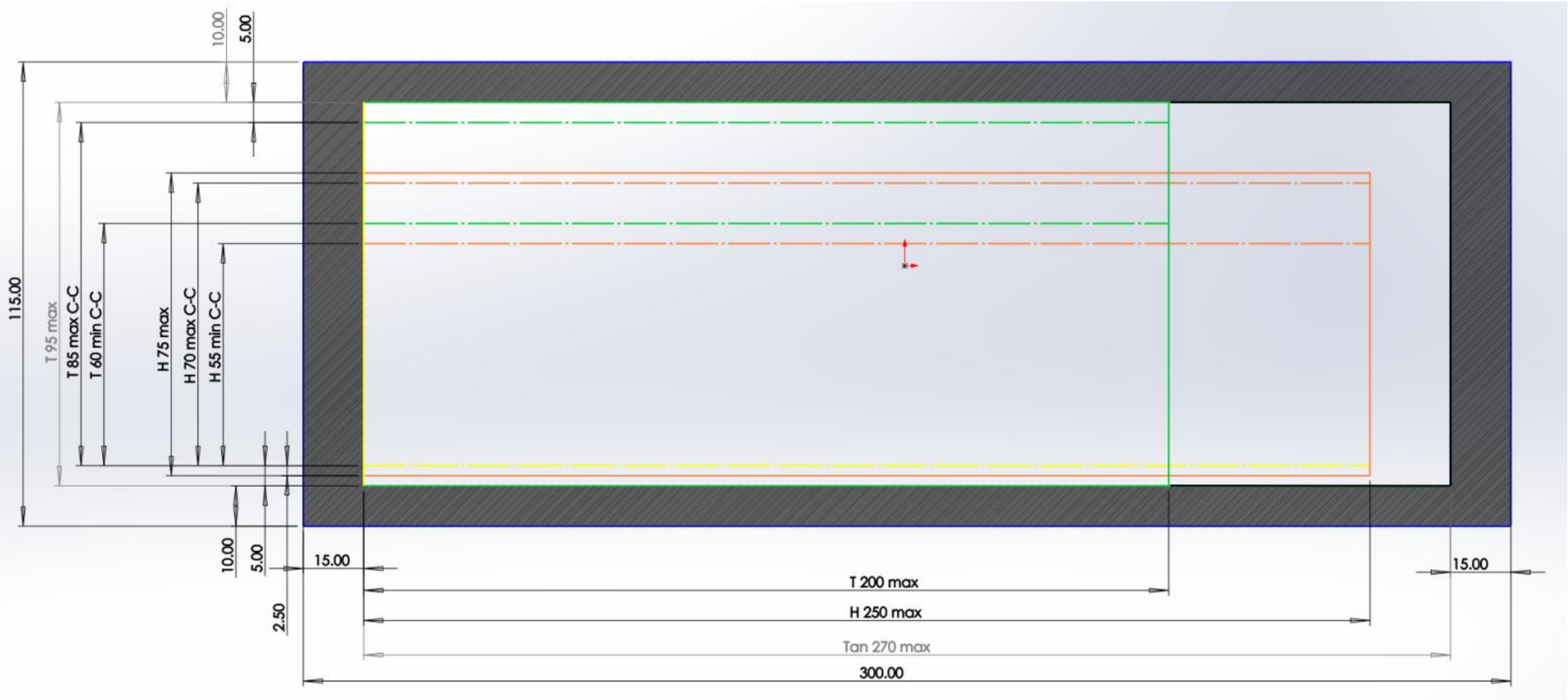


6.2

HANDCYCLES & TRICYCLES

NEW Measuring Mat will be used

MEASUREMENT MAT



6.3

TIME TRIAL

BIKE CHECKS

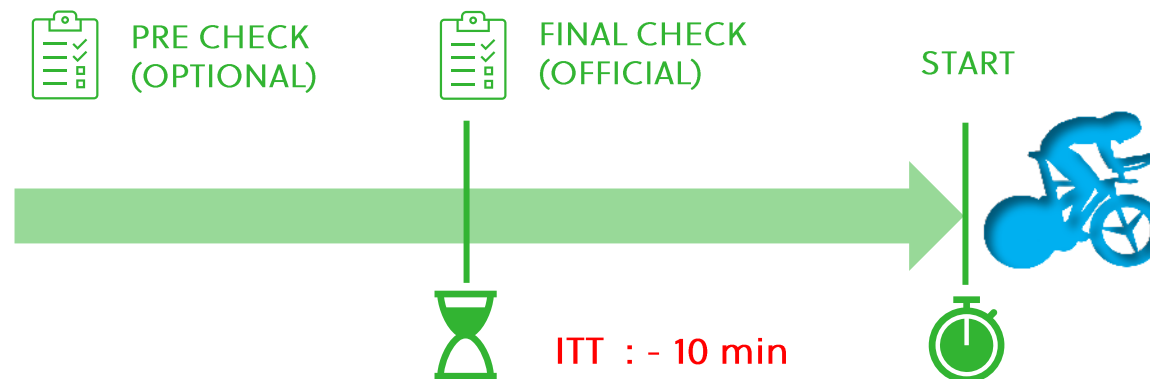
ARTICLE 2.4.010 & 2.5.009 TIME TRIAL REQUIREMENTS

Start

2.4.010 All riders shall present themselves with their equipment at the bike check area no later than 10 minutes before their scheduled start time. This check is mandatory and must be passed before the rider is allowed to start. After this final check, riders must remain within the controlled area, composed of the bike check, warm-up and waiting areas, until their start.

An optional pre-check session may be made available by the Commissaires at a designated time earlier in the day or the day before. This session is informal and intended to assist teams with the preparation of equipment. No decisions shall be made on the right to use equipment or not and the pre-check shall not replace the mandatory final check.

(text modified on 01.01.04; 01.07.11; 01.07.12; 01.01.26).



9. Specific sanctions for time trials			
9.2 Bicycles and equipment not presented for checking at least 10 minutes before a rider's start time in an individual time trial, and 15 minutes before a team's start time in a team time trial.	<u>Rider</u> : CHF 500 fine per rider involved <u>Sport Director</u> : CHF 500 fine per rider involved	<u>Rider</u> : CHF 200 fine per rider involved <u>Sport Director</u> : CHF 200 fine per rider involved	<u>Rider</u> : CHF 50 fine per rider involved <u>Sport Director</u> : CHF 50 fine per rider involved

TT Modifications and Regulations

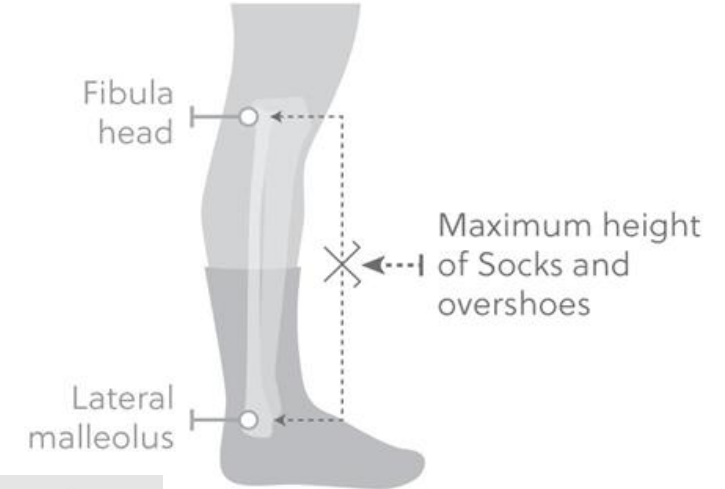


No Modifications to Body Shape with clothing – shoelaces or socks as some examples

How :

- VISUAL CHECK of riders before and during races
- ANY BREAKING OF THE REGULATIONS WILL BE DEALT WITH UNDER UCI PENALTIES

Also Visors with fairings not allowed in TT





UCI UPDATE



Unity. Passion. Integrity. Excellence.



REASSESSMENT AFTER OBSERVATION

CLASSIFICATION

16.4.016

Following an Observation Assessment, the Classification Panel may require the Athlete to redo any prior stages of the Evaluation Sessions. The Classification Panel cannot, based on the results of the Observation Assessment alone, allocate the Athlete a Sport Class that is different from the one provisionally allocated.

This article was modified to align with the 2025 IPC Classification Code.

Please note this may cause delays and/or postponement of medal ceremonies.

WORLD CUP LEADERS JERSEY PRESENTATION



Current leaders must wear the World Cup Leaders jersey for the Road Race. TT is permitted if athletes would like.

Leaders Jersey will be presented ceremonially at the end of the RR. As this is the final leg, the leader is the UCI Para Cycling World Cup Champion.

Overall world cup leader will also be awarded a trophy and must present at the ceremony as well for overall presentation.

SOCIAL MEDIA



Media working with teams - Contact benjamin.gilbert@uci.ch

#	X	f	📷	▶	🎵
#ParaWorldCup	UCI_Paracycling	UCI	uci_cycling	ucichannel	uci_cycling

TEAM INFORMATION WHATSAPP GROUP



LA28 QUALIFICATION SYSTEM



To review the qualification criteria for the Paralympic Games, please visit the IPC website: [Paralympic Games Los Angeles 2028 – Qualification criteria](#)

A separate document is also available detailing the system on the [UCI website](#).

Should you have any questions please feel free to reach out at any time.



QUESTIONS



Unity. Passion. Integrity. Excellence.



ROLL CALL

BIB NUMBERS AND TRANSPONDERS

COUNTRY LIST

AIN	ESP	ISV	NOR	SVK
ARG	EST	ITA	NZL	THA
AUS	FRA	JPN	OMA	TUR
AUT	GBR	KAZ	PER	UAE
BEL	GER	KEN	PLE	UKR
BRA	GRE	KOR	POL	USA
CAN	HUN	KSA	POR	UZB
CHN	INA	LAT	ROU	
COL	IND	MEX	RSA	
CZE	IRL	NAM	SLO	
DEN	ISR	NED	SUI	





THANK YOU!



Unity. Passion. Integrity. Excellence.