

21-29 September 2024

PARA-CYCLING OFFICIAL BOOK OF RESULTS



©SWpix.com


ZURICH (SUI) 2024

01.10.2024 - 14:51

www.uci.org

Revised 1.0

HOST PARTNERS



MAIN PARTNERS





























OFFICIAL PARTNERS



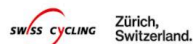
OFFICIAL SUPPLIERS



2024 ROAD WORLD CHAMPIONS

Class Name	Pilot	Country
MB	BANGMA, Tristan	 Netherlands
MC1	TEN ARGILES, Ricardo	 Spain
MC2	LEAUTE, Alexandre	 France
MC3	GRAHAM, Finlay	 Great Britain
MC4	LE ROUSSEAU, Gatien	 France
MC5	DEMENTYEV, Yehor	 Ukraine
MH1	HORDIES, Maxime	 Belgium
MH2	GARROTE MUÑOZ, Sergio	 Spain
MH3	BOSREDON, Mathieu	 France
MH4	FRITSCH, Joseph	 France
MH5	VALIZE, Mitch	 Netherlands
MT1	CLEMENT, Nathan	 Canada
MT2	CONNORS, Dennis	 USA
WB	DUNLEVY, Katie-George	 Ireland
WC1	BROWN, Frances	 Great Britain
WC2	RIGLING, Flurina	 Switzerland
WC3	VAN DEN AARSEN, Aniek	 Netherlands
WC4	BOSCO, Samantha	 USA
WC5	STOREY, Sarah	 Great Britain
WH1	PASINI, Luisa	 Italy
WH2	BRIM, Katerina	 USA
WH3	MARTINS MALAVAZZI, Jady	 Brazil
WH4	JANSEN, Jennette	 Netherlands
WH5	HAENEN, Chantal	 Netherlands
WT1	VAN SOEST, Marieke	 Netherlands
WT2	LUND, Emma	 Denmark

HOST PARTNERS



MAIN PARTNERS



OFFICIAL PARTNERS




OFFICIAL SUPPLIERS



2024 TIME TRIAL WORLD CHAMPIONS

Class Name	Pilot	Country
MB	BANGMA, Tristan	 Netherlands
MC1	TEN ARGILES, Ricardo	 Spain
MC2	VROMANT, Ewoud	 Belgium
MC3	BOUZIANI, Florian	 France
MC4	LEBEAU, Mattis	 France
MC5	ABRAHAM GEBRU, Daniel	 Netherlands
MH1	CORNEGLIANI, Fabrizio	 Italy
MH2	MAZZONE, Luca	 Italy
MH3	BOSREDON, Mathieu	 France
MH4	FRÜHWIRTH, Thomas	 Austria
MH5	VALIZE, Mitch	 Netherlands
MT1	CLEMENT, Nathan	 Canada
MT2	BARROW, Felix	 Great Britain
WB	DUNLEVY, Katie-George	 Ireland
WC1	BROWN, Frances	 Great Britain
WC2	RIGLING, Flurina	 Switzerland
WC3	BECK, Anna	 Sweden
WC4	MATILE-DÖRIG, Franziska	 Switzerland
WC5	STOREY, Sarah	 Great Britain
WH1	VOS VAN DEN BOUWHUIJSEN, Manuela	 Spain
WH2	BRIM, Katerina	 USA
WH3	ZEYEN-GILES, Annika	 Germany
WH4	MOSHKOVICH, Svetlana	 Austria
WH5	HAENEN, Chantal	 Netherlands
WT1	VAN SOEST, Marieke	 Netherlands
WT2	VAN TILL, Celine	 Switzerland

HOST PARTNERS



MAIN PARTNERS



OFFICIAL PARTNERS



OFFICIAL SUPPLIERS



OFFICIAL ENTRY LIST
As of 20/09/2024

Bib	UCI	Champion	DOB	Name	Class	NOC	Pilot	DOB	ITT ROAD
MB Total Entries : 15									
1			1986-09-21	SERNA MORENO, Nelson Javier	MB	COLOMBIA	ANGARITA REYES Marvin Orlando	1989-04-11	X X
2	28		1998-05-12	ARRIORTUA ZORRILLA, Imanol	MB	SPAIN	RUS GARCIA Francisco	1992-04-25	X X
3	59		2000-08-09	SANSO RIERA, Joan	MB	SPAIN	TERUEL ROVIRA Eloy	1982-11-20	X X
4			1989-09-17	BEAUGILLET, Raphaël	MB	FRANCE	RACAULT Ronan	1988-11-02	X X
5	6		2000-06-26	LLOVERAS, Alexandre	MB	FRANCE	PAILLLOT Yoann	1991-05-28	X X
6	27		1986-10-30	MCDONALD, Chris	MB	GREAT BRITAIN	DUGGLEBY Adam	1984-10-16	X X
7	5		1999-04-22	ANDREOLI, Federico	MB	ITALY	TOTÒ Paolo	1991-01-22	X X
8	4		1997-03-25	BERNARD, Lorenzo	MB	ITALY	CADDEO Manuele	1986-03-02	X X
9	26		1979-04-20	MALYGIN, Alexandr	MB	KAZAKHSTAN	KUSSAKOV Devid	2003-02-28	X X
10	24		1982-07-29	SEITZHAN, Kenzhegul	MB	KAZAKHSTAN	LAVRENTYEV Anton	1995-07-12	X X
11	1	WR PR WT PT	1997-10-06	BANGMA, Tristan	MB	NETHERLANDS	BOS Patrick	1987-08-20	X X
12	16		1988-08-08	TIJANI, Oyindamola Abdullhai	MB	NIGERIA	VITALIS Bethel	2002-07-08	X X
13	21		1971-04-02	KOLODZIEJCZUK, Piotr	MB	POLAND	PODLASKI Michal	1988-05-13	X X
14	39		1968-08-07	TORLA, Marek	MB	POLAND	GORECKI Jaroslaw	1984-10-16	X X
15	22		1992-02-12	ACKERMANN, Christian	MB	SWITZERLAND	BÜTTLER Dominik	1992-10-05	X X
MC1 Total Entries : 11									
51	28		1968-03-15	ZIRKL, Andreas	MC1	AUSTRIA			X X
52	16		1992-01-09	BERTHAUT, Cyril	MC1	BELGIUM			X X
53	19		2000-02-22	VANLATHEN, Lennert	MC1	BELGIUM			X X
54	7		1994-12-31	GOMES SOARES, Carlos Alberto	MC1	BRAZIL			X X
55	1	WT PT	1975-08-11	TEN ARGILES, Ricardo	MC1	SPAIN			X X
56	3		1988-06-21	SENSKA, Pierre	MC1	GERMANY			X X
57	17		1984-09-07	ALMARRI, Mohammed	MC1	SAUDI ARABIA			X X
58			1981-08-16	JUHNEVICIS, Janis	MC1	LATVIA			X X
59			1996-07-05	GOJKOVIC, Danilo	MC1	MONTENEGRO			X X
60	15		1992-06-01	WIJNHOUD, Andre	MC1	NETHERLANDS			X X
61	2		1973-01-22	MACIEJEWSKI, Zbigniew	MC1	POLAND			X X
MC2 Total Entries : 18									
71	3		1984-07-15	VROMANT, Ewoud	MC2	BELGIUM			X X
72	19		1981-10-16	DE OLIVEIRA HERLING, Victor Luise	MC2	BRAZIL			X X
73			1985-03-30	LEON CHOACHI, Eulices	MC2	COLOMBIA			X X
74	47		1993-07-10	KOBLASA, Ivo	MC2	CZECHIA			X X
75	10		1982-05-15	ARCEGA CASTILLO, Luis Javier	MC2	SPAIN			X X
76			1983-07-26	ECKHARD TIO, Maurice Far	MC2	SPAIN			X X
77	15		2001-06-20	ERCOLANELLI, Andrea	MC2	FRANCE			X X
78	2	WR WT PT	2000-10-12	LEAUTE, Alexandre	MC2	FRANCE			X X
79	13		1984-10-18	TAROU, Thomas	MC2	FRANCE			X X
80	4		1999-05-24	ROBERTSON, Matthew	MC2	GREAT BRITAIN			X X
81	7		1999-07-23	PAPANGELIS, Nikolaos	MC2	GREECE			X X
82	5		1996-08-19	KAWAMOTO, Shota	MC2	JAPAN			X X
83	8		2003-05-07	BUUR, Hidde	MC2	NETHERLANDS			X X
84	24		1999-08-27	GODDARD, Esteban	MC2	PANAMA			X X
85	31		1997-08-20	ALDALI, Alaa	MC2	PALESTINE			X X
86	9		1979-11-05	PINÃO, Telmo	MC2	PORTUGAL			X X
87	11		1974-11-17	BOLLIGER, Roger	MC2	SWITZERLAND			X X
88	25		2008-03-04	OLIMKHUJAEV, Azizkhuja	MC2	UZBEKISTAN			X X
MC3 Total Entries : 14									
101	2		1997-03-04	HAYWARD, Alexandre	MC3	CANADA			X X
102	46		1988-09-09	MUÑOZ MARIN, Esneider	MC3	COLOMBIA			X X
103	54		1983-03-14	RAABE MENDEZ, Henry Esteban	MC3	COSTA RICA			X X
104	56		1993-10-30	MOSTÉK, Jan	MC3	CZECHIA			X X
105	35		1997-07-14	JIMENEZ GUTIERREZ, Juan Alberto	MC3	SPAIN			X X
106	3		1989-08-04	SANTAS ASENSIO, Eduardo	MC3	SPAIN			X X
107	33		1990-07-19	BOUZIANI, Florian	MC3	FRANCE			X X
108	13		1996-05-29	CHARMASSON, Jonathan	MC3	FRANCE			X X
109	1	PT	1985-07-09	PEYROTON DARTET, Thomas	MC3	FRANCE			X X
110	4	WR PR	1999-09-24	GRAHAM, Finlay	MC3	GREAT BRITAIN			X X

Legend : UCI : UCI Ranking as on 17/09/2024

Champion : WR : 2023 World Champ. Road - WT : 2023 World Champ. Time Trial - PR : 2024 Paralympic Champ. Road - PT : 2024 Paralympic Champ. Time trial

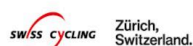
2024-09-29 - 12:00:11 PM

www.uci.org

Page 1

Timing by : Tissot - Results by : Tissot

HOST PARTNERS



Zürich, Switzerland.

MAIN PARTNERS



OFFICIAL PARTNERS



OFFICIAL SUPPLIERS



OFFICIAL ENTRY LIST
As of 20/09/2024

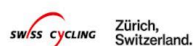
Bib	UCI	Champion	DOB	Name	Class	NOC	Pilot	DOB	ITT	ROAD
111	6		1989-06-11	WATSON, Benjamin	MC3	GREAT BRITAIN			X	X
112	23		1985-01-01	WARIAS, Steffen	MC3	GERMANY			X	X
113			1990-09-24	ZÜNDEL, Christoph	MC3	SWITZERLAND			X	X
114	12		1977-03-19	MARVIG, Henrik	MC3	SWEDEN				X
MC4		Total Entries : 20								
131			2008-08-11	AMBROSSI RAMOS, Federico Leandro	MC4	ARGENTINA				X
132	4		1986-12-28	CLINCKE, Louis	MC4	BELGIUM			X	X
133	21		1976-12-26	GRIZANTE, André Luiz	MC4	BRAZIL			X	X
134	72		2006-09-16	RIBEIRO DA SILVA, Gabriel	MC4	BRAZIL			X	X
135	34		1990-05-17	DUEÑAS GOMEZ, Diego German	MC4	COLOMBIA			X	X
136	84		1997-07-08	MEDINA PEREZ, John	MC4	COLOMBIA			X	X
138	1		1986-06-23	RAMOS SANCHEZ, Damian	MC4	SPAIN			X	X
139	53		1973-01-02	NÕMME, Anre	MC4	ESTONIA			X	X
140	2	WR WT PT	1988-03-16	LE CUNFF, Kevin	MC4	FRANCE			X	X
141	3		2002-11-21	LE ROUSSEAU, Gatien	MC4	FRANCE			X	X
142			1999-01-12	LEBEAU, Mattis	MC4	FRANCE			X	X
143	5		2004-06-18	ATKINSON, Archie	MC4	GREAT BRITAIN			X	X
144	27		1969-03-23	GAILISS, Oskars	MC4	LATVIA			X	X
145	66		2003-09-21	TOUYA, Kevin	MC4	NORWAY			X	X
146	12		1989-11-04	BERTOLIN, Bartlomiej	MC4	POLAND			X	X
147			1985-05-09	COURTENAY, Reginald	MC4	SOUTH AFRICA			X	X
148	64		1984-07-12	BERNASCONI, Fabio	MC4	SWITZERLAND			X	X
149	36		1968-07-01	GARNIER, Laurent	MC4	SWITZERLAND			X	X
150	6		1993-03-24	ZEMP, Timothy	MC4	SWITZERLAND			X	X
151	33		1976-07-01	PITMAN, Kyle	MC4	USA			X	X
MC5		Total Entries : 17								
161	4		2001-01-17	LÄSSER, Franz-Josef	MC5	AUSTRIA			X	X
162	3		1987-06-25	MOURO CHAMAN, Lauro Cesar	MC5	BRAZIL			X	X
163			1976-11-16	JARA VIDAL, Jose Diego	MC5	SPAIN				X
164	22	WR	1978-12-04	BJERGFELT, William	MC5	GREAT BRITAIN			X	X
165	11		1998-03-23	WERMESER, Zsombor	MC5	HUNGARY			X	X
166	30		1984-01-08	TARLAO, Andrea	MC5	ITALY			X	X
167	54		2003-12-21	ALSHARARI, Adi	MC5	SAUDI ARABIA			X	X
168	5	WT PT	1985-02-11	ABRAHAM GEBRU, Daniel	MC5	NETHERLANDS			X	X
169	2		1991-03-03	VAN DE POL, Martin	MC5	NETHERLANDS			X	X
170			2004-11-23	POVEDA, Maximo	MC5	PANAMA			X	X
171	95		1983-04-29	STREČKO, Ondrej	MC5	SLOVAKIA			X	X
172	34		1992-03-22	ALBALOOSHI, Abdalla	MC5	UNITED ARAB			X	X
173	18		1998-07-03	ALBEDWAWI, Ahmed	MC5	UNITED ARAB			X	X
174	7	PR	1987-03-12	DEMENTYEV, Yehor	MC5	UKRAINE			X	X
175	8		2006-05-08	GARDON, Elouan	MC5	USA			X	X
176			2007-07-23	UTEGENOV, Erdaulet	MC5	UZBEKISTAN			X	X
177	28		2004-02-23	YAVKOCHEV, Boymurod	MC5	UZBEKISTAN			X	X
MH1		Total Entries : 11								
191	9		1970-04-21	BACHMAIER, Ernst	MH1	AUSTRIA			X	X
192	4	WR	1996-03-13	HORDIES, Maxime	MH1	BELGIUM			X	X
193	15		1979-01-01	FERREIRA DE MELO JÚNIOR, Marcos	MH1	BRAZIL			X	X
194	12		1985-04-26	DUIF, Maarten	MH1	CANADA			X	X
195	3		1993-06-26	JAHODA, Patrik	MH1	CZECHIA			X	X
197	2	PT	1969-03-12	CORNEGLIANI, Fabrizio	MH1	ITALY			X	X
198	14		1990-04-30	MIKOLAJCZYK, Rafal	MH1	POLAND			X	X
199	5	WT	1980-01-14	DU PREEZ, Nicolas Pieter	MH1	SOUTH AFRICA			X	X
200	1		1992-02-13	FRÜH, Benjamin	MH1	SWITZERLAND			X	X
201	11		1983-03-04	TUOR, Alain	MH1	SWITZERLAND			X	X
202	13		1997-10-11	ČOREJ, Jozef	MH1	SLOVAKIA			X	X
MH2		Total Entries : 7								
211	19		1959-10-08	SCHATTAUER, Wolfgang	MH2	AUSTRIA			X	X
212	2	WT PT	1979-07-27	GARROTE MUÑOZ, Sergio	MH2	SPAIN			X	X

Legend : UCI : UCI Ranking as on 17/09/2024

Champion : WR : 2023 World Champ. Road - WT : 2023 World Champ. Time Trial - PR : 2024 Paralympic Champ. Road - PT : 2024 Paralympic Champ. Time trial

2024-09-29 - 12:00:11 PM
www.uci.org
Page 2
Timing by : Tissot - Results by : Tissot

HOST PARTNERS



Zürich, Switzerland.

MAIN PARTNERS



OFFICIAL PARTNERS



OFFICIAL SUPPLIERS



OFFICIAL ENTRY LIST
As of 20/09/2024

Bib	UCI	Champion	DOB	Name	Class	NOC	Pilot	DOB	ITT	ROAD
213	3	WR PR	1992-02-02	JOUANNY, Florian	MH2	FRANCE			X	X
214	12		1981-07-22	SCHEICHL, Manuel	MH2	GERMANY			X	X
215	7		1983-07-04	HASDAI, Amit	MH2	ISRAEL			X	X
216	1		1971-05-03	MAZZONE, Luca	MH2	ITALY			X	X
217	10		1971-09-03	SCHMIED, Yves	MH2	SWITZERLAND			X	X
MH3 Total Entries : 25										
231	32		1981-11-17	DEBERG, Jean-Francois	MH3	BELGIUM			X	X
232	5		1983-09-16	ODENT, Marvin	MH3	BELGIUM			X	X
233	16		1986-07-23	DESJARDINS, Joey	MH3	CANADA			X	X
234	10		1982-04-11	MOREAU, Charles	MH3	CANADA			X	X
235	3		1979-07-28	GARCIA-MARQUINA CASCALLANA,	MH3	SPAIN			X	X
236	58		1982-12-31	MOURIZ DOPICO, David	MH3	SPAIN			X	X
237	1	PR PT	1990-11-23	BOSREDON, Mathieu	MH3	FRANCE			X	X
238	4		1992-08-13	QUAILE, Johan	MH3	FRANCE			X	X
239	23		1973-10-22	TARSIM, Riadh	MH3	FRANCE			X	X
240	25		1983-08-08	HERTER, Johannes	MH3	GERMANY			X	X
241	39		1977-08-12	MERKLEIN, Vico	MH3	GERMANY			X	X
242	95		1975-09-28	BÖK, László	MH3	HUNGARY			X	X
243	14		1977-12-18	CORTINI, Davide	MH3	ITALY			X	X
244	21		1980-07-21	MESTRONI, Federico	MH3	ITALY			X	X
245	2		1992-01-07	PINI, Martino	MH3	ITALY			X	X
246	7	WR	1997-05-28	TESTA, Mirko	MH3	ITALY			X	X
247	9	WT	1973-04-03	MEKENKAMP, Mark	MH3	NETHERLANDS			X	X
248	8		1985-10-21	GYLDENØHR, Christian	MH3	NORWAY			X	X
249	18		1993-06-22	DOPLIHAR, Anej	MH3	SLOVENIA			X	X
250	49		1958-01-28	FREI, Heinz	MH3	SWITZERLAND			X	X
251	57		1988-05-28	KIELIGER, Fabian	MH3	SWITZERLAND			X	X
252			1976-08-03	VILLIGER, Cornel	MH3	SWITZERLAND			X	X
253	51		1994-04-07	WÄFLER, Micha	MH3	SWITZERLAND			X	X
254			1980-11-10	PINNEY, Ryan	MH3	USA			X	X
255	12		1986-07-23	ESPINOZA BALZA, Richard Leandro	MH3	VENEZUELA			X	X
MH4 Total Entries : 13										
271	1		1981-08-12	FRÜHWIRTH, Thomas	MH4	AUSTRIA			X	X
272	7		1982-05-07	GRITSCH, Alexander	MH4	AUSTRIA			X	X
273	12		1979-12-09	LEAL FREITAS, Ulisses	MH4	BRAZIL			X	X
274	8		1998-05-28	FRITSCH, Joseph	MH4	FRANCE			X	X
275	31		1996-04-17	RUSSELL, Callum	MH4	GREAT BRITAIN			X	X
276	51		1992-12-21	HAIRSTON, Andrew	MH4	VIRGIN ISLANDS US			X	X
277	5		1974-12-09	WILK, Rafal	MH4	POLAND			X	X
278	20		1985-03-04	PACHECO, Flávio	MH4	PORTUGAL			X	X
279	54		1994-08-29	FROHOFER, Felix	MH4	SWITZERLAND			X	X
280	50		1979-05-27	LÖTSCHER, Tobias	MH4	SWITZERLAND			X	X
281	3		1999-05-03	RECHER, Fabian	MH4	SWITZERLAND			X	X
282	10		1975-09-16	PANALAI, Sumas	MH4	THAILAND			X	X
283	17		1988-06-15	TINGLEY, Matt	MH4	USA			X	X
MH5 Total Entries : 11										
301	16		1981-12-12	DA MOTTA FONSECA, Ronan	MH5	BRAZIL			X	X
302	14		1976-06-20	DE MOURA, Antônio Marcos	MH5	BRAZIL			X	X
303			1990-01-24	MINAS VERA, Sergio Ivan	MH5	COLOMBIA			X	X
304	19		1979-11-11	VARON LOPEZ, Leonardo Favio	MH5	COLOMBIA			X	X
305	18		1985-02-25	LEPIK, Janno	MH5	ESTONIA			X	X
306	4		1978-12-01	VERGNAUD, Loic	MH5	FRANCE			X	X
307	3		1978-08-10	DE VRIES, Tim	MH5	NETHERLANDS			X	X
308	1	WR PR WT PT	1995-06-07	VALIZE, Mitch	MH5	NETHERLANDS			X	X
309	17		1975-05-01	PLEWA, Krzysztof	MH5	POLAND			X	X
310	6		1996-10-08	SRIWICHAI, Atachai	MH5	THAILAND			X	X
311	7		1986-06-12	BAL, Pavlo	MH5	UKRAINE			X	X

Legend : UCI : UCI Ranking as on 17/09/2024

Champion : WR : 2023 World Champ. Road - WT : 2023 World Champ. Time Trial - PR : 2024 Paralympic Champ. Road - PT : 2024 Paralympic Champ. Time trial


2024-09-29 - 12:00:11 PM

www.uci.org

Page 3

Timing by : Tissot - Results by : Tissot

HOST PARTNERS



Zürich, Switzerland.

MAIN PARTNERS



OFFICIAL PARTNERS



OFFICIAL SUPPLIERS



OFFICIAL ENTRY LIST
As of 20/09/2024

Bib	UCI	Champion	DOB	Name	Class	NOC	Pilot	DOB	ITT	ROAD
MT1 Total Entries : 7										
321	2	WT	1994-09-30	CLEMENT, Nathan	MT1	CANADA			X	X
322	8		1996-04-22	GARCIA ABELLA, Gonzalo	MT1	SPAIN			X	X
323	3		1976-09-28	FARRONI, Giorgio	MT1	ITALY			X	X
324	10		1991-01-07	ALDOSARI, Fahad	MT1	SAUDI ARABIA			X	X
325	9		1990-10-27	WEY, Fabiano	MT1	SWITZERLAND			X	X
326	6		1986-04-07	ATAKHODJAEV, Aziz	MT1	UZBEKISTAN			X	X
327			2009-12-05	GANIYEV, Anvar	MT1	UZBEKISTAN			X	
MT2 Total Entries : 13										
341	2		1989-06-16	STEINBICHLER, Wolfgang	MT2	AUSTRIA			X	X
342	1		1998-02-26	CELEN, Tim	MT2	BELGIUM			X	X
343	6		1989-03-15	MAŠÍN, Jindřich	MT2	CZECHIA			X	X
344	10		1983-11-06	HEGDELUND, Martin	MT2	DENMARK			X	X
345			1991-07-10	REINOSO FIGUEROLA, Joan	MT2	SPAIN			X	X
346	13		2004-08-18	BARROW, Felix	MT2	GREAT BRITAIN			X	X
347	4	WT	2000-01-03	JÄGER, Maximilian	MT2	GERMANY			X	X
348	29		1978-07-18	FOURTRIS, Dimitrios	MT2	GREECE			X	X
349	15		2001-01-09	FUKUI, Kazuha	MT2	JAPAN			X	X
350	7		1997-07-01	MATICAN, Theodor	MT2	ROMANIA			X	X
351	27		1991-12-13	FUCHS, Goldy	MT2	SOUTH AFRICA			X	X
352	3	WR	1985-05-22	CONNORS, Dennis	MT2	USA			X	X
353	18		2006-09-24	RAVSHANOV, To'iqin	MT2	UZBEKISTAN			X	X
WB Total Entries : 12										
31	21		1996-07-12	CANOVAS GARCIA, Bianca	WB	BRAZIL	RODRIGUES MARINHO Lara	1999-05-06	X	X
32	3		1988-09-04	FACHIE, Lora	WB	GREAT BRITAIN	HALL Corrine	1991-02-20	X	X
33	6		1997-11-07	JORDAN, Elizabeth	WB	GREAT BRITAIN	KHAN Danielle	1995-09-01	X	X
34	1	PR	1994-07-23	UNWIN, Sophie	WB	GREAT BRITAIN	HOLL Jenny	1999-09-13	X	X
35	2	WR WT PT	1981-11-26	DUNLEVY, Katie-George	WB	IRELAND	KELLY Linda	1993-10-14	X	X
36	9		1995-09-21	HEALION, Josephine	WB	IRELAND	MCCRISTAL Eve	1978-07-28	X	X
37	8		2002-10-13	AGOSTINI, Marianna	WB	ITALY	GASPARINI Alice	1997-12-14	X	X
38	20		1990-06-12	KAINAROVA, Zhuldyz	WB	KAZAKHSTAN	CHUGAY Ulyana	2002-06-20	X	X
39	4		1993-06-20	KUTER, Patrycja	WB	POLAND	KORNASIEWICZ Katarzyna	1980-02-16	X	X
40	23		1993-12-22	ORZECZOWSKA, Katarzyna	WB	POLAND	WOJCIKIEWICZ-PLOTKOWIAK	1991-02-16	X	X
41	22		1985-11-25	PUTYRA, Dominika	WB	POLAND	PRZEZAK Dorota	1997-01-30	X	X
42	11		1997-07-08	JANNERING, Louise	WB	SWEDEN	NILSSON Catrin	1985-07-08	X	
WC1 Total Entries : 2										
361	1	WR WT	1984-10-10	BROWN, Frances	WC1	GREAT BRITAIN			X	X
362	4		1993-01-28	TOFT, Katie	WC1	GREAT BRITAIN			X	X
WC2 Total Entries : 9										
371	10		1987-01-17	CLAYTON-GOODIE, Tahlia	WC2	AUSTRALIA			X	X
372	9		1991-09-11	CUSTÓDIA DA SILVA, Sabrina	WC2	BRAZIL			X	X
373	11		1994-03-31	DE CAMARGO E BARBOSA, Victoria	WC2	BRAZIL			X	X
374	8		1995-07-18	MUNEVAR FLOREZ, Daniela Carolina	WC2	COLOMBIA			X	X
375	6		1978-03-23	RIBAUT, Christelle	WC2	FRANCE			X	X
376	12		1999-04-27	CASS, Amelia	WC2	GREAT BRITAIN			X	X
377	2		2000-12-24	SCHRAGER, Daphne	WC2	GREAT BRITAIN			X	X
378	1	WR	1996-09-22	RIGLING, Flurina	WC2	SWITZERLAND			X	X
379	5		1984-05-12	JONES, Allison	WC2	USA			X	X
WC3 Total Entries : 7										
391	6		1992-12-27	MICKLE, Emma	WC3	AUSTRALIA			X	X
392	12		1990-02-15	ANTUNES DE PAIVA, Amanda	WC3	BRAZIL			X	X
393	10		2000-04-22	PEMBLE, Mel	WC3	CANADA			X	X
394	14		2000-03-14	CABALLEROS PEREZ, Paula	WC3	COLOMBIA			X	X
395	7		1997-02-07	VAN DEN AARSSSEN, Aniek	WC3	NETHERLANDS			X	X
396	2	WT	1979-11-24	BECK, Anna	WC3	SWEDEN			X	

Legend : UCI : UCI Ranking as on 17/09/2024

Champion : WR : 2023 World Champ. Road - WT : 2023 World Champ. Time Trial - PR : 2024 Paralympic Champ. Road - PT : 2024 Paralympic Champ. Time trial

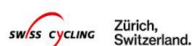
2024-09-29 - 12:00:11 PM

www.uci.org

Page 4

Timing by : Tissot - Results by : Tissot

HOST PARTNERS



Zürich, Switzerland.

MAIN PARTNERS



OFFICIAL PARTNERS



OFFICIAL SUPPLIERS



OFFICIAL ENTRY LIST
As of 20/09/2024

Bib	UCI	Champion	DOB	Name	Class	NOC	Pilot	DOB	ITT	ROAD
397	3		1976-05-04	WHITMORE, Jamie	WC3	USA			X	X
WC4		Total Entries : 5								
411	6		1986-10-09	ALENCON, Katell	WC4	FRANCE			X	X
412	1		1992-03-26	MATILE-DÖRIG, Franziska	WC4	SWITZERLAND			X	X
413	3	WR WT PT	1987-02-18	BOSCO, Samantha	WC4	USA			X	X
414	13		1967-03-07	CHERNIAC TYSON, Andrea	WC4	USA			X	X
415			2009-04-19	NURILLAEVA, Kamola	WC4	UZBEKISTAN			X	X
WC5		Total Entries : 10								
431	1		1986-05-04	FORSTER, Alana	WC5	AUSTRALIA			X	X
432	18		1983-11-25	VENTURA DE ASSIS, Fabiana	WC5	BRAZIL			X	X
433	25		1991-03-28	LAW, Jessica	WC5	CANADA			X	X
434			1993-05-09	MORENO AVELLANEDA, Martha	WC5	COLOMBIA			X	X
435	6		1992-03-25	OSSA VELOZA, Paula Andrea	WC5	COLOMBIA			X	X
436	12		1979-10-21	JUUL, Mari-Liis	WC5	ESTONIA			X	X
437	2		2004-11-30	GAUGAIN, Heidi	WC5	FRANCE			X	
438	13		1999-05-28	NEWBERRY, Morgan	WC5	GREAT BRITAIN			X	X
439	4	WR PR WT PT	1977-10-26	STOREY, Sarah	WC5	GREAT BRITAIN			X	X
440	10		1972-05-22	BRACHTENDORF, Kerstin	WC5	GERMANY			X	X
WH1		Total Entries : 2								
451	2		1968-09-27	VOS VAN DEN BOUWHUIJSEN,	WH1	SPAIN			X	X
452	3	WR WT	1973-02-25	PASINI, Luisa	WH1	ITALY			X	X
WH2		Total Entries : 3								
461	3		1971-10-01	DO ROSÁRIO GONÇALVES, Gilmar	WH2	BRAZIL			X	X
462	2	WR WT	1970-02-12	AMADEO, Roberta	WH2	ITALY			X	X
463	1	PT	1998-05-31	BRIM, Katerina	WH2	USA			X	X
WH3		Total Entries : 7								
471	1	PR WT	1988-12-15	PARKER, Lauren	WH3	AUSTRALIA			X	
472	6		1994-03-11	GARCIA, Mariana	WH3	BRAZIL			X	X
473	5		1994-07-09	MARTINS MALAVAZZI, Jady	WH3	BRAZIL			X	X
474	4		2000-03-31	VINCENT, Anaïs	WH3	FRANCE			X	X
475	3	WR	1985-02-17	ZEYEN-GILES, Annika	WH3	GERMANY			X	X
476	16		1990-06-08	ALBERTSDOTTIR, Arna	WH3	ICELAND			X	X
477	7		1963-03-23	OROSZOVÁ, Anna	WH3	SLOVAKIA			X	X
WH4		Total Entries : 10								
491	1		1983-06-04	MOSHKOVICH, Svetlana	WH4	AUSTRIA			X	X
492	6		1979-07-01	WIBMER, Cornelia	WH4	AUSTRIA			X	X
493	11		1983-01-05	NOWACKI, Josiane	WH4	BRAZIL			X	X
494	8		1988-09-09	DOUVILLE, Kara	WH4	CANADA			X	X
495	10		1967-05-23	DIERKESMANN, Julia	WH4	GERMANY			X	X
496	5		1987-10-20	RUFFATO, Giulia	WH4	ITALY			X	X
497	2	WR WT	1968-04-17	JANSEN, Jennette	WH4	NETHERLANDS			X	X
498	7		1989-04-27	TANGEN, Suzanna	WH4	NORWAY			X	X
499	13		1986-06-27	FUHRER, Sandra	WH4	SWITZERLAND			X	X
500	3		1985-08-29	STÖCKLI, Sandra	WH4	SWITZERLAND			X	X
WH5		Total Entries : 3								
511	6		1971-03-21	ESKAU, Andrea	WH5	GERMANY			X	X
512	1		1983-03-30	VITELARU, Ana Maria	WH5	ITALY			X	X
513	5	WT	1997-04-22	HAENEN, Chantal	WH5	NETHERLANDS			X	X
WT1		Total Entries : 6								
521	2	WR WT	1989-06-01	VEJVODOVÁ, Pavlína	WT1	CZECHIA			X	X
522	1	PT	1987-04-23	VAN SOEST, Marieke	WT1	NETHERLANDS			X	X
523	6		1962-05-15	MALZBENDER, Eltje	WT1	NEW ZEALAND			X	X
524			2007-03-31	MUMINOVA, Zarifa	WT1	UZBEKISTAN			X	X

Legend : UCI : UCI Ranking as on 17/09/2024

Champion : WR : 2023 World Champ. Road - WT : 2023 World Champ. Time Trial - PR : 2024 Paralympic Champ. Road - PT : 2024 Paralympic Champ. Time trial

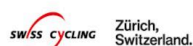
2024-09-29 - 12:00:11 PM

www.uci.org

Page 5

Timing by : Tissot - Results by : Tissot

HOST PARTNERS



Zürich, Switzerland.

MAIN PARTNERS



OFFICIAL PARTNERS



OFFICIAL SUPPLIERS



OFFICIAL ENTRY LIST
As of 20/09/2024

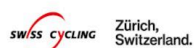
Bib	UCI	Champion	DOB	Name	Class	NOC	Pilot	DOB	ITT	ROAD
525			2008-04-13	PARDABOYEVA, Marjona	WT1	UZBEKISTAN			X	X
526	5		2002-08-23	SAIPOVA, Fotima	WT1	UZBEKISTAN			X	X
WT2		Total Entries : 5								
531	11		1961-08-06	COOKE, Carol	WT2	AUSTRALIA			X	
532	3	WR PR	1997-07-02	LUND, Emma	WT2	DENMARK			X	X
533	4		1967-03-02	DREOCK-KÄSER, Angelika	WT2	GERMANY			X	X
534	1	WT	1991-06-20	VAN TILL, Celine	WT2	SWITZERLAND			X	X
535	5		1967-07-13	SEREDA, Monica	WT2	USA			X	X

ENTRIES PARA : 263
ENTRIES PILOT: 27
TOTAL: 290
Legend : UCI : UCI Ranking as on 17/09/2024

Champion : WR : 2023 World Champ. Road - WT : 2023 World Champ. Time Trial - PR : 2024 Paralympic Champ. Road - PT : 2024 Paralympic Champ. Time trial

2024-09-29 - 12:00:11 PM
www.uci.org
Page 6
Timing by : Tissot - Results by : Tissot

HOST PARTNERS


 Zürich,
Switzerland.

MAIN PARTNERS



OFFICIAL PARTNERS



OFFICIAL SUPPLIERS



NATIONS LIST / LISTE DES NATIONS

As of 2024-09-29

Code	Country Name	Nom du pays	Women	Men	Total
ARG	Argentina	Argentine	0	1	1
AUS	Australia	Australie	5	0	5
AUT	Austria	Autriche	2	7	9
BEL	Belgium	Belgique	0	8	8
BRA	Brazil	Brésil	9	9	18
CAN	Canada	Canada	3	5	8
COL	Colombia	Colombie	4	7	11
CRC	Costa Rica	Costa Rica	0	1	1
CZE	Czechia	Tchéquie	1	4	5
DEN	Denmark	Danemark	1	1	2
ESP	Spain	Espagne	1	14	15
EST	Estonia	Estonie	1	2	3
FRA	France	France	4	17	21
GBR	Great Britain	Grande-Bretagne	9	8	17
GER	Germany	Allemagne	5	6	11
GRE	Greece	Grèce	0	2	2
HUN	Hungary	Hongrie	0	2	2
IRL	Ireland	Irlande	2	0	2
ISL	Iceland	Islande	1	0	1
ISR	Israel	Israel	0	1	1
ISV	Virgin Islands, US	Iles Vierges des Etats-Unis	0	1	1
ITA	Italy	Italie	5	10	15
JPN	Japan	Japon	0	2	2
KAZ	Kazakhstan	Kazakhstan	1	2	3
KSA	Saudi Arabia	Arabie Saoudite	0	3	3
LAT	Latvia	Lettonie	0	2	2
MNE	Montenegro	Montenegro	0	1	1
NED	Netherlands	Pays-Bas	4	8	12
NGR	Nigeria	Nigeria	0	1	1
NOR	Norway	Norvège	1	2	3
NZL	New Zealand	Nouvelle-Zélande	1	0	1
PAN	Panama	Panama	0	2	2
PLE	Palestine	Palestine	0	1	1
POL	Poland	Pologne	3	7	10
POR	Portugal	Portugal	0	2	2
ROU	Romania	Roumanie	0	1	1
RSA	South Africa	Afrique du Sud	0	3	3
SLO	Slovenia	Slovénie	0	1	1
SUI	Switzerland	Suisse	5	17	22
SVK	Slovakia	Slovaquie	1	2	3
SWE	Sweden	Suède	2	1	3
THA	Thailand	Thaïlande	0	2	2
UAE	United Arab Emirates	Emirats Arabes Unis	0	2	2
UKR	Ukraine	Ukraine	0	2	2
USA	USA	Etats-Unis	6	5	11
UZB	Uzbekistan	Ouzbekistan	4	6	10
VEN	Venezuela	Venezuela	0	1	1
Number of Nations/ Nombre de nations : 47			81	182	263

21-29 September 2024

Classification communiqué no 3 Final Communiqué REC A

Classification Communiqué #3

Please see below the final Sport Classes following Classification at the Road and Para-Cycling Road World Championships.

As indicated in the UCI Regulations, Athletes have been designated a Sport Class Status accordingly:

C: Confirmed

R: Review

FRD: Fixed Review Date

NE: Not Eligible

CNC: Classification Not Completed.

DNA: did not attend

Country	Last Name	First Name	Gender	UCI ID	Outcome
BRA	Fernandes Silva	Marcia	W	10006264362	DNA
COL	Avellaneda	Martha	W	10131345761	C5 FRD26
COL	Forero Munoz	Santiago Sneyder	M	10070568894	NE C
ESP	Jara Vidal	Jose Diego	M	10008532546	C5 C
FRA	Lebeau	Mattis	M	10026493613	C4 C
GRE	Foutris	Dimitrios	M	10081182819	T2 FRD26
KEN	Mwangi	Samuel	M		DNA
LAT	Juhnevics	Janis	M	10132952527	C1 FRD27
MNE	Gojkovic	Danilo	M	10008840320	C1 C
RSA	Courteney	Reginald	M	10147516065	C4 FRD26
SEN	Sarr	Macoumba	M	10139096162	DNA
UZB	Utegenov	Erdaulet	M	10153296760	C5 C
UZB	Nurillaeva	Kamola	W	10153298073	C4 FRD26
UZB	Ganiyev	Anvar	M	10153298679	T1 FRD27
UZB	Olimkhujaev	Azizkhuja	M	10153297871	C2 FRD27
UZB	Abdullaev	Muhammad	M	10155018613	CNC
UZB	Mansurov	Khusan	M	10153299689	CNC
UZB	Khuderganov	Ogabek	M	10153298376	CNC
UZB	Ravshanov	To'lqin	M	10153298578	T2 FRD27
UZB	Norqulov	Zafar	M	10155018714	CNC
UZB	Pardaboyeva	Marjona	W	10155017906	T1 FRD26
UZB	Ubaydullaev	Suxrob	M	10155018108	CNC
UZB	Muminova	Zarifa	W	10153299790	T1 FRD26
UZB	Napasov	Tulqin	M	10155018512	CNC
UZB	Abdigapporov	Sardor	M	10155018209	CNC

Country	Last Name	First Name	Gender	UCI ID	Outcome
POL	Torla	Marek	M	10143945152	FRD28
KAZ	Malygin	Alexandr	M	10143945152	C
ESP	Sanso Riera	Joan	M	10124354687	FRD
SUI	Ackermann	Christian	M	10121814095	FRD28

 Erik Moen
UCI Chief Classifier


 Isabella Zens
UCI Classification Coordinator

25.09.2024 - 09:18

www.uci.org

Page 1/1

HOST PARTNERS


 Zürich,
Switzerland.

MAIN PARTNERS



OFFICIAL PARTNERS



OFFICIAL SUPPLIERS



Final Results / Résultats finaux
Men B Individual Time Trial

Rank	Race Number	Name	Sport Class	Nation Code	Intermediate Points		Final Time	Time Behind	Average Speed
					at 10.4km	at 20.5km			
1	11	BANGMA Tristan	B	NED	15:32.98 (1)	27:39.03 (1)	37:36.91 (1)	+0.00	47.694
		BOS Patrick	PLT	NED		12:06.05 (1)	9:57.88 (1)		
2	5	LLOVERAS Alexandre	B	FRA	15:48.35 (3)	28:09.55 (3)	38:17.25 (2)	+40.34	46.856
		PAILLOT Yoann	PLT	FRA		12:21.20 (3)	10:07.70 (2)		
3	2	ARRIORTUA ZORRILLA Imanol	B	ESP	15:41.75 (2)	27:50.11 (2)	38:28.02 (3)	+51.11	46.637
		RUS GARCIA Francisco	PLT	ESP		12:08.36 (2)	10:37.91 (4)		
4	3	SANSO RIERA Joan	B	ESP	16:19.35 (4)	28:40.63 (4)	39:08.91 (4)	+1:32.00	45.826
		TERUEL ROVIRA Eloy	PLT	ESP		12:21.28 (4)	10:28.28 (3)		
5	6	McDONALD Chris	B	GBR	16:22.82 (5)	28:58.88 (5)	39:46.24 (5)	+2:09.33	45.109
		DUGGLEBY Adam	PLT	GBR		12:36.06 (5)	10:47.36 (6)		
6	8	BERNARD Lorenzo	B	ITA	16:38.19 (6)	29:18.37 (6)	39:59.35 (6)	+2:22.44	44.862
		CADDEO Manuele	PLT	ITA		12:40.18 (7)	10:40.98 (5)		
7	1	SERNA MORENO Nelson Javier	B	COL	16:40.43 (7)	29:42.75 (8)	40:34.66 (7)	+2:57.75	44.212
		ANGARITA REYES Marvin Orlando	PLT	COL		13:02.32 (8)	10:51.91 (7)		
8	7	ANDREOLI Federico	B	ITA	17:00.29 (8)	29:40.11 (7)	40:46.82 (8)	+3:09.91	43.992
		TOTO Paolo	PLT	ITA		12:39.82 (6)	11:06.71 (8)		
9	14	TORLA Marek	B	POL	17:26.58 (9)	30:47.41 (9)	43:14.63 (9)	+5:37.72	41.486
		GORECKI Jaroslaw	PLT	POL		13:20.83 (9)	12:27.22 (10)		
10	9	MALYGIN Alexandr	B	KAZ	18:39.91(10)	32:27.86(10)	44:57.87 (10)	+7:20.96	39.898
		KUSSAKOV Devid	PLT	KAZ		13:47.95(10)	12:30.01 (11)		
11	10	SEITZHAN Kenzhegul	B	KAZ	18:58.10(11)	33:04.31(11)	45:22.98 (11)	+7:46.07	39.530
		LAVRENTYEV Anton	PLT	KAZ		14:06.21(11)	12:18.67 (9)		
12	12	TIJANI Oyindamola Abdullahi	B	NGR	27:18.71(12)	46:10.33(12)	1:02:33.58 (12)	+24:56.6 7	28.677
		VITALIS Bethel	PLT	NGR		18:51.62(12)	16:23.25 (12)		
15	ACKERMANN Christian		B	SUI			DNS		
		BUTTLER Dominik	PLT	SUI					

Final Results / Résultats finaux
Men B Individual Time Trial

Rank	Race Number	Name	Sport Class	Nation Code	Intermediate Points at 10.4km	Intermediate Points at 20.5km	Final Time	Time Behind	Average Speed
------	-------------	------	-------------	-------------	-------------------------------	-------------------------------	------------	-------------	---------------


Average Speed	Race Configuration	Total Race Distance
47.694km/h	Distance : 29.9km Total Elevation : 327m	29.9km

Entries / Nations	Participants				Weather	Temperature (°C)
	Ranked	DNF	DSQ	DNS		
13 / 10	12	0	0	1	Overcast	19

Legend:

DNF Did Not Finish **DNS** Did Not Start **DSQ** Disqualified
PLT Pilot

HOST PARTNERS:



MAIN PARTNERS:



OFFICIAL PARTNERS:



OFFICIAL SUPPLIERS:



Final Results / Résultats finaux Men C4 Individual Time Trial

Rank	Race Number	Name	Nation Code	Intermediate Points		Final Time	Time Behind	Average Speed
				at 10.4km	at 20.5km			
1	142	LEBEAU Mattis	FRA	16:28.49 (1)	29:27.93 (1)	40:49.60 (1)	+0.00	43.942
					12:59.44 (1)	11:21.67 (2)		
2	140	le CUNFF Kevin	FRA	16:42.47 (2)	29:42.66 (2)	41:05.85 (2)	+16.25	43.652
					13:00.19 (2)	11:23.19 (3)		
3	141	le ROUSSEAU Gatién	FRA	17:06.34 (3)	30:36.65 (3)	41:54.18 (3)	+1:04.58	42.813
					13:30.31 (8)	11:17.53 (1)		
4	132	CLINCKE Louis	BEL	17:39.36 (4)	30:49.53 (4)	42:30.30 (4)	+1:40.70	42.207
					13:10.17 (3)	11:40.77 (5)		
5	138	RAMOS SANCHEZ Damian	ESP	17:49.56 (5)	31:10.13 (5)	42:49.70 (5)	+2:00.10	41.888
					13:20.57 (5)	11:39.57 (4)		
6	143	ATKINSON Archie	GBR	17:57.26 (6)	31:37.48 (7)	43:19.25 (6)	+2:29.65	41.412
					13:40.22 (9)	11:41.77 (6)		
7	150	ZEMP Timothy	SUI	18:11.33 (7)	31:30.60 (6)	43:27.00 (7)	+2:37.40	41.289
					13:19.27 (4)	11:56.40 (9)		
8	146	BERTOLIN Bartłomiej	POL	18:19.12 (8)	31:46.40 (8)	43:33.21 (8)	+2:43.61	41.191
					13:27.28 (6)	11:46.81 (7)		
9	135	DUENAS GOMEZ Diego German	COL	18:43.96(10)	32:13.17 (9)	44:17.36 (9)	+3:27.76	40.506
					13:29.21 (7)	12:04.19 (10)		
10	148	BERNASCONI Fabio	SUI	18:58.46(11)	32:50.87(10)	45:08.49 (10)	+4:18.89	39.742
					13:52.41(10)	12:17.62 (12)		
11	149	GARNIER Laurent	SUI	18:41.86 (9)	33:19.05(11)	45:23.76 (11)	+4:34.16	39.519
					14:37.19(11)	12:04.71 (11)		
12	151	PITMAN Kyle	USA	19:15.71(12)	34:06.12(12)	46:02.37 (12)	+5:12.77	38.967
					14:50.41(12)	11:56.25 (8)		
13	136	MEDINA PEREZ John	COL	19:22.04(13)	34:15.90(13)	47:18.54 (13)	+6:28.94	37.921
					14:53.86(13)	13:02.64 (14)		
14	147	COURTENAY Reginald	RSA	20:13.93(14)	35:28.81(14)	48:02.04 (14)	+7:12.44	37.349
					15:14.88(16)	12:33.23 (13)		
15	144	GAILISS Oskars	LAT	20:39.19(16)	36:10.13(16)	49:29.55 (15)	+8:39.95	36.248
					15:30.94(17)	13:19.42 (15)		
16	145	TOUYA Kevin	NOR	20:30.23(15)	35:44.15(15)	49:46.85 (16)	+8:57.25	36.038
					15:13.92(15)	14:02.70 (18)		
17	133	GRIZANTE Andre Luiz	BRA	21:14.59(17)	36:20.21(17)	50:19.87 (17)	+9:30.27	35.644
					15:05.62(14)	13:59.66 (17)		
18	134	RIBEIRO da SILVA Gabriel	BRA	21:29.31(18)	38:11.90(18)	53:01.08 (18)	+12:11.4	33.838
					16:42.59(18)	14:49.18 (19)	8	
19	139	NOMME Anre	EST	22:27.82(19)	39:34.24(19)	53:17.87 (19)	+12:28.2	33.660
					17:06.42(19)	13:43.63 (16)	7	
131		AMBROSSI RAMOS Federico Leandro	ARG			DNS		
137		RODRIGUEZ HERNANDEZ Jose Frank	DOM			DNS		

Final Results / Résultats finaux
Men C4 Individual Time Trial

Rank	Race Number	Name	Nation Code	Intermediate Points at 10.4km	Intermediate Points at 20.5km	Final Time	Time Behind	Average Speed
------	-------------	------	-------------	-------------------------------	-------------------------------	------------	-------------	---------------

Average Speed	Race Configuration	Total Race Distance
43.942km/h	Distance : 29.9km Total Elevation : 327m	29.9km

Entries / Nations	Participants				Weather	Temperature (°C)
	Ranked	DNF	DSQ	DNS		
21 / 15	19	0	0	2	Overcast	18

Legend:
DNF Did Not Finish **DNS** Did Not Start **DSQ** Disqualified

HOST PARTNERS



MAIN PARTNERS



OFFICIAL PARTNERS



OFFICIAL SUPPLIERS



Final Results / Résultats finaux
 Men C5 Individual Time Trial

Rank	Race Number	Name	Nation Code	Intermediate Points		Final Time	Time Behind	Average Speed
				at 10.4km	at 20.5km			
1	168	ABRAHAM GEBRU Daniel	NED	16:37.65 (2)	29:21.64 (1) 12:43.99 (1)	40:35.90 (1) 11:14.26 (3)	+0.00	44.189
2	162	CHAMAN Lauro	BRA	16:36.17 (1)	29:36.10 (2) 12:59.93 (4)	40:40.33 (2) 11:04.23 (1)	+4.43	44.109
3	174	DEMENTYEV Yehor	UKR	16:57.51 (3)	29:47.53 (3) 12:50.02 (2)	41:04.31 (3) 11:16.78 (5)	+28.41	43.680
4	169	van de POL Martin	NED	17:39.64 (8)	30:37.40 (5) 12:57.76 (3)	41:51.37 (4) 11:13.97 (2)	+1:15.47	42.861
5	175	GARDON Elouan	USA	17:34.89 (7)	30:47.08 (6) 13:12.19 (6)	42:03.69 (5) 11:16.61 (4)	+1:27.79	42.652
6	164	BJERGFELT William	GBR	17:24.94 (5)	30:31.40 (4) 13:06.46 (5)	42:05.38 (6) 11:33.98 (7)	+1:29.48	42.623
7	161	LASSER Franz-Josef	AUT	17:32.70 (6)	31:00.61 (7) 13:27.91 (7)	42:30.65 (7) 11:30.04 (6)	+1:54.75	42.201
8	166	TARLAO Andrea	ITA	17:16.45 (4)	31:07.95 (8) 13:51.50 (8)	43:59.51 (8) 12:51.56 (11)	+3:23.61	40.780
9	165	WERMESER Zsombor	HUN	18:02.19 (9)	32:28.44 (9) 14:26.25(10)	44:07.37 (9) 11:38.93 (8)	+3:31.47	40.659
10	171	STREČKO Ondrej	SVK	18:57.39(10)	33:00.59(10) 14:03.20 (9)	45:16.54 (10) 12:15.95 (9)	+4:40.64	39.624
11	177	YAVKOCHEV Boymurod	UZB	20:02.16(13)	34:59.63(12) 14:57.47(11)	47:34.71 (11) 12:35.08 (10)	+6:58.81	37.706
12	173	ALBEDWAWI Ahmed	UAE	19:03.55(11)	34:07.55(11) 15:04.00(12)	47:53.80 (12) 13:46.25 (13)	+7:17.90	37.456
13	172	ALBALOOSHI Abdalla	UAE	19:57.40(12)	35:52.99(13) 15:55.59(13)	49:26.67 (13) 13:33.68 (12)	+8:50.77	36.283
14	170	POVEDA Maximo	PAN	20:23.76(14)	36:37.90(14) 16:14.14(14)	50:56.09 (14) 14:18.19 (14)	+10:20.1 9	35.221
15	176	UTEGENOV Erdaulet	UZB	23:49.03(15)	41:40.95(15) 17:51.92(15)	57:24.06 (15) 15:43.11 (16)	+16:48.1 6	31.254
16	167	ALSHARARI Adi	KSA	24:35.79(16)	42:32.02(16) 17:56.23(16)	57:38.16 (16) 15:06.14 (15)	+17:02.2 6	31.126

Average Speed	Race Configuration	Total Race Distance
44.189km/h	Distance : 29.9km Total Elevation : 327m	29.9km

Participants					Weather	Temperature (°C)
Entries / Nations	Ranked	DNF	DSQ	DNS		
16 / 13	16	0	0	0	Overcast	18

Legend:
DNF Did Not Finish **DNS** Did Not Start **DSQ** Disqualified

Final Results / Résultats finaux Men C1 Individual Time Trial

Rank	Race Number	Name	Nation Code	Intermediate Points at 9.4km	Final Time	Time Behind	Average Speed
1	55	TEN ARGILES Ricardo	ESP	12:25.53 (1)	25:25.48 (1) 12:59.95 (1)	+0.00	44.366
2	61	MACIEJEWSKI Zbigniew	POL	12:29.26 (2)	25:41.80 (2) 13:12.54 (3)	+16.32	43.897
3	60	WIJNHOUDE Andre	NED	12:56.00 (4)	26:04.76 (3) 13:08.76 (2)	+39.28	43.253
4	56	SENSKA Pierre	GER	12:49.65 (3)	26:13.18 (4) 13:23.53 (4)	+47.70	43.021
5	52	BERTHAUT Cyril	BEL	13:40.20 (5)	28:08.08 (5) 14:27.88 (5)	+2:42.60	40.093
6	54	GOMES SOARES Carlos Alberto	BRA	13:53.17 (6)	28:38.42 (6) 14:45.25 (7)	+3:12.94	39.385
7	53	VANLATHEN Lennert	BEL	14:03.79 (7)	28:45.22 (7) 14:41.43 (6)	+3:19.74	39.230
8	57	ALMARRI Mohammed	KSA	14:47.93 (8)	30:12.91 (8) 15:24.98 (8)	+4:47.43	37.332
9	51	ZIRKL Andreas	AUT	15:51.66 (9)	32:33.79 (9) 16:42.13 (9)	+7:08.31	34.640
10	58	JUHNEVICS Janis	LAT	20:16.66(10)	41:33.62 (10) 21:16.96 (10)	+16:08.1 4	27.141
11	59	GOJKOVIC Danilo	MNE	21:15.80(11)	44:34.72 (11) 23:18.92 (11)	+19:09.2 4	25.304

Average Speed	Race Configuration	Total Race Distance
44.366km/h	Distance : 18.8km Total Elevation : 36m	18.8km

Entries / Nations	Participants				Weather	Temperature (°C)
	Ranked	DNF	DSQ	DNS		
11 / 10	11	0	0	0	Partly cloudy	13

Legend:

DNF Did Not Finish **DNS** Did Not Start **DSQ** Disqualified

Final Results / Résultats finaux
Men C2 Individual Time Trial

Rank	Race Number	Name	Nation Code	Intermediate Points at 9.4km	Final Time	Time Behind	Average Speed
1	71	VROMANT Ewoud	BEL	11:26.04 (1)	23:13.58 (1) 11:47.54 (1)	+0.00	48.566
2	78	LEAUTE Alexandre	FRA	11:29.13 (2)	23:33.76 (2) 12:04.63 (2)	+20.18	47.872
3	80	ROBERTSON Matthew	GBR	11:48.37 (3)	24:17.80 (3) 12:29.43 (3)	+1:04.22	46.426
4	82	KAWAMOTO Shota	JPN	12:08.18 (5)	24:43.77 (4) 12:35.59 (4)	+1:30.19	45.614
5	81	PAPANGELIS Nikolaos	GRE	12:03.51 (4)	25:05.54 (5) 13:02.03 (6)	+1:51.96	44.954
6	76	ECKHARD TIO Maurice Far	ESP	12:11.24 (6)	25:08.04 (6) 12:56.80 (5)	+1:54.46	44.879
7	75	ARCEGA CASTILLO Luis Javier	ESP	12:12.77 (7)	25:19.55 (7) 13:06.78 (8)	+2:05.97	44.540
8	73	LEON CHOACHI Eulices	COL	12:15.67 (8)	25:22.15 (8) 13:06.48 (7)	+2:08.57	44.463
9	83	BUUR Hidde	NED	12:45.92(10)	26:05.03 (9) 13:19.11 (9)	+2:51.45	43.245
10	79	TAROU Thomas	FRA	12:38.50 (9)	26:31.83 (10) 13:53.33 (12)	+3:18.25	42.517
11	72	de OLIVEIRA HERLING Victor Luise	BRA	13:09.40(12)	26:59.11 (11) 13:49.71 (11)	+3:45.53	41.801
12	87	BOLLIGER Roger	SUI	13:41.54(13)	28:09.69 (12) 14:28.15 (13)	+4:56.11	40.055
13	74	KOBLASA Ivo	CZE	12:58.95(11)	28:11.55 (13) 15:12.60 (15)	+4:57.97	40.011
14	77	ERCOLANELLI Andrea	FRA	14:38.89(15)	28:14.61 (14) 13:35.72 (10)	+5:01.03	39.938
15	86	PINAO Telmo	POR	14:05.45(14)	28:55.60 (15) 14:50.15 (14)	+5:42.02	38.995
16	84	GODDARD Esteban	PAN	14:42.14(16)	30:32.99 (16) 15:50.85 (16)	+7:19.41	36.923
17	85	ALDALI Alaa	PLE	15:44.93(17)	32:17.16 (17) 16:32.23 (17)	+9:03.58	34.938
18	88	OLIMKHUJAEV Azizkhuja	UZB	16:43.72(18)	34:35.29 (18) 17:51.57 (18)	+11:21.7 1	32.612

Average Speed	Race Configuration	Total Race Distance
48.566km/h	Distance : 18.8km Total Elevation : 36m	18.8km

Participants					Weather	Temperature (°C)
Entries / Nations	Ranked	DNF	DSQ	DNS		
18 / 15	18	0	0	0	Partly cloudy	15

Legend:
DNF Did Not Finish **DNS** Did Not Start **DSQ** Disqualified

Final Results / Résultats finaux Men C3 Individual Time Trial

Rank	Race Number	Name	Nation Code	Intermediate Points at 9.4km	Final Time	Time Behind	Average Speed
1	107	BOUZIANI Florian	FRA	11:19.81 (1)	23:30.01 (1) 12:10.20 (3)	+0.00	48.000
2	110	GRAHAM Finlay	GBR	11:27.39 (3)	23:32.12 (2) 12:04.73 (1)	+2.11	47.928
3	101	HAYWARD Alexandre	CAN	11:26.81 (2)	23:34.76 (3) 12:07.95 (2)	+4.75	47.839
4	111	WATSON Benjamin	GBR	11:29.97 (4)	23:41.26 (4) 12:11.29 (4)	+11.25	47.620
5	108	CHARMASSON Jonathan	FRA	11:51.62 (5)	24:33.38 (5) 12:41.76 (6)	+1:03.37	45.935
6	103	RAABE MENDEZ Henry Esteban	CRC	11:53.75 (6)	24:41.63 (6) 12:47.88 (8)	+1:11.62	45.679
7	109	PEYROTON DARTET Thomas	FRA	12:06.59 (8)	24:43.85 (7) 12:37.26 (5)	+1:13.84	45.611
8	112	WARIAS Steffen	GER	12:03.35 (7)	24:51.15 (8) 12:47.80 (7)	+1:21.14	45.388
9	105	JIMENEZ GUTIERREZ Juan Alberto	ESP	12:15.74 (9)	25:37.48 (9) 13:21.74 (9)	+2:07.47	44.020
10	104	MOŠTĚK Jan	CZE	13:13.61(10)	27:26.57 (10) 14:12.96 (11)	+3:56.56	41.104
11	113	ZUNDEL Christoph	SUI	14:15.47(11)	29:14.13 (11) 14:58.66 (12)	+5:44.12	38.583
12	102	MUNOZ MARIN Esneider	COL	16:30.36(12)	29:57.27 (12) 13:26.91 (10)	+6:27.26	37.657
	106	SANTAS ASENSIO Eduardo	ESP		DSQ		

Average Speed	Race Configuration	Total Race Distance
48.000km/h	Distance : 18.8km Total Elevation : 36m	18.8km

Participants					Weather	Temperature (°C)
Entries / Nations	Ranked	DNF	DSQ	DNS		
13 / 9	12	0	1	0	Partly cloudy	13

Legend:
DNF Did Not Finish **DNS** Did Not Start **DSQ** Disqualified

Final Results / Résultats finaux
Men H1 Individual Time Trial

Rank	Race Number	Name	Nation Code	Intermediate Points at 9.4km	Final Time	Time Behind	Average Speed
1	197	CORNEGLIANI Fabrizio	ITA	17:54.63 (1)	35:59.70 (1) 18:05.07 (1)	+0.00	31.338
2	193	FERREIRA de MELO JUNIOR Marcos Ant.	BRA	18:41.33 (2)	38:35.40 (2) 19:54.07 (4)	+2:35.70	29.230
3	192	HORDIES Maxime	BEL	19:10.95 (3)	38:45.19 (3) 19:34.24 (3)	+2:45.49	29.107
4	199	du PREEZ Nicolas Pieter	RSA	19:37.23 (5)	38:57.93 (4) 19:20.70 (2)	+2:58.23	28.949
5	195	JAHODA Patrik	CZE	19:25.85 (4)	40:19.48 (5) 20:53.63 (7)	+4:19.78	27.973
6	191	BACHMAIER Ernst	AUT	20:48.10 (7)	41:16.03 (6) 20:27.93 (6)	+5:16.33	27.334
7	202	ČOREJ Jozef	SVK	20:55.58 (8)	41:19.10 (7) 20:23.52 (5)	+5:19.40	27.300
8	200	FRUH Benjamin	SUI	20:24.47 (6)	41:23.29 (8) 20:58.82 (8)	+5:23.59	27.254
9	201	TUOR Alain	SUI	21:08.89 (9)	42:16.63 (9) 21:07.74 (9)	+6:16.93	26.681
10	194	DUIF Maarten	CAN	21:34.68(10)	43:00.28 (10) 21:25.60 (10)	+7:00.58	26.230
11	198	MIKOLAJCZYK Rafal	POL	24:30.60(11)	49:26.43 (11) 24:55.83 (11)	+13:26.7 3	22.815
	196	POLVI Teppo	FIN		DNS		

Average Speed	Race Configuration	Total Race Distance
31.338km/h	Distance : 18.8km Total Elevation : 36m	18.8km

Participants					Weather	Temperature (°C)
Entries / Nations	Ranked	DNF	DSQ	DNS		
12 / 11	11	0	0	1	Partly cloudy	18

Legend:
DNF Did Not Finish **DNS** Did Not Start **DSQ** Disqualified

Final Results / Résultats finaux
 Men H2 Individual Time Trial

Rank	Race Number	Name	Nation Code	Intermediate Points at 9.4km	Final Time	Time Behind	Average Speed
1	216	MAZZONE Luca	ITA	13:51.20 (1)	28:01.65 (1) 14:10.45 (1)	+0.00	40.246
2	213	JOUANNY Florian	FRA	14:02.31 (2)	28:41.90 (2) 14:39.59 (2)	+40.25	39.305
3	212	GARROTE MUNOZ Sergio	ESP	14:13.69 (3)	28:56.26 (3) 14:42.57 (3)	+54.61	38.980
4	215	HASDAI Amit	ISR	15:35.92 (4)	31:44.65 (4) 16:08.73 (4)	+3:43.00	35.534
5	214	SCHEICHL Manuel	GER	16:11.18 (5)	32:46.42 (5) 16:35.24 (5)	+4:44.77	34.418
6	217	SCHMIED Yves	SUI	17:48.01 (6)	35:55.55 (6) 18:07.54 (6)	+7:53.90	31.398
7	211	SCHATTAUER Wolfgang	AUT	19:17.45 (7)	39:14.06 (7) 19:56.61 (7)	+11:12.4 1	28.750

Average Speed	Race Configuration	Total Race Distance
40.246km/h	Distance : 18.8km Total Elevation : 36m	18.8km

Participants					Weather	Temperature (°C)
Entries / Nations	Ranked	DNF	DSQ	DNS		
7 / 7	7	0	0	0	Partly cloudy	18

Legend:
DNF Did Not Finish **DNS** Did Not Start **DSQ** Disqualified

Final Results / Résultats finaux
 Men H3 Individual Time Trial

Rank	Race Number	Name	Nation Code	Intermediate Points at 9.4km	Final Time	Time Behind	Average Speed
1	237	BOSREDON Mathieu	FRA	11:47.10 (1)	23:59.70 (1)	+0.00	47.010
2	247	MEKENKAMP Mark	NED	12:16.64 (2)	25:04.16 (2)	+1:04.46	44.995
3	232	ODENT Marvin	BEL	12:23.33 (3)	25:19.91 (3)	+1:20.21	44.529
4	239	TARSIM Riadh	FRA	12:41.26 (4)	25:48.93 (4)	+1:49.23	43.695
5	233	DESJARDINS Joey	CAN	12:44.22 (7)	25:53.70 (5)	+1:54.00	43.561
6	235	GARCIA-MARQUINA CASCALLANA Luis Mi.	ESP	12:42.12 (5)	26:03.14 (6)	+2:03.44	43.297
7	248	GYLDENOHR Christian	NOR	12:46.92 (8)	26:03.56 (7)	+2:03.86	43.286
8	245	PINI Martino	ITA	12:42.61 (6)	26:05.20 (8)	+2:05.50	43.240
9	254	PINNEY Ryan	USA	12:50.98 (9)	26:15.60 (9)	+2:15.90	42.955
10	238	QUAILE Johan	FRA	12:52.20(10)	26:21.54 (10)	+2:21.84	42.794
11	243	CORTINI Davide	ITA	12:57.95(12)	26:27.55 (11)	+2:27.85	42.632
12	234	MOREAU Charles	CAN	12:52.74(11)	26:32.12 (12)	+2:32.42	42.509
13	241	MERKLEIN Vico	GER	13:14.25(16)	26:40.12 (13)	+2:40.42	42.297
14	246	TESTA Mirko	ITA	13:03.18(13)	26:43.11 (14)	+2:43.41	42.218
15	240	HERTER Johannes	GER	13:11.17(14)	26:57.35 (15)	+2:57.65	41.846
16	249	DOPLIHAR Anej	SLO	13:12.86(15)	27:07.49 (16)	+3:07.79	41.586
17	244	MESTRONI Federico	ITA	13:18.22(17)	27:16.80 (17)	+3:17.10	41.349
18	253	WAFLER Micha	SUI	13:41.56(18)	27:47.18 (18)	+3:47.48	40.595
19	250	FREI Heinz	SUI	13:45.90(19)	28:06.76 (19)	+4:07.06	40.124
20	231	DEBERG Jean-Francois	BEL	13:51.46(20)	28:25.81 (20)	+4:26.11	39.676
21	251	KIELIGER Fabian	SUI	13:58.72(21)	28:54.62 (21)	+4:54.92	39.017
22	255	ESPINOZA BALZA Richard Leandro	VEN	14:21.99(22)	29:40.35 (22)	+5:40.65	38.015
	236	MOURIZ DOPICO David	ESP		DNS		

Final Results / Résultats finaux
Men H3 Individual Time Trial

Rank	Race Number	Name	Nation Code	Intermediate Points at 9.4km	Final Time	Time Behind	Average Speed
------	-------------	------	-------------	------------------------------	------------	-------------	---------------

Average Speed	Race Configuration	Total Race Distance
47.010km/h	Distance : 18.8km Total Elevation : 36m	18.8km

Entries / Nations	Participants				Weather	Temperature (°C)
	Ranked	DNF	DSQ	DNS		
23 / 12	22	0	0	1	Partly cloudy	17

Legend:
DNF Did Not Finish **DNS** Did Not Start **DSQ** Disqualified

HOST PARTNERS



MAIN PARTNERS



OFFICIAL PARTNERS



OFFICIAL SUPPLIERS



Final Results / Résultats finaux
Men H4 Individual Time Trial

Rank	Race Number	Name	Nation Code	Intermediate Points at 9.4km	Final Time	Time Behind	Average Speed
1	271	FRUHWIRTH Thomas	AUT	11:43.40 (1)	23:47.13 (1) 12:03.73 (1)	+0.00	47.424
2	281	RECHER Fabian	SUI	12:16.11 (3)	24:44.52 (2) 12:28.41 (2)	+57.39	45.590
3	274	FRITSCH Joseph	FRA	12:03.94 (2)	25:02.82 (3) 12:58.88 (3)	+1:15.69	45.035
4	275	RUSSELL Callum	GBR	12:33.20 (4)	25:41.51 (4) 13:08.31 (4)	+1:54.38	43.905
5	277	WILK Rafal	POL	12:46.35 (5)	26:08.09 (5) 13:21.74 (5)	+2:20.96	43.161
6	280	LOTSCHER Tobias	SUI	13:10.66 (8)	26:37.45 (6) 13:26.79 (6)	+2:50.32	42.368
7	283	TINGLEY Matt	USA	13:08.07 (6)	26:43.23 (7) 13:35.16 (7)	+2:56.10	42.215
8	272	GRITSCH Alexander	AUT	13:10.07 (7)	26:49.67 (8) 13:39.60 (8)	+3:02.54	42.046
9	273	LEAL FREITAS Ulisses	BRA	13:30.07 (9)	27:23.52 (9) 13:53.45 (9)	+3:36.39	41.180
10	278	PACHECO Flavio	POR	13:43.62(10)	27:53.93 (10) 14:10.31 (10)	+4:06.80	40.432
11	279	FROHOFER Felix	SUI	14:31.38(12)	28:47.19 (11) 14:15.81 (11)	+5:00.06	39.185
12	282	PANALAI Sumas	THA	14:12.76(11)	28:53.40 (12) 14:40.64 (12)	+5:06.27	39.045
13	276	HAIRSTON Drew	ISV	16:20.60(13)	33:58.04 (13) 17:37.44 (13)	+10:10.9 1	33.208

Average Speed	Race Configuration	Total Race Distance
47.424km/h	Distance : 18.8km Total Elevation : 36m	18.8km

Participants					Weather	Temperature (°C)
Entries / Nations	Ranked	DNF	DSQ	DNS		
13 / 10	13	0	0	0	Partly cloudy	14

Legend:
DNF Did Not Finish **DNS** Did Not Start **DSQ** Disqualified

Final Results / Résultats finaux
Men H5 Individual Time Trial

Rank	Race Number	Name	Nation Code	Intermediate Points at 9.4km	Final Time	Time Behind	Average Speed
1	308	VALIZE Mitch	NED	12:10.03 (1)	24:39.52 (1) 12:29.49 (1)	+0.00	45.745
2	306	VERGNAUD Loic	FRA	12:46.87 (2)	26:00.36 (2) 13:13.49 (2)	+1:20.84	43.375
3	307	de VRIES Tim	NED	13:12.43 (3)	27:23.11 (3) 14:10.68 (6)	+2:43.59	41.190
4	311	BAL Pavlo	UKR	13:41.03 (5)	27:36.68 (4) 13:55.65 (3)	+2:57.16	40.853
5	309	PLEWA Krzysztof	POL	13:39.90 (4)	27:45.60 (5) 14:05.70 (5)	+3:06.08	40.634
6	302	de MOURA Antonio Marcos	BRA	13:41.49 (7)	27:45.87 (6) 14:04.38 (4)	+3:06.35	40.627
7	304	VARON LOPEZ Leonardo Favio	COL	13:41.33 (6)	27:58.27 (7) 14:16.94 (7)	+3:18.75	40.327
8	301	da MOTTA FONSECA Ronan	BRA	14:02.79 (8)	28:36.97 (8) 14:34.18 (8)	+3:57.45	39.418
9	303	MINAS VERA Sergio Ivan	COL	14:46.55(10)	30:19.48 (9) 15:32.93 (9)	+5:39.96	37.197
10	310	SRIWICHAI Atachai	THA	14:35.15 (9)	30:44.74 (10) 16:09.59 (10)	+6:05.22	36.688
11	305	LEPIK Janno	EST	15:20.85(11)	31:41.36 (11) 16:20.51 (11)	+7:01.84	35.596

Average Speed	Race Configuration	Total Race Distance
45.745km/h	Distance : 18.8km Total Elevation : 36m	18.8km

Participants					Weather	Temperature (°C)
Entries / Nations	Ranked	DNF	DSQ	DNS		
11 / 8	11	0	0	0	Partly cloudy	13

Legend:
DNF Did Not Finish **DNS** Did Not Start **DSQ** Disqualified

Final Results / Résultats finaux
Men T1 Individual Time Trial

REVISED
24 SEP 17:58

Rank	Race Number	Name	Nation Code	Intermediate Points at 5.4km	Final Time	Time Behind	Average Speed
1	321	CLEMENT Nathan	CAN	9:02.66 (1)	18:48.16 (1) 9:45.50 (1)	+0.00	36.059
2	323	FARRONI Giorgio	ITA	9:38.64 (2)	20:13.19 (2) 10:34.55 (3)	+1:25.03	33.531
3	326	ATAKHODJAEV Aziz	UZB	10:05.53 (4)	20:30.71 (3) 10:25.18 (2)	+1:42.55	33.054
4	322	GARCIA ABELLA Gonzalo	ESP	10:00.43 (3)	20:47.58 (4) 10:47.15 (4)	+1:59.42	32.607
5	324	ALDOSARI Fahad	KSA	11:09.38 (5)	22:46.95 (5) 11:37.57 (5)	+3:58.79	29.760
6	325	WEY Fabiano	SUI	11:36.65 (6)	24:01.61 (6) 12:24.96 (6)	+5:13.45	28.218
7	327	GANIYEV Anvar	UZB	18:46.72 (7)	39:16.90 (7) 20:30.18 (7)	+20:28.7 4	17.260

Average Speed	Race Configuration	Total Race Distance
36.059km/h	Distance : 11.3km Total Elevation : 13m	11.3km

Participants					Weather	Temperature (°C)
Entries / Nations	Ranked	DNF	DSQ	DNS		
7 / 6	7	0	0	0	Partly cloudy	15

Legend:
DNF Did Not Finish **DNS** Did Not Start **DSQ** Disqualified

Final Results / Résultats finaux
Men T2 Individual Time Trial

Rank	Race Number	Name	Nation Code	Intermediate Points at 5.4km	Final Time	Time Behind	Average Speed
1	346	BARROW Felix	GBR	7:50.35 (1)	16:28.66 (1) 8:38.31 (1)	+0.00	41.147
2	342	CELEN Tim	BEL	8:21.11 (3)	17:03.50 (2) 8:42.39 (2)	+34.84	39.746
3	352	CONNORS Dennis	USA	8:14.88 (2)	17:04.39 (3) 8:49.51 (3)	+35.73	39.711
4	345	REINOSO FIGUEROLA Joan	ESP	8:22.02 (5)	17:18.47 (4) 8:56.45 (4)	+49.81	39.173
5	343	MAŠIN Jindřich	CZE	8:21.60 (4)	17:25.59 (5) 9:03.99 (5)	+56.93	38.906
6	341	STEINBICHLER Wolfgang	AUT	8:36.32 (6)	17:47.71 (6) 9:11.39 (7)	+1:19.05	38.100
7	347	JAGER Maximilian	GER	8:46.06 (7)	17:54.64 (7) 9:08.58 (6)	+1:25.98	37.855
8	351	FUCHS Goldy	RSA	9:11.76 (8)	18:59.92 (8) 9:48.16 (8)	+2:31.26	35.687
9	350	MATICAN Theodor	ROU	9:31.67(10)	19:27.93 (9) 9:56.26 (9)	+2:59.27	34.831
10	349	FUKUI Kazuha	JPN	9:28.42 (9)	19:37.38 (10) 10:08.96 (10)	+3:08.72	34.551
11	344	HEGGELUND Martin	DEN	10:56.00(11)	22:35.26 (11) 11:39.26 (11)	+6:06.60	30.016
12	348	FOUTRIS Dimitrios	GRE	12:33.58(12)	25:20.80 (12) 12:47.22 (12)	+8:52.14	26.749
13	353	RAVSHANOV To'Lqin	UZB	15:12.85(13)	29:47.20 (13) 14:34.35 (13)	+13:18.5 4	22.762

Average Speed	Race Configuration	Total Race Distance
41.147km/h	Distance : 11.3km Total Elevation : 13m	11.3km

Participants					Weather	Temperature (°C)
Entries / Nations	Ranked	DNF	DSQ	DNS		
13 / 13	13	0	0	0	Partly cloudy	15

Legend:
DNF Did Not Finish **DNS** Did Not Start **DSQ** Disqualified

Final Results / Résultats finaux
Men B Road Race

Rank	Race Number	Name	Sport Class	Nation Code	Final Time	Time Behind
1	11	BANGMA Tristan BOS Patrick	B PLT	NED NED	2:25:18	+0
2	2	ARRIORTUA ZORRILLA Imanol RUS GARCIA Francisco	B PLT	ESP ESP	"	"
3	5	LLOVERAS Alexandre PAILLOT Yoann	B PLT	FRA FRA	"	"
4	3	SANSO RIERA Joan TERUEL ROVIRA Eloy	B PLT	ESP ESP	2:28:23	+3:05
5	7	ANDREOLI Federico TOTO Paolo	B PLT	ITA ITA	"	"
6	8	BERNARD Lorenzo CADDEO Manuele	B PLT	ITA ITA	"	"
7	13	KOŁODZIEJCZUK Piotr PODLASKI Michal	B PLT	POL POL	"	"
8	1	SERNA MORENO Nelson Javier ANGARITA REYES Marvin Orlando	B PLT	COL COL	2:33:01	+7:43
9	6	McDONALD Chris DUGGLEBY Adam	B PLT	GBR GBR	2:33:04	+7:46
10	14	TORLA Marek GORECKI Jaroslaw	B PLT	POL POL	-1LAP	
11	4	BEAUGILLET Raphael RACAULT Ronan	B PLT	FRA FRA	-1LAP	
12	9	MALYGIN Alexandr KUSSAKOV Devid	B PLT	KAZ KAZ	-1LAP	
13	10	SEITZHAN Kenzhegul LAVRENTYEV Anton	B PLT	KAZ KAZ	-2LAP	
14	12	TIJANI Oyindamola Abdullhai VITALIS Bethel	B PLT	NGR NGR	-6LAP	

Final Results / Résultats finaux
Men B Road Race

Rank	Race Number	Name	Sport Class	Nation Code	Final Time	Time Behind
------	-------------	------	-------------	-------------	------------	-------------

Average Speed	Race Configuration	Total Race Distance
42.615km/h	Distance : 103.2km Total Elevation : 1350m	103.2km

Entries / Nations	Participants				Weather	Temperature (°C)
	Ranked	DNF	DSQ	DNS		
14 / 9	14	0	0	0	Sunny	16

Legend:
DNF Did Not Finish **DNS** Did Not Start **DSQ** Disqualified
LAP Lapped **PLT** Pilot

HOST PARTNERS:



MAIN PARTNERS:



OFFICIAL PARTNERS:



OFFICIAL SUPPLIERS:



Race Analysis / Analyse de la course
 Men B Road Race

After: Finish

Rank	Race Number	Name	Sport Class	Nation Code	Ptp Start 1		Ptp 1		Ptp 2		Ptp 3		Finish
					Lap 1	Lap 5	Lap 2	Lap 6	Lap 3	Lap 7	Lap 4		
1	11	BANGMA Tristan BOS Patrick	B PLT	NED NED	20:16	(9)	39:43	(3)	59:11	(3)	1:19:29	(2)	2:25:18
					+0	+5	+17	+0	+0	+0			
					1:27:37	(2)	1:35:51	(3)	1:43:59	(1)	1:52:10	(2)	
					2:00:16	(3)	2:08:13	(3)	2:16:29	(3)			
					+0	+0	+0	+0	+0	+0			
2	2	ARRIORTUA ZORRILLA Imanol RUS GARCIA Francisco	B PLT	ESP ESP	20:16	(8)	39:43	(5)	58:54	(2)	1:19:29	(3)	2:25:18
					+0	+5	+0	+0	+0	+0			
					1:27:37	(1)	1:35:51	(2)	1:43:59	(2)	1:52:10	(3)	
					2:00:16	(1)	2:08:13	(2)	2:16:29	(2)			
					+0	+0	+0	+0	+0	+0			
3	5	LLOVERAS Alexandre PAILLOT Yoann	B PLT	FRA FRA	20:16	(4)	39:45	(8)	58:54	(1)	1:19:29	(1)	2:25:18
					+0	+7	+0	+0	+0	+0			
					1:27:37	(3)	1:35:51	(1)	1:43:59	(3)	1:52:10	(1)	
					2:00:16	(2)	2:08:13	(1)	2:16:29	(1)			
					+0	+0	+0	+0	+0	+0			
4	3	SANSO RIERA Joan TERUEL ROVIRA Eloy	B PLT	ESP ESP	20:16	(7)	39:38	(1)	1:00:01	(7)	1:20:54	(7)	2:28:23
					+0	+0	+1:07	+1:25	+3:05				
					1:29:18	(7)	1:37:55	(6)	1:46:09	(5)	1:54:25	(4)	
					+1:41	+2:04	+2:10	+2:15					
					2:02:43	(5)	2:11:14	(6)	2:19:37	(4)			
					+2:27	+3:01	+3:08						
5	7	ANDREOLI Federico TOTO Paolo	B PLT	ITA ITA	20:16	(2)	39:43	(4)	1:00:01	(6)	1:20:54	(6)	2:28:23
					+0	+5	+1:07	+1:25	+3:05				
					1:29:18	(6)	1:38:53	(7)	1:47:15	(7)	1:55:36	(7)	
					+1:41	+3:02	+3:16	+3:26					
					2:04:00	(7)	2:12:17	(7)	2:20:34	(7)			
					+3:44	+4:04	+4:05						
6	8	BERNARD Lorenzo CADDEO Manuele	B PLT	ITA ITA	20:16	(5)	39:45	(6)	1:00:01	(5)	1:20:54	(5)	2:28:23
					+0	+7	+1:07	+1:25	+3:05				
					1:29:18	(5)	1:37:55	(5)	1:46:09	(4)	1:54:25	(6)	
					+1:41	+2:04	+2:10	+2:15					
					2:02:43	(6)	2:11:14	(5)	2:19:37	(5)			
					+2:27	+3:01	+3:08						

Race Analysis / Analyse de la course
 Men B Road Race

After: Finish

Rank	Race Number	Name	Sport Class	Nation Code	Ptp Start 1		Ptp 1		Ptp 2		Ptp 3		Finish
					Lap 1	Lap 5	Lap 2	Lap 6	Lap 3	Lap 7	Lap 4		
7	13	KOŁODZIEJCZUK Piotr PODLASKI Michal	B PLT	POL POL	20:16 (3)	39:38 (2)	1:00:01 (4)	1:20:54 (4)	2:28:23				
					+0	+0	+1:07	+1:25	+3:05				
					1:29:18 (4)	1:37:55 (4)	1:46:09 (6)	1:54:25 (5)					
					+1:41	+2:04	+2:10	+2:15					
				2:02:43 (4)	2:11:12 (4)	2:19:37 (6)							
				+2:27	+2:59	+3:08							
8	1	SERNA MORENO Nelson ARCELA REYES Marvin Orlando	B PLT	COL COL	20:16 (1)	40:15 (9)	1:02:01 (9)	1:23:37 (9)	2:33:01				
					+0	+37	+3:07	+4:08	+7:43				
					1:32:06 (9)	1:40:27 (9)	1:49:19 (9)	1:58:13 (9)					
					+4:29	+4:36	+5:20	+6:03					
				2:07:06 (9)	2:15:53 (9)	2:24:32 (9)							
				+6:50	+7:40	+8:03							
9	6	McDONALD Chris DUGGLEBY Adam	B PLT	GBR GBR	20:16 (6)	39:45 (7)	1:01:02 (8)	1:23:12 (8)	2:33:04				
					+0	+7	+2:08	+3:43	+7:46				
					1:31:55 (8)	1:40:27 (8)	1:49:19 (8)	1:58:13 (8)					
					+4:18	+4:36	+5:20	+6:03					
				2:07:06 (8)	2:15:53 (8)	2:24:32 (8)							
				+6:50	+7:40	+8:03							
10	14	TORLA Marek GORECKI Jaroslaw	B PLT	POL POL	20:52 (10)	42:44 (10)	1:05:01 (10)	1:27:20 (10)	-1LAP				
					+36	+3:06	+6:07	+7:51					
					1:36:09 (10)	1:44:47 (10)	1:53:24 (10)	2:02:02 (10)					
					+8:32	+8:56	+9:25	+9:52					
				2:10:37 (10)	2:19:11 (10)	2:27:45 (10)							
				+10:21	+10:58	+11:16							
11	4	BEAUGILLET Raphael RACAULT Ronan	B PLT	FRA FRA	21:30 (11)	43:35 (11)	1:06:43 (11)	1:29:19 (11)	-1LAP				
					+1:14	+3:57	+7:49	+9:50					
					1:37:56 (11)	1:46:09 (11)	1:54:26 (11)	2:02:44 (11)					
					+10:19	+10:18	+10:27	+10:34					
				2:11:15 (11)	2:20:22 (11)	2:29:19 (11)							
				+10:59	+12:09	+12:50							
12	9	MALYGIN Alexandr KUSSAKOV Devid	B PLT	KAZ KAZ	21:56 (12)	44:31 (12)	1:08:36 (12)	1:31:56 (12)	-1LAP				
					+1:40	+4:53	+9:42	+12:27					
					1:40:27 (12)	1:49:19 (12)	1:58:14 (12)	2:07:06 (12)					
					+12:50	+13:28	+14:15	+14:56					
				2:15:53 (12)	2:24:32 (12)	2:33:03 (12)							
				+15:37	+16:19	+16:34							

Race Analysis / Analyse de la course
 Men B Road Race

After: Finish

Rank	Race Number	Name	Sport Class	Nation Code	Ptp Start 1	Ptp 1	Ptp 2	Ptp 3	Finish
					Lap 1	Lap 2	Lap 3	Lap 4	
					Lap 5	Lap 6	Lap 7		
13	10	SEITZHAN Kenzhegul LAVRENTYEV Anton	B PLT	KAZ KAZ	22:27 (13)	45:47 (13)	1:10:30 (13)	1:34:09 (13)	-2LAP
					+2:11	+6:09	+11:36	+14:40	
					1:43:33 (13)	1:52:19 (13)	2:01:23 (13)	2:10:38 (13)	
					+15:56	+16:28	+17:24	+18:28	
					2:19:36 (13)	2:28:44 (13)			
					+19:20	+20:31			
14	12	TIJANI Oyindamola Abdullahi VITALIS Bethel	B PLT	NGR NGR	33:10 (14)	1:03:36 (14)	1:37:24 (14)	2:09:04 (14)	-6LAP
					+12:54	+23:58	+38:30	+49:35	
					2:21:56 (14)	2:34:38 (14)			
					+54:19	+58:47			

Timing Point	Ptp Start 1	Ptp 1	Ptp 2	Ptp 3	Lap 1	Lap 2	Lap 3	Lap 4	Lap 5	Lap 6
Race Distance	10.9km	26.8km	37.8km	53.3km	59.5km	65.7km	71.9km	78.1km	84.3km	90.5km
	Lap 7	Lap 8								
	96.7km	103.2km								

Note:
Intermediate (lap) times are information recorded from transponders. Final time used for ranking at the end of the race is determined with photo-finish for all riders.

Legend:
LAP Lapped **PLT** Pilot **PTP** Point-To-Point

Final Results / Résultats finaux
Men H1 Road Race

Rank	Race Number	Name	Nation Code	Final Time	Time Behind
1	192	HORDIES Maxime	BEL	1:17:33	+0
2	197	CORNEGLIANI Fabrizio	ITA	"	"
3	193	FERREIRA de MELO JUNIOR Marcos Ant.	BRA	1:20:41	+3:08
4	202	ČOREJ Jozef	SVK	-1LAP	
5	195	JAHODA Patrik	CZE	-1LAP	
6	194	DUIF Maarten	CAN	-1LAP	
7	200	FRUH Benjamin	SUI	-1LAP	
8	191	BACHMAIER Ernst	AUT	-1LAP	
9	198	MIKOLAJCZYK Rafal	POL	-1LAP	
10	201	TUOR Alain	SUI	-1LAP	
	199	du PREEZ Nicolas Pieter	RSA	DNS	

Average Speed	Race Configuration	Total Race Distance
29.400km/h	Distance : 38km Total Elevation : 308m	38.0km

Participants					Weather	Temperature (°C)
Entries / Nations	Ranked	DNF	DSQ	DNS		
11 / 10	10	0	0	1	Heavy rain	16

Legend:

DNF Did Not Finish **DNS** Did Not Start **DSQ** Disqualified
LAP Lapped

Race Analysis / Analyse de la course
Men H1 Road Race

After: Finish

Rank	Race Number	Name	Nation Code	Lap 1	Lap 2	Lap 3	Lap 4	Finish
1	192	HORDIES Maxime	BEL	16:48 (2) +17	32:12 (2) +43	47:40 (2) +1:07	1:02:52 (2) +53	1:17:33 +0
2	197	CORNEGLIANI Fabrizio	ITA	16:31 (1) +0	31:29 (1) +0	46:33 (1) +0	1:01:59 (1) +0	1:17:33 +0
3	193	FERREIRA de MELO JUNIOR Marcos Ant.	BRA	17:04 (3) +33	33:22 (3) +1:53	49:13 (3) +2:40	1:05:26 (3) +3:27	1:20:41 +3:08
4	202	ČOREJ Jozef	SVK	17:53 (4) +1:22	34:21 (4) +2:52	51:02 (4) +4:29	1:07:35 (4) +5:36	-1LAP
5	195	JAHODA Patrik	CZE	18:06 (5) +1:35	34:32 (5) +3:03	51:08 (5) +4:35	1:07:45 (5) +5:46	-1LAP
6	194	DUIF Maarten	CAN	18:41 (6) +2:10	35:27 (6) +3:58	52:18 (6) +5:45	1:08:49 (6) +6:50	-1LAP
7	200	FRUH Benjamin	SUI	18:49 (7) +2:18	35:39 (7) +4:10	53:16 (7) +6:43	1:11:15 (7) +9:16	-1LAP
8	191	BACHMAIER Ernst	AUT	20:14 (8) +3:43	38:24 (8) +6:55	57:30 (8) +10:57	1:15:26 (8) +13:27	-1LAP
9	198	MIKOLAJCZYK Rafal	POL	21:51 (10) +5:20	42:31 (10) +11:02	1:02:08 (9) +15:35	1:21:45 (9) +19:46	-1LAP
10	201	TUOR Alain	SUI	21:27 (9) +4:56	41:35 (9) +10:06	1:02:28 (10) +15:55	1:22:23 (10) +20:24	-1LAP
	199	du PREEZ Nicolas Pieter	RSA					DNS

Timing Point	Lap 1	Lap 2	Lap 3	Lap 4	Lap 5
Race Distance	6.6km	12.8km	19km	25.2km	38km

Note:

Intermediate (lap) times are information recorded from transponders. Final time used for ranking at the end of the race is determined with photo-finish for all riders.

Legend:

DNS Did Not Start **LAP** Lapped

Final Results / Résultats finaux
Men H2 Road Race

Rank	Race Number	Name	Nation Code	Final Time	Time Behind
1	212	GARROTE MUNOZ Sergio	ESP	1:04:25	+0
2	213	JOUANNY Florian	FRA	1:05:28	+1:03
3	216	MAZZONE Luca	ITA	1:14:32	+10:07
4	215	HASDAI Amit	ISR	1:15:17	+10:52
5	214	SCHEICHL Manuel	GER	1:16:22	+11:57
6	217	SCHMIED Yves	SUI	-1LAP	
7	211	SCHATTAUER Wolfgang	AUT	-2LAP	

Average Speed	Race Configuration	Total Race Distance
35.395km/h	Distance : 38km Total Elevation : 308m	38.0km

Entries / Nations	Participants				Weather	Temperature (°C)
	Ranked	DNF	DSQ	DNS		
7 / 7	7	0	0	0	Light rain	14

Legend:

DNF Did Not Finish **DNS** Did Not Start **DSQ** Disqualified
LAP Lapped

Race Analysis / Analyse de la course
Men H2 Road Race

After: Finish

Rank	Race Number	Name	Nation Code	Lap 1 Lap 5	Lap 2	Lap 3	Lap 4	Finish
1	212	GARROTE MUNOZ Sergio	ESP	11:33 (1) +0 53:55 (1) +0	22:03 (1) +0	33:05 (1) +0	43:26 (1) +0	1:04:25 +0
2	213	JOUANNY Florian	FRA	11:52 (2) +19 54:53 (2) +58	22:09 (2) +6	33:05 (2) +0	43:53 (2) +27	1:05:28 +1:03
3	216	MAZZONE Luca	ITA	13:05 (3) +1:32 1:02:40 (3) +8:45	25:02 (3) +2:59	37:36 (3) +4:31	50:16 (3) +6:50	1:14:32 +10:07
4	215	HASDAI Amit	ISR	13:48 (5) +2:15 1:02:40 (4) +8:45	25:42 (5) +3:39	37:59 (5) +4:54	50:25 (5) +6:59	1:15:17 +10:52
5	214	SCHEICHL Manuel	GER	13:48 (4) +2:15 1:03:29 (5) +9:34	25:42 (4) +3:39	37:59 (4) +4:54	50:25 (4) +6:59	1:16:22 +11:57
6	217	SCHMIED Yves	SUI	15:56 (6) +4:23 1:13:56 (6) +20:01	30:27 (6) +8:24	44:33 (6) +11:28	59:04 (6) +15:38	-1LAP
7	211	SCHATTAUER Wolfgang	AUT	17:53 (7) +6:20	34:10 (7) +12:07	51:02 (7) +17:57	1:06:40 (7) +23:14	-2LAP

Timing Point	Lap 1	Lap 2	Lap 3	Lap 4	Lap 5	Lap 6
Race Distance	6.6km	12.8km	19km	25.2km	31.4km	38km

Note:

Intermediate (lap) times are information recorded from transponders. Final time used for ranking at the end of the race is determined with photo-finish for all riders.

Legend:

LAP Lapped

Final Results / Résultats finaux
Men C4 Road Race

Rank	Race Number	Name	Nation Code	Final Time	Time Behind
1	141	le ROUSSEAU Gatien	FRA	2:13:27	+0
2	142	LEBEAU Mattis	FRA	"	"
3	140	le CUNFF Kevin	FRA	"	"
4	146	BERTOLIN Bartłomiej	POL	2:22:05	+8:38
5	143	ATKINSON Archie	GBR	2:22:19	+8:52
6	138	RAMOS SANCHEZ Damian	ESP	-1LAP	
7	131	AMBROSSI RAMOS Federico Leandro	ARG	-1LAP	
8	136	MEDINA PEREZ John	COL	-1LAP	
9	149	GARNIER Laurent	SUI	-2LAP	
10	133	GRIZANTE Andre Luiz	BRA	-2LAP	
11	145	TOUYA Kevin	NOR	-2LAP	
12	148	BERNASCONI Fabio	SUI	-2LAP	
13	144	GAILISS Oskars	LAT	-2LAP	
14	151	PITMAN Kyle	USA	-3LAP	
15	134	RIBEIRO da SILVA Gabriel	BRA	-3LAP	
16	139	NOMME Anre	EST	-4LAP	
	132	CLINCKE Louis	BEL	DNF	
	147	COURTENAY Reginald	RSA	DNF	
	135	DUENAS GOMEZ Diego German	COL	DNF	
	150	ZEMP Timothy	SUI	DNS	

Average Speed	Race Configuration	Total Race Distance
40.869km/h	Distance : 90.9km Total Elevation : 1248m	90.9km

Participants					Weather	Temperature (°C)
Entries / Nations	Ranked	DNF	DSQ	DNS		
20 / 14	16	3	0	1	Heavy rain	16

Legend:

DNF Did Not Finish **DNS** Did Not Start **DSQ** Disqualified
LAP Lapped

Race Analysis / Analyse de la course
Men C4 Road Race

After: Finish

Rank	Race Number	Name	Nation Code	Ptp Start 1		Ptp 1		Ptp 2		Ptp 3		Finish
				Lap 1	Lap 5	Lap 2	Lap 3	Lap 4				
8	136	MEDINA PEREZ John	COL	20:59 (6) +1:29 1:41:27 (7) +9:45 2:23:08 (8) +18:41	44:29 (7) +3:19 1:51:32 (7) +11:51	1:07:30 (7) +5:20 2:02:02 (7) +14:05	1:31:38 (7) +8:07 2:12:41 (7) +16:29				-1LAP	
9	149	GARNIER Laurent	SUI	21:42 (11) +2:12 1:45:22 (8) +13:40	46:34 (13) +5:24 1:55:11 (8) +15:30	1:10:25 (8) +8:15 2:04:44 (8) +16:47	1:35:38 (8) +12:07 2:13:46 (8) +17:34				-2LAP	
10	133	GRIZANTE Andre Luiz	BRA	22:36 (15) +3:06 1:46:38 (12) +14:56	46:34 (11) +5:24 1:55:55 (10) +16:14	1:11:37 (11) +9:27 2:05:42 (9) +17:45	1:36:48 (10) +13:17 2:15:39 (9) +19:27				-2LAP	
11	145	TOUYA Kevin	NOR	22:36 (13) +3:06 1:46:38 (11) +14:56	46:34 (10) +5:24 1:55:55 (12) +16:14	1:11:37 (12) +9:27 2:05:42 (10) +17:45	1:36:48 (11) +13:17 2:15:39 (10) +19:27				-2LAP	
12	148	BERNASCONI Fabio	SUI	22:36 (14) +3:06 1:46:38 (10) +14:56	46:34 (9) +5:24 1:55:55 (11) +16:14	1:11:37 (10) +9:27 2:05:42 (11) +17:45	1:36:48 (12) +13:17 2:15:45 (11) +19:33				-2LAP	
13	144	GAILISS Oskars	LAT	23:59 (16) +4:29 1:52:34 (13) +20:52	50:30 (14) +9:20 2:02:38 (13) +22:57	1:16:21 (13) +14:11 2:12:51 (12) +24:54	1:42:25 (13) +18:54 2:23:01 (12) +26:49				-2LAP	
14	151	PITMAN Kyle	USA	21:42 (12) +2:12 1:55:55 (14) +24:13	55:32 (17) +14:22 2:04:44 (14) +25:03	1:21:12 (15) +19:02 2:13:50 (13) +25:53	1:46:37 (14) +23:06				-3LAP	

Race Analysis / Analyse de la course
Men C4 Road Race

After: Finish

Rank	Race Number	Name	Nation Code	Ptp Start 1		Ptp 1		Ptp 2		Ptp 3		Finish
				Lap 1	Lap 5	Lap 2	Lap 3	Lap 4				
15	134	RIBEIRO da SILVA Gabriel	BRA	24:02 (17) +4:32 2:00:58 (15) +29:16	50:30 (15) +9:20 2:13:23 (15) +33:42	1:21:02 (14) +18:52 2:25:44 (14) +37:47	1:49:21 (15) +25:50				-3LAP	
16	139	NOMME Anre	EST	26:59 (19) +7:29 2:08:01 (16) +36:19	55:48 (18) +14:38 2:19:30 (16) +39:49	1:26:23 (16) +24:13	1:56:18 (16) +32:47				-4LAP	
	132	CLINCKE Louis	BEL	21:38 (9) +2:08 1:45:22 (9) +13:40	46:34 (12) +5:24 1:55:11 (9) +15:30	1:10:25 (9) +8:15	1:35:38 (9) +12:07				DNF	
	147	COURTENAY Reginald	RSA	24:29 (18) +4:59	51:17 (16) +10:07						DNF	
	135	DUENAS GOMEZ Diego German	COL	21:38 (10) +2:08							DNF	
	150	ZEMP Timothy	SUI								DNS	

Race Analysis / Analyse de la course
Men C4 Road Race

After: Finish

Rank	Race Number	Name	Nation Code	Ptp Start 1 Lap 1 Lap 5	Ptp 1 Lap 2	Ptp 2 Lap 3	Ptp 3 Lap 4	Finish
------	-------------	------	-------------	-------------------------------	----------------	----------------	----------------	--------

Timing Point	Ptp Start 1	Ptp 1	Ptp 2	Ptp 3	Lap 1	Lap 2	Lap 3	Lap 4	Lap 5	Lap 6
Race Distance	10.2km	26.1km	37.1km	52.6km	58.8km	65.0km	71.2km	77.4km	83.6km	90.9km

Note:
Intermediate (lap) times are information recorded from transponders. Final time used for ranking at the end of the race is determined with photo-finish for all riders.

Legend:
DNF Did Not Finish **DNS** Did Not Start **LAP** Lapped
PTP Point-To-Point

HOST PARTNERS:



MAIN PARTNERS:



OFFICIAL PARTNERS:



OFFICIAL SUPPLIERS:



Final Results / Résultats finaux
Men C5 Road Race

Rank	Race Number	Name	Nation Code	Final Time	Time Behind
1	174	DEMENTYEV Yehor	UKR	2:15:02	+0
2	175	GARDON Elouan	USA	"	"
3	162	CHAMAN Lauro	BRA	"	"
4	164	BJERGFELT William	GBR	"	"
5	169	van de POL Martin	NED	2:15:47	+45
6	168	ABRAHAM GEBRU Daniel	NED	2:18:09	+3:07
7	161	LASSER Franz-Josef	AUT	2:22:15	+7:13
8	163	JARA VIDAL Jose Diego	ESP	2:22:17	+7:15
9	166	TARLAO Andrea	ITA	-1LAP	
10	173	ALBEDWAWI Ahmed	UAE	-1LAP	
11	171	STREČKO Ondrej	SVK	-1LAP	
12	165	WERMESER Zsombor	HUN	-2LAP	
13	170	POVEDA Maximo	PAN	-2LAP	
14	177	YAVKOCHEV Boymurod	UZB	-2LAP	
15	172	ALBALOOSHI Abdalla	UAE	-2LAP	
16	167	ALSHARARI Adi	KSA	-4LAP	
	176	UTEGENOV Erdaulet	UZB	DNF	

Average Speed	Race Configuration	Total Race Distance
40.390km/h	Distance : 90.9km Total Elevation : 1248m	90.9km

Participants					Weather	Temperature (°C)
Entries / Nations	Ranked	DNF	DSQ	DNS		
17 / 14	16	1	0	0	Heavy rain	16

Legend:

DNF Did Not Finish **DNS** Did Not Start **DSQ** Disqualified
LAP Lapped

Race Analysis / Analyse de la course
Men C5 Road Race

After: Finish

Rank	Race Number	Name	Nation Code	Ptp Start 1		Ptp 1		Ptp 2		Ptp 3		Finish
				Lap 1	Lap 5	Lap 2	Lap 3	Lap 4	Lap 5			
1	174	DEMENTYEV Yehor	UKR	19:31 (4)	+0	40:27 (3)	+0	1:02:10 (2)	+0	1:23:30 (5)	+0	2:15:02 +0
				1:32:36 (3)	+0	1:41:09 (1)	+0	1:49:23 (1)	+0	1:57:49 (2)	+0	
				2:06:28 (1)	+0							
2	175	GARDON Elouan	USA	19:31 (3)	+0	40:27 (2)	+0	1:02:13 (4)	+3	1:23:30 (3)	+0	2:15:02 +0
				1:32:36 (4)	+0	1:41:09 (5)	+0	1:49:29 (5)	+6	1:57:52 (5)	+3	
				2:06:28 (4)	+0							
3	162	CHAMAN Lauro	BRA	19:31 (5)	+0	40:27 (1)	+0	1:02:10 (3)	+0	1:23:30 (1)	+0	2:15:02 +0
				1:32:36 (5)	+0	1:41:09 (3)	+0	1:49:29 (4)	+6	1:57:49 (1)	+0	
				2:06:28 (5)	+0							
4	164	BJERGFELT William	GBR	19:45 (6)	+14	40:51 (6)	+24	1:02:13 (6)	+3	1:23:30 (4)	+0	2:15:02 +0
				1:32:36 (1)	+0	1:41:09 (4)	+0	1:49:29 (2)	+6	1:57:52 (3)	+3	
				2:06:28 (2)	+0							
5	169	van de POL Martin	NED	19:48 (9)	+17	40:51 (5)	+24	1:02:13 (5)	+3	1:23:30 (6)	+0	2:15:47 +45
				1:32:36 (2)	+0	1:41:09 (2)	+0	1:49:29 (3)	+6	1:57:52 (4)	+3	
				2:06:28 (3)	+0							
6	168	ABRAHAM GEBRU Daniel	NED	19:31 (1)	+0	40:31 (4)	+4	1:02:10 (1)	+0	1:23:30 (2)	+0	2:18:09 +3:07
				1:33:32 (6)	+56	1:41:42 (6)	+33	1:50:28 (6)	+1:05	1:59:24 (6)	+1:35	
				2:08:42 (6)	+2:14							
7	161	LASSER Franz-Josef	AUT	19:48 (8)	+17	41:02 (7)	+35	1:03:19 (7)	+1:09	1:26:03 (7)	+2:33	2:22:15 +7:13
				1:35:00 (8)	+2:24	1:44:10 (8)	+3:01	1:53:22 (8)	+3:59	2:02:48 (7)	+4:59	
				2:12:20 (8)	+5:52							

Race Analysis / Analyse de la course
Men C5 Road Race

After: Finish

Rank	Race Number	Name	Nation Code	Ptp Start 1		Ptp 1		Ptp 2		Ptp 3		Finish
				Lap 1	Lap 5	Lap 2	Lap 3	Lap 4				
8	163	JARA VIDAL Jose Diego	ESP	19:31 (2)	+0	41:02 (8)	+35	1:03:19 (8)	+1:09	1:26:03 (8)	+2:33	2:22:17 +7:15
				1:35:00 (7)	+2:24	1:44:10 (7)	+3:01	1:53:22 (7)	+3:59	2:02:48 (8)	+4:59	
				2:12:20 (7)	+5:52							
9	166	TARLAO Andrea	ITA	19:48 (7)	+17	42:13 (9)	+1:46	1:04:27 (9)	+2:17	1:29:13 (9)	+5:43	-1LAP
				1:38:37 (9)	+6:01	1:48:07 (9)	+6:58	1:57:40 (9)	+8:17	2:06:33 (9)	+8:44	
				2:15:39 (9)	+9:11							
10	173	ALBEDWAWI Ahmed	UAE	21:43 (10)	+2:12	46:01 (11)	+5:34	1:09:31 (10)	+7:21	1:33:32 (10)	+10:02	-1LAP
				1:41:42 (10)	+9:06	1:50:28 (10)	+9:19	1:59:46 (10)	+10:23	2:09:57 (10)	+12:08	
				2:20:05 (10)	+13:37							
11	171	STREČKO Ondrej	SVK	22:03 (13)	+2:32	45:38 (10)	+5:11	1:09:55 (11)	+7:45	1:33:32 (11)	+10:02	-1LAP
				1:41:42 (11)	+9:06	1:51:16 (11)	+10:07	2:01:10 (11)	+11:47	2:11:26 (11)	+13:37	
				2:21:36 (11)	+15:08							
12	165	WERMESER Zsombor	HUN	22:03 (12)	+2:32	47:54 (15)	+7:27	1:11:43 (15)	+9:33	1:37:21 (15)	+13:51	-2LAP
				1:47:18 (15)	+14:42	1:57:09 (15)	+16:00	2:06:44 (15)	+17:21	2:15:39 (12)	+17:50	
13	170	POVEDA Maximo	PAN	22:03 (15)	+2:32	46:29 (13)	+6:02	1:10:50 (12)	+8:40	1:36:14 (12)	+12:44	-2LAP
				1:46:04 (13)	+13:28	1:56:07 (12)	+14:58	2:06:35 (13)	+17:12	2:15:39 (13)	+17:50	
14	177	YAVKOCHEV Boymurod	UZB	21:51 (11)	+2:20	46:29 (12)	+6:02	1:10:50 (13)	+8:40	1:36:14 (14)	+12:44	-2LAP
				1:46:04 (12)	+13:28	1:56:07 (13)	+14:58	2:06:35 (12)	+17:12	2:15:56 (14)	+18:07	

Race Analysis / Analyse de la course
Men C5 Road Race

After: Finish

Rank	Race Number	Name	Nation Code	Ptp Start 1		Ptp 1		Ptp 2		Ptp 3		Finish
				Lap 1	Lap 5	Lap 2	Lap 3	Lap 4	Lap 5			
15	172	ALBALOOSHI Abdalla	UAE	22:03 (14)	46:29 (14)	1:10:50 (14)	1:36:14 (13)					-2LAP
				+2:32	+6:02	+8:40	+12:44					
				1:46:04 (14)	1:56:07 (14)	2:06:35 (14)	2:15:56 (15)					
				+13:28	+14:58	+17:12	+18:07					
16	167	ALSHARARI Adi	KSA	30:03 (17)	59:23 (16)	1:30:14 (16)	2:02:03 (16)					-4LAP
				+10:32	+18:56	+28:04	+38:33					
				2:13:55 (16)	2:26:40 (16)							
				+41:19	+45:31							
	176	UTEGENOV Erdaulet	UZB	29:23 (16)	1:03:31 (17)							DNF
				+9:52	+23:04							

Timing Point	Ptp Start 1	Ptp 1	Ptp 2	Ptp 3	Lap 1	Lap 2	Lap 3	Lap 4	Lap 5	Lap 6
Race Distance	10.2km	26.1km	37.1km	52.6km	58.8km	65.0km	71.2km	77.4km	83.6km	90.9km

Note:
Intermediate (lap) times are information recorded from transponders. Final time used for ranking at the end of the race is determined with photo-finish for all riders.

Legend:
DNF Did Not Finish **LAP** Lapped **PTP** Point-To-Point

Final Results / Résultats finaux
Men C3 Road Race

Rank	Race Number	Name	Nation Code	Final Time	Time Behind
1	110	GRAHAM Finlay	GBR	1:55:24	+0
2	111	WATSON Benjamin	GBR	1:55:37	+13
3	101	HAYWARD Alexandre	CAN	1:56:52	+1:28
4	103	RAABE MENDEZ Henry Esteban	CRC	"	"
5	108	CHARMASSON Jonathan	FRA	1:59:13	+3:49
6	112	WARIAS Steffen	GER	2:00:26	+5:02
7	102	MUNOZ MARIN Esneider	COL	2:01:21	+5:57
8	105	JIMENEZ GUTIERREZ Juan Alberto	ESP	"	"
9	109	PEYROTON DARTET Thomas	FRA	2:03:44	+8:20
10	104	MOŠTĚK Jan	CZE	2:10:37	+15:13
11	107	BOUZIANI Florian	FRA	-1LAP	
12	114	MARVIG Henrik	SWE	-2LAP	
13	113	ZUNDEL Christoph	SUI	-2LAP	
14	106	SANTAS ASENSIO Eduardo	ESP	-2LAP	

Average Speed	Race Configuration	Total Race Distance
37.227km/h	Distance : 71.6km Total Elevation : 1052m	71.6km

Participants					Weather	Temperature (°C)
Entries / Nations	Ranked	DNF	DSQ	DNS		
14 / 10	14	0	0	0	Heavy rain	16

Legend:

DNF Did Not Finish **DNS** Did Not Start **DSQ** Disqualified
LAP Lapped

Race Analysis / Analyse de la course
Men C3 Road Race

After: Finish

Rank	Race Number	Name	Nation Code	Ptp Start 1	Ptp 1	Ptp 2	Ptp 3	Finish
				Lap 1	Lap 2			
1	110	GRAHAM Finlay	GBR	21:04 (2) +0 1:37:40 (1) +0	43:51 (5) +0 1:46:34 (2) +0	1:06:26 (3) +0	1:28:53 (2) +0	1:55:24 +0
2	111	WATSON Benjamin	GBR	21:25 (5) +21 1:37:40 (2) +0	43:51 (3) +0 1:46:34 (1) +0	1:06:30 (5) +4	1:28:53 (1) +0	1:55:37 +13
3	101	HAYWARD Alexandre	CAN	21:04 (1) +0 1:38:15 (3) +35	43:51 (6) +0 1:47:31 (4) +57	1:06:26 (1) +0	1:29:29 (5) +36	1:56:52 +1:28
4	103	RAABE MENDEZ Henry Esteban	CRC	21:04 (4) +0 1:38:15 (4) +35	43:51 (4) +0 1:47:31 (3) +57	1:06:30 (4) +4	1:29:14 (3) +21	1:56:52 +1:28
5	108	CHARMASSON Jonathan	FRA	21:04 (3) +0 1:38:49 (5) +1:09	43:51 (2) +0 1:49:00 (5) +2:26	1:06:26 (2) +0	1:29:14 (4) +21	1:59:13 +3:49
6	112	WARIAS Steffen	GER	21:25 (9) +21 1:41:12 (6) +3:32	43:51 (1) +0 1:50:58 (6) +4:24	1:07:02 (6) +36	1:31:26 (6) +2:33	2:00:26 +5:02
7	102	MUNOZ MARIN Esneider	COL	21:25 (7) +21 1:41:45 (8) +4:05	44:30 (9) +39 1:51:42 (8) +5:08	1:07:41 (8) +1:15	1:32:05 (8) +3:12	2:01:21 +5:57
8	105	JIMENEZ GUTIERREZ Juan Alberto	ESP	21:25 (6) +21 1:41:45 (7) +4:05	44:30 (8) +39 1:51:42 (7) +5:08	1:07:41 (7) +1:15	1:32:05 (7) +3:12	2:01:21 +5:57
9	109	PEYROTON DARTET Thomas	FRA	21:25 (10) +21 1:44:39 (9) +6:59	44:30 (10) +39 1:53:55 (9) +7:21	1:09:26 (9) +3:00	1:34:48 (9) +5:55	2:03:44 +8:20
10	104	MOŠTĚK Jan	CZE	22:50 (11) +1:46 1:50:33 (11) +12:53	48:30 (12) +4:39 2:00:37 (10) +14:03	1:14:21 (11) +7:55	1:40:24 (10) +11:31	2:10:37 +15:13

Race Analysis / Analyse de la course
Men C3 Road Race

After: Finish

Rank	Race Number	Name	Nation Code	Ptp Start 1 Lap 1	Ptp 1 Lap 2	Ptp 2	Ptp 3	Finish
11	107	BOUZIANI Florian	FRA	21:25 (8) +21 1:50:33 (10) +12:53	44:30 (7) +39 2:00:43 (11) +14:09	1:12:17 (10) +5:51	1:40:24 (11) +11:31	-1LAP
12	114	MARVIG Henrik	SWE	22:50 (12) +1:46 1:56:12 (12) +18:32	48:30 (11) +4:39	1:15:47 (12) +9:21	1:44:57 (12) +16:04	-2LAP
13	113	ZUNDEL Christoph	SUI	27:05 (13) +6:01 2:06:23 (13) +28:43	55:29 (14) +11:38	1:25:37 (13) +19:11	1:54:26 (13) +25:33	-2LAP
14	106	SANTAS ASENSIO Eduardo	ESP		51:56 (13) +8:05 2:09:54 (14) +32:14			-2LAP

Timing Point	Ptp Start 1	Ptp 1	Ptp 2	Ptp 3	Lap 1	Lap 2	Lap 3
Race Distance	10.2km	26.1km	37.1km	52.6km	58.8km	65.0km	71.6km

Note:
Intermediate (lap) times are information recorded from transponders. Final time used for ranking at the end of the race is determined with photo-finish for all riders.

Legend:
LAP Lapped **PTP** Point-To-Point

Final Results / Résultats finaux
Men C1 Road Race

Rank	Race Number	Name	Nation Code	Final Time	Time Behind
1	55	TEN ARGILES Ricardo	ESP	1:37:45	+0
2	61	MACIEJEWSKI Zbigniew	POL	"	"
3	56	SENSKA Pierre	GER	1:41:50	+4:05
4	54	GOMES SOARES Carlos Alberto	BRA	"	"
5	60	WIJNHOUD Andre	NED	"	"
6	52	BERTHAUT Cyril	BEL	"	"
7	53	VANLATHEN Lennert	BEL	"	"
8	57	ALMARRI Mohammed	KSA	-1LAP	
9	51	ZIRKL Andreas	AUT	-2LAP	
	58	JUHNEVICS Janis	LAT	DNF	

Average Speed	Race Configuration	Total Race Distance
38.486km/h	Distance : 62.7km Total Elevation : 513m	62.7km

Participants					Weather	Temperature (°C)
Entries / Nations	Ranked	DNF	DSQ	DNS		
10 / 9	9	1	0	0	Partly cloudy	15

Legend:

DNF Did Not Finish **DNS** Did Not Start **DSQ** Disqualified
LAP Lapped

Race Analysis / Analyse de la course
 Men C1 Road Race

After: Finish

Rank	Race Number	Name	Nation Code	Lap 1		Lap 2		Lap 3		Lap 4		Finish
				Lap 5	Lap 9	Lap 6	Lap 7	Lap 8				
1	55	TEN ARGILES Ricardo	ESP	10:09	(2)	19:31	(1)	28:54	(1)	38:28	(2)	1:37:45 +0
				+0	+0	+0	+0	+0				
				47:51	(2)	57:26	(1)	1:07:23	(1)	1:17:18	(1)	
				+0	+0	+0	+0	+0	+0			
				1:27:08	(2)							
				+0	+0							
2	61	MACIEJEWSKI Zbigniew	POL	10:09	(1)	19:31	(2)	28:54	(2)	38:28	(1)	1:37:45 +0
				+0	+0	+0	+0	+0				
				47:51	(1)	57:26	(2)	1:07:23	(2)	1:17:18	(2)	
				+0	+0	+0	+0	+0	+0			
				1:27:08	(3)							
				+0	+0							
3	56	SENSKA Pierre	GER	10:25	(5)	19:52	(6)	29:34	(6)	39:29	(5)	1:41:50 +4:05
				+16	+21	+40	+1:01					
				49:34	(6)	59:53	(4)	1:10:02	(5)	1:20:41	(4)	
				+1:43	+2:27	+2:39	+3:23					
				1:30:44	(4)							
				+3:36								
4	54	GOMES SOARES Carlos Alberto	BRA	10:25	(7)	19:52	(7)	29:34	(5)	39:29	(7)	1:41:50 +4:05
				+16	+21	+40	+1:01					
				49:34	(7)	59:53	(7)	1:10:02	(7)	1:20:41	(7)	
				+1:43	+2:27	+2:39	+3:23					
				1:30:49	(7)							
				+3:41								
5	60	WIJNHOUDE Andre	NED	10:25	(3)	19:52	(3)	29:34	(3)	39:29	(4)	1:41:50 +4:05
				+16	+21	+40	+1:01					
				49:34	(3)	59:53	(3)	1:10:02	(3)	1:20:41	(3)	
				+1:43	+2:27	+2:39	+3:23					
				1:30:45	(5)							
				+3:37								
6	52	BERTHAUT Cyril	BEL	10:25	(6)	19:52	(4)	29:34	(7)	39:29	(3)	1:41:50 +4:05
				+16	+21	+40	+1:01					
				49:34	(4)	59:53	(5)	1:10:02	(4)	1:20:41	(5)	
				+1:43	+2:27	+2:39	+3:23					
				1:30:49	(6)							
				+3:41								
7	53	VANLATHEN Lennert	BEL	10:25	(4)	19:52	(5)	29:34	(4)	39:29	(6)	1:41:50 +4:05
				+16	+21	+40	+1:01					
				49:34	(5)	59:53	(6)	1:10:02	(6)	1:20:41	(6)	
				+1:43	+2:27	+2:39	+3:23					
				1:30:57	(8)							
				+3:49								

Race Analysis / Analyse de la course
Men C1 Road Race

After: Finish

Rank	Race Number	Name	Nation Code	Lap 1	Lap 2	Lap 3	Lap 4	Finish
				Lap 5	Lap 6	Lap 7	Lap 8	
				Lap 9				
8	57	ALMARRI Mohammed	KSA					-1LAP
				1:47:58 (1)				
				+20:50				
9	51	ZIRKL Andreas	AUT	13:03 (8)	25:09 (8)	37:13 (8)	49:32 (8)	-2LAP
				+2:54	+5:38	+8:19	+11:04	
				1:02:01 (8)	1:14:50 (8)	1:27:38 (8)	1:40:15 (8)	
				+14:10	+17:24	+20:15	+22:57	
58		JUHNEVICS Janis	LAT	17:53 (9)	34:38 (9)			DNF
				+7:44	+15:07			

Timing Point	Lap 1	Lap 2	Lap 3	Lap 4	Lap 5	Lap 6	Lap 7	Lap 8	Lap 9	Lap 10
Race Distance	6.6km	12.8km	19km	25.2km	31.4km	37.6km	43.8km	50km	56.1km	62.7km

Note:
Intermediate (lap) times are information recorded from transponders. Final time used for ranking at the end of the race is determined with photo-finish for all riders.

Legend:
DNF Did Not Finish LAP Lapped

Final Results / Résultats finaux
Men C2 Road Race

Rank	Race Number	Name	Nation Code	Final Time	Time Behind
1	78	LEAUTE Alexandre	FRA	1:29:27	+0
2	80	ROBERTSON Matthew	GBR	1:30:12	+45
3	71	VROMANT Ewoud	BEL	1:37:21	+7:54
4	83	BUUR Hidde	NED	"	"
5	81	PAPANGELIS Nikolaos	GRE	"	"
6	79	TAROU Thomas	FRA	"	"
7	86	PINAO Telmo	POR	"	"
8	72	de OLIVEIRA HERLING Victor Luise	BRA	"	"
9	75	ARCEGA CASTILLO Luis Javier	ESP	"	"
10	73	LEON CHOACHI Eulices	COL	"	"
11	87	BOLLIGER Roger	SUI	"	"
12	77	ERCOLANELLI Andrea	FRA	1:37:25	+7:58
13	82	KAWAMOTO Shota	JPN	"	"
14	76	ECKHARD TIO Maurice Far	ESP	-1LAP	
15	74	KOBLASA Ivo	CZE	-1LAP	
16	84	GODDARD Esteban	PAN	-1LAP	
17	85	ALDALI Alaa	PLE	-2LAP	
	88	OLIMKHUJAEV Azizkhuja	UZB	DNS	

Average Speed	Race Configuration	Total Race Distance
42.057km/h	Distance : 62.7km Total Elevation : 513m	62.7km

Participants					Weather	Temperature (°C)
Entries / Nations	Ranked	DNF	DSQ	DNS		
18 / 15	17	0	0	1	Partly cloudy	15

Legend:

DNF Did Not Finish **DNS** Did Not Start **DSQ** Disqualified
LAP Lapped

Race Analysis / Analyse de la course
Men C2 Road Race

After: Finish

Rank	Race Number	Name	Nation Code	Lap 1		Lap 2		Lap 3		Lap 4		Finish
				Lap 5	Lap 9	Lap 6	Lap 7	Lap 8				
1	78	LEAUTE Alexandre	FRA	9:35 (9) +0	44:29 (1) +0	18:41 (5) +0	53:28 (1) +0	26:54 (1) +0	1:02:29 (2) +0	35:37 (1) +0	1:11:33 (1) +0	1:29:27 +0
2	80	ROBERTSON Matthew	GBR	9:35 (8) +0	44:29 (2) +0	18:41 (8) +0	53:28 (2) +0	26:54 (2) +0	1:02:29 (1) +0	35:37 (2) +0	1:11:33 (2) +0	1:30:12 +45
3	71	VROMANT Ewoud	BEL	9:35 (2) +0	46:29 (3) +2:00	18:41 (2) +0	56:14 (13) +2:46	27:16 (3) +22	1:06:43 (13) +4:14	36:25 (4) +48	1:16:47 (12) +5:14	1:37:21 +7:54
4	83	BUUR Hidde	NED	9:35 (5) +0	46:29 (13) +2:00	18:41 (12) +0	56:14 (7) +2:46	27:16 (9) +22	1:06:43 (5) +4:14	36:25 (5) +48	1:16:44 (3) +5:11	1:37:21 +7:54
5	81	PAPANGELIS Nikolaos	GRE	9:35 (4) +0	46:29 (8) +2:00	18:41 (10) +0	56:14 (11) +2:46	27:16 (4) +22	1:06:43 (3) +4:14	36:25 (10) +48	1:16:44 (4) +5:11	1:37:21 +7:54
6	79	TAROU Thomas	FRA	9:35 (7) +0	46:29 (11) +2:00	18:41 (4) +0	56:14 (8) +2:46	27:16 (10) +22	1:06:43 (7) +4:14	36:25 (9) +48	1:16:44 (5) +5:11	1:37:21 +7:54
7	86	PINAO Telmo	POR	9:51 (13) +16	46:29 (9) +2:00	18:41 (6) +0	56:14 (12) +2:46	27:16 (13) +22	1:06:43 (4) +4:14	36:25 (12) +48	1:16:44 (11) +5:11	1:37:21 +7:54

Race Analysis / Analyse de la course
 Men C2 Road Race

After: Finish

Rank	Race Number	Name	Nation Code	Lap 1 Lap 5 Lap 9	Lap 2 Lap 6	Lap 3 Lap 7	Lap 4 Lap 8	Finish
8	72	de OLIVEIRA HERLING Victor Luise	BRA	9:35 (6) +0 46:29 (5) +2:00 1:26:55 (12) +6:13	18:41 (11) +0 56:14 (4) +2:46	27:16 (5) +22 1:06:43 (12) +4:14	36:25 (7) +48 1:16:44 (9) +5:11	1:37:21 +7:54
9	75	ARCEGA CASTILLO Luis Javier	ESP	9:35 (10) +0 46:29 (7) +2:00 1:26:55 (6) +6:13	18:41 (9) +0 56:14 (3) +2:46	27:16 (11) +22 1:06:43 (6) +4:14	36:25 (11) +48 1:16:44 (10) +5:11	1:37:21 +7:54
10	73	LEON CHOACHI Eulices	COL	9:35 (3) +0 46:29 (6) +2:00 1:26:55 (8) +6:13	18:41 (3) +0 56:14 (10) +2:46	27:16 (8) +22 1:06:43 (9) +4:14	36:25 (6) +48 1:16:44 (8) +5:11	1:37:21 +7:54
11	87	BOLLIGER Roger	SUI	9:51 (12) +16 46:29 (10) +2:00 1:26:55 (11) +6:13	18:41 (7) +0 56:14 (9) +2:46	27:16 (7) +22 1:06:43 (10) +4:14	36:25 (8) +48 1:16:47 (13) +5:14	1:37:21 +7:54
12	77	ERCOLANELLI Andrea	FRA	9:51 (11) +16 46:29 (12) +2:00 1:26:55 (9) +6:13	18:41 (13) +0 56:14 (6) +2:46	27:16 (12) +22 1:06:43 (11) +4:14	36:25 (13) +48 1:16:44 (6) +5:11	1:37:25 +7:58
13	82	KAWAMOTO Shota	JPN	9:35 (1) +0 46:29 (4) +2:00 1:26:55 (4) +6:13	18:41 (1) +0 56:14 (5) +2:46	27:16 (6) +22 1:06:43 (8) +4:14	36:25 (3) +48 1:16:44 (7) +5:11	1:37:25 +7:58
14	76	ECKHARD TIO Maurice Far	ESP	10:04 (15) +29 49:53 (14) +5:24 1:30:54 (14) +10:12	19:30 (14) +49 59:43 (14) +6:15	29:38 (14) +2:44 1:09:33 (14) +7:04	39:59 (14) +4:22 1:19:21 (14) +7:48	-1LAP

Race Analysis / Analyse de la course
Men C2 Road Race

After: Finish

Rank	Race Number	Name	Nation Code	Lap 1 Lap 5 Lap 9	Lap 2 Lap 6	Lap 3 Lap 7	Lap 4 Lap 8	Finish
15	74	KOBLASA Ivo	CZE	10:31 (16) +56 51:49 (15) +7:20 1:38:20 (15) +17:38	20:43 (16) +2:02 1:02:34 (15) +9:06	31:06 (15) +4:12 1:14:07 (15) +11:38	41:33 (15) +5:56 1:25:58 (16) +14:25	-1LAP
16	84	GODDARD Esteban	PAN	9:51 (14) +16 51:49 (16) +7:20 1:38:20 (16) +17:38	20:43 (15) +2:02 1:02:34 (16) +9:06	31:06 (16) +4:12 1:14:07 (16) +11:38	41:33 (16) +5:56 1:25:58 (15) +14:25	-1LAP
17	85	ALDALI Alaa	PLE	12:10 (17) +2:35 59:04 (17) +14:35	24:00 (17) +5:19 1:11:04 (17) +17:36	35:56 (17) +9:02 1:23:00 (17) +20:31	46:34 (17) +10:57 1:35:18 (17) +23:45	-2LAP
	88	OLIMKHUJAEV Azizkhuja	UZB					DNS

Timing Point	Lap 1	Lap 2	Lap 3	Lap 4	Lap 5	Lap 6	Lap 7	Lap 8	Lap 9	Lap 10
Race Distance	6.6km	12.8km	19km	25.2km	31.4km	37.6km	43.8km	50km	56.1km	62.7km

Note:

Intermediate (lap) times are information recorded from transponders. Final time used for ranking at the end of the race is determined with photo-finish for all riders.

Legend:

DNS Did Not Start **LAP** Lapped

Final Results / Résultats finaux
Men T1 Road Race

Rank	Race Number	Name	Nation Code	Final Time	Time Behind
1	321	CLEMENT Nathan	CAN	1:01:20	+0
2	323	FARRONI Giorgio	ITA	"	"
3	326	ATAKHODJAEV Aziz	UZB	1:04:07	+2:47
4	322	GARCIA ABELLA Gonzalo	ESP	-1LAP	
5	325	WEY Fabiano	SUI	-1LAP	
6	324	ALDOSARI Fahad	KSA	-1LAP	

Average Speed	Race Configuration	Total Race Distance
31.109km/h	Distance : 31.8km Total Elevation : 257m	31.8km

Entries / Nations	Participants				Weather	Temperature (°C)
	Ranked	DNF	DSQ	DNS		
6 / 6	6	0	0	0	Partly cloudy	16

Legend:

DNF Did Not Finish **DNS** Did Not Start **DSQ** Disqualified
LAP Lapped

HOST PARTNERS:



MAIN PARTNERS:



OFFICIAL PARTNERS:



OFFICIAL SUPPLIERS:



Race Analysis / Analyse de la course
Men T1 Road Race

After: Finish

Rank	Race Number	Name	Nation Code	Lap 1	Lap 2	Lap 3	Lap 4	Finish
1	321	CLEMENT Nathan	CAN	12:32 (2) +7	24:11 (2) +1	36:24 (2) +0	48:42 (1) +0	1:01:20 +0
2	323	FARRONI Giorgio	ITA	12:25 (1) +0	24:10 (1) +0	36:24 (1) +0	48:42 (2) +0	1:01:20 +0
3	326	ATAKHODJAEV Aziz	UZB	13:33 (3) +1:08	26:04 (3) +1:54	38:47 (3) +2:23	51:42 (3) +3:00	1:04:07 +2:47
4	322	GARCIA ABELLA Gonzalo	ESP	13:46 (4) +1:21	27:30 (4) +3:20	41:45 (4) +5:21	55:54 (4) +7:12	-1LAP
5	325	WEY Fabiano	SUI	16:31 (6) +4:06	31:36 (6) +7:26	46:39 (6) +10:15	1:01:38 (5) +12:56	-1LAP
6	324	ALDOSARI Fahad	KSA	16:14 (5) +3:49	31:06 (5) +6:56	46:26 (5) +10:02	1:01:50 (6) +13:08	-1LAP

Timing Point	Lap 1	Lap 2	Lap 3	Lap 4	Lap 5
Race Distance	6.6km	12.8km	19km	25.2km	31.8km

Note:

Intermediate (lap) times are information recorded from transponders. Final time used for ranking at the end of the race is determined with photo-finish for all riders.

Legend:

LAP Lapped

Final Results / Résultats finaux
Men T2 Road Race

Rank	Race Number	Name	Nation Code	Final Time	Time Behind
1	352	CONNORS Dennis	USA	55:20	+0
2	347	JAGER Maximilian	GER	55:22	+2
3	341	STEINBICHLER Wolfgang	AUT	55:23	+3
4	343	MAŠIN Jindřich	CZE	55:24	+4
5	342	CELEN Tim	BEL	55:58	+38
6	345	REINOSO FIGUEROLA Joan	ESP	"	"
7	346	BARROW Felix	GBR	56:38	+1:18
8	349	FUKUI Kazuha	JPN	1:00:54	+5:34
9	351	FUCHS Goldy	RSA	1:03:27	+8:07
10	350	MATICAN Theodor	ROU	1:05:46	+10:26
11	344	HEGGELUND Martin	DEN	-1LAP	
12	353	RAVSHANOV To'Lqin	UZB	-1LAP	
	348	FOUTRIS Dimitrios	GRE	DNS	

Average Speed	Race Configuration	Total Race Distance
34.482km/h	Distance : 31.8km Total Elevation : 257m	31.8km

Participants					Weather	Temperature (°C)
Entries / Nations	Ranked	DNF	DSQ	DNS		
13 / 13	12	0	0	1	Partly cloudy	16

Legend:

DNF Did Not Finish **DNS** Did Not Start **DSQ** Disqualified
LAP Lapped

Race Analysis / Analyse de la course
Men T2 Road Race

After: Finish

Rank	Race Number	Name	Nation Code	Lap 1	Lap 2	Lap 3	Lap 4	Finish
1	352	CONNORS Dennis	USA	11:47 (4) +0	22:43 (4) +0	34:09 (3) +1	45:28 (3) +29	55:20 +0
2	347	JAGER Maximilian	GER	11:47 (2) +0	22:43 (1) +0	34:09 (5) +1	45:28 (6) +29	55:22 +2
3	341	STEINBICHLER Wolfgang	AUT	11:47 (6) +0	22:43 (6) +0	34:09 (6) +1	45:28 (2) +29	55:23 +3
4	343	MAŠIN Jindřich	CZE	11:47 (1) +0	22:43 (5) +0	34:08 (1) +0	44:59 (1) +0	55:24 +4
5	342	CELEN Tim	BEL	11:47 (3) +0	22:43 (3) +0	34:09 (2) +1	45:28 (4) +29	55:58 +38
6	345	REINOSO FIGUEROLA Joan	ESP	11:47 (7) +0	22:43 (7) +0	34:09 (7) +1	45:28 (7) +29	55:58 +38
7	346	BARROW Felix	GBR	11:47 (5) +0	22:43 (2) +0	34:09 (4) +1	45:28 (5) +29	56:38 +1:18
8	349	FUKUI Kazuha	JPN	12:32 (8) +45	24:10 (8) +1:27	36:24 (8) +2:16	48:42 (8) +3:43	1:00:54 +5:34
9	351	FUCHS Goldy	RSA	13:02 (9) +1:15	25:32 (9) +2:49	38:14 (9) +4:06	50:57 (9) +5:58	1:03:27 +8:07
10	350	MATICAN Theodor	ROU	14:05 (10) +2:18	27:02 (10) +4:19	40:24 (10) +6:16	53:00 (10) +8:01	1:05:46 +10:26
11	344	HEGGELUND Martin	DEN	14:23 (11) +2:36	28:21 (11) +5:38	43:06 (11) +8:58	57:13 (11) +12:14	-1LAP
12	353	RAVSHANOV To'Lqin	UZB	17:23 (12) +5:36	35:44 (12) +13:01	53:55 (12) +19:47	1:12:08 (12) +27:09	-1LAP
	348	FOUTRIS Dimitrios	GRE					DNS

Timing Point	Lap 1	Lap 2	Lap 3	Lap 4	Lap 5
Race Distance	6.6km	12.8km	19km	25.2km	31.8km

Note:

Intermediate (lap) times are information recorded from transponders. Final time used for ranking at the end of the race is determined with photo-finish for all riders.

Legend:

DNS Did Not Start **LAP** Lapped

Final Results / Résultats finaux
Men H3 Road Race

Rank	Race Number	Name	Nation Code	Final Time	Time Behind
1	237	BOSREDON Mathieu	FRA	1:42:38	+0
2	245	PINI Martino	ITA	1:48:32	+5:54
3	248	GYLDENOHR Christian	NOR	1:48:56	+6:18
4	249	DOPLIHAR Anej	SLO	1:48:58	+6:20
5	246	TESTA Mirko	ITA	1:50:47	+8:09
6	238	QUAILE Johan	FRA	"	"
7	232	ODENT Marvin	BEL	1:52:03	+9:25
8	233	DESJARDINS Joey	CAN	1:53:03	+10:25
9	235	GARCIA-MARQUINA CASCALLANA Luis Mi.	ESP	1:53:29	+10:51
10	239	TARSIM Riadh	FRA	-1LAP	
11	243	CORTINI Davide	ITA	-1LAP	
12	254	PINNEY Ryan	USA	-1LAP	
13	244	MESTRONI Federico	ITA	-1LAP	
14	231	DEBERG Jean-Francois	BEL	-1LAP	
15	253	WAFLE Michä	SUI	-1LAP	
16	250	FREI Heinz	SUI	-1LAP	
17	255	ESPINOZA BALZA Richard Leandro	VEN	-1LAP	
18	251	KIELIGER Fabian	SUI	-1LAP	
19	247	MEKENKAMP Mark	NED	-1LAP	
	234	MOREAU Charles	CAN	DNF	
	240	HERTER Johannes	GER	DNF	
	241	MERKLEIN Vico	GER	DNF	
	242	BOK Laszlo	HUN	DNS	

Average Speed	Race Configuration	Total Race Distance
33.790km/h	Distance : 57.8km Total Elevation : 726m	57.8km

Participants					Weather	Temperature (°C)
Entries / Nations	Ranked	DNF	DSQ	DNS		
23 / 13	19	3	0	1	Light rain	10

Legend:

DNF Did Not Finish **DNS** Did Not Start **DSQ** Disqualified
LAP Lapped

Race Analysis / Analyse de la course
Men H3 Road Race

After: Finish

Rank	Race Number	Name	Nation Code	Ptp Start 1		Ptp 1		Lap 1		Lap 2		Finish
				Lap 3	Lap 4	Lap 3	Lap 4					
1	237	BOSREDON Mathieu	FRA	27:30 (1)	53:46 (1)	1:03:34 (1)	1:13:19 (1)	+0	+0			1:42:38 +0
				1:23:11 (1)	1:32:57 (1)							
				+0	+0							
2	245	PINI Martino	ITA	27:30 (2)	54:25 (2)	1:05:05 (2)	1:15:54 (2)	+0	+39	+1:31	+2:35	1:48:32 +5:54
				1:26:43 (2)	1:37:42 (2)							
				+3:32	+4:45							
3	248	GYLDENOHR Christian	NOR	29:46 (7)	56:38 (5)	1:06:56 (4)	1:17:24 (5)	+2:16	+2:52	+3:22	+4:05	1:48:56 +6:18
				1:27:54 (4)	1:38:27 (4)							
				+4:43	+5:30							
4	249	DOPLIHAR Anej	SLO	29:46 (5)	56:38 (4)	1:06:56 (3)	1:17:24 (4)	+2:16	+2:52	+3:22	+4:05	1:48:58 +6:20
				1:27:54 (3)	1:38:27 (3)							
				+4:43	+5:30							
5	246	TESTA Mirko	ITA	29:46 (6)	57:04 (6)	1:07:27 (7)	1:17:54 (6)	+2:16	+3:18	+3:53	+4:35	1:50:47 +8:09
				1:28:40 (6)	1:39:36 (5)							
				+5:29	+6:39							
6	238	QUAILE Johan	FRA	29:46 (4)	57:04 (7)	1:07:27 (6)	1:17:54 (7)	+2:16	+3:18	+3:53	+4:35	1:50:47 +8:09
				1:28:40 (7)	1:39:36 (6)							
				+5:29	+6:39							
7	232	ODENT Marvin	BEL	29:46 (3)	56:38 (3)	1:06:56 (5)	1:17:24 (3)	+2:16	+2:52	+3:22	+4:05	1:52:03 +9:25
				1:28:03 (5)	1:39:45 (7)							
				+4:52	+6:48							
8	233	DESJARDINS Joey	CAN	31:03 (11)	58:47 (10)	1:09:36 (9)	1:20:19 (9)	+3:33	+5:01	+6:02	+7:00	1:53:03 +10:25
				1:31:28 (8)	1:42:29 (8)							
				+8:17	+9:32							
9	235	GARCIA-MARQUINA CASCALLANA Luis Mi.	ESP	29:46 (8)	58:11 (8)	1:09:15 (8)	1:20:19 (10)	+2:16	+4:25	+5:41	+7:00	1:53:29 +10:51
				1:31:28 (9)	1:42:37 (9)							
				+8:17	+9:40							
10	239	TARSIM Riadh	FRA	31:51 (15)	1:00:24 (13)	1:11:16 (12)	1:22:19 (12)	+4:21	+6:38	+7:42	+9:00	-1LAP
				1:33:09 (11)	1:43:50 (10)							
				+9:58	+10:53							

Race Analysis / Analyse de la course
Men H3 Road Race

After: Finish

Rank	Race Number	Name	Nation Code	Ptp Start Lap 3	Ptp 1 Lap 4	Lap 1	Lap 2	Finish
11	243	CORTINI Davide	ITA	31:38 (14) +4:08 1:33:09 (10) +9:58	1:00:24 (12) +6:38 1:43:50 (11) +10:53	1:11:16 (11) +7:42	1:22:19 (11) +9:00	-1LAP
12	254	PINNEY Ryan	USA	32:01 (16) +4:31 1:35:30 (13) +12:19	1:01:12 (15) +7:26 1:47:05 (12) +14:08	1:12:39 (14) +9:05	1:23:40 (13) +10:21	-1LAP
13	244	MESTRONI Federico	ITA	31:38 (13) +4:08 1:37:34 (16) +14:23	1:01:18 (16) +7:32 1:48:40 (13) +15:43	1:13:15 (16) +9:41	1:25:34 (16) +12:15	-1LAP
14	231	DEBERG Jean-Francois	BEL	30:52 (9) +3:22 1:37:13 (14) +14:02	1:01:02 (14) +7:16 1:48:40 (14) +15:43	1:13:13 (15) +9:39	1:25:14 (15) +11:55	-1LAP
15	253	WAFLE MICHA	SUI	31:03 (10) +3:33 1:33:46 (12) +10:35	58:47 (9) +5:01 1:49:00 (15) +16:03	1:09:36 (10) +6:02	1:20:19 (8) +7:00	-1LAP
16	250	FREI Heinz	SUI	31:03 (12) +3:33 1:37:16 (15) +14:05	59:54 (11) +6:08 1:49:40 (16) +16:43	1:12:15 (13) +8:41	1:24:24 (14) +11:05	-1LAP
17	255	ESPINOZA BALZA Richard Leandro	VEN	33:22 (19) +5:52 1:40:56 (17) +17:45	1:05:07 (17) +11:21 1:52:32 (17) +19:35	1:16:53 (17) +13:19	1:28:56 (17) +15:37	-1LAP
18	251	KIELIGER Fabian	SUI	35:55 (20) +8:25 1:41:52 (18) +18:41	1:06:32 (19) +12:46 1:53:42 (18) +20:45	1:17:55 (19) +14:21	1:29:32 (18) +16:13	-1LAP
19	247	MEKENKAMP Mark	NED	32:56 (18) +5:26 1:42:54 (19) +19:43	1:05:14 (18) +11:28 1:55:29 (19) +22:32	1:17:29 (18) +13:55	1:30:00 (19) +16:41	-1LAP
	234	MOREAU Charles	CAN	32:51 (17) +5:21				DNF

Race Analysis / Analyse de la course
Men H3 Road Race

After: Finish

Rank	Race Number	Name	Nation Code	Ptp Start 1 Lap 3	Ptp 1 Lap 4	Lap 1	Lap 2	Finish
	240	HERTER Johannes	GER	36:35 (21) +9:05				DNF
	241	MERKLEIN Vico	GER					DNF
	242	BOK Laszlo	HUN					DNS

Timing Point	Ptp Start 1	Ptp 1	Lap 1	Lap 2	Lap 3	Lap 4	Lap 5
Race Distance	10.6km	26.5km	32.6km	38.8km	45.0km	51.2km	57.8km

Note:

Intermediate (lap) times are information recorded from transponders. Final time used for ranking at the end of the race is determined with photo-finish for all riders.

Legend:

DNF Did Not Finish **DNS** Did Not Start **LAP** Lapped
PTP Point-To-Point

Final Results / Résultats finaux
Men H4 Road Race

Rank	Race Number	Name	Nation Code	Final Time	Time Behind
1	274	FRITSCH Joseph	FRA	1:34:12	+0
2	271	FRUHWIRTH Thomas	AUT	1:38:43	+4:31
3	281	RECHER Fabian	SUI	1:40:39	+6:27
4	277	WILK Rafal	POL	1:40:47	+6:35
5	275	RUSSELL Callum	GBR	-1LAP	
6	280	LOTSCHER Tobias	SUI	-1LAP	
7	283	TINGLEY Matt	USA	-1LAP	
8	278	PACHECO Flavio	POR	-1LAP	
9	279	FROHOFER Felix	SUI	-1LAP	
10	282	PANALAI Sumas	THA	-1LAP	
11	273	LEAL FREITAS Ulisses	BRA	-2LAP	
12	276	HAIRSTON Drew	ISV	-4LAP	

Average Speed	Race Configuration	Total Race Distance
36.815km/h	Distance : 57.8km Total Elevation : 726m	57.8km

Participants					Weather	Temperature (°C)
Entries / Nations	Ranked	DNF	DSQ	DNS		
12 / 10	12	0	0	0	Sunny	11

Legend:

DNF Did Not Finish **DNS** Did Not Start **DSQ** Disqualified
LAP Lapped

HOST PARTNERS:



MAIN PARTNERS:



OFFICIAL PARTNERS:



OFFICIAL SUPPLIERS:



Race Analysis / Analyse de la course
Men H4 Road Race

After: Finish

Rank	Race Number	Name	Nation Code	Ptp Start 1 Lap 3	Ptp 1 Lap 4	Lap 1	Lap 2	Finish
1	274	FRITSCH Joseph	FRA	24:14 (1) +0 1:15:06 (1) +0	47:46 (1) +0 1:24:31 (1) +0	56:38 (1) +0	1:05:48 (1) +0	1:34:12 +0
2	271	FRUHWIRTH Thomas	AUT	25:45 (2) +1:31 1:19:16 (2) +4:10	50:07 (2) +2:21 1:28:58 (2) +4:27	59:52 (2) +3:14	1:09:32 (2) +3:44	1:38:43 +4:31
3	281	RECHER Fabian	SUI	26:13 (4) +1:59 1:21:02 (3) +5:56	50:54 (4) +3:08 1:31:05 (3) +6:34	1:00:58 (4) +4:20	1:10:52 (3) +5:04	1:40:39 +6:27
4	277	WILK Rafal	POL	26:13 (3) +1:59 1:21:02 (4) +5:56	50:54 (3) +3:08 1:31:05 (4) +6:34	1:00:58 (3) +4:20	1:10:52 (4) +5:04	1:40:47 +6:35
5	275	RUSSELL Callum	GBR	29:47 (9) +5:33 1:25:19 (7) +10:13	55:07 (6) +7:21 1:35:11 (5) +10:40	1:05:23 (7) +8:45	1:15:20 (6) +9:32	-1LAP
6	280	LOTSCHER Tobias	SUI	29:01 (6) +4:47 1:25:13 (5) +10:07	54:57 (5) +7:11 1:35:13 (6) +10:42	1:05:07 (5) +8:29	1:15:12 (5) +9:24	-1LAP
7	283	TINGLEY Matt	USA	29:49 (10) +5:35 1:25:19 (6) +10:13	55:07 (7) +7:21 1:35:43 (7) +11:12	1:05:23 (6) +8:45	1:15:20 (7) +9:32	-1LAP
8	278	PACHECO Flavio	POR	29:18 (7) +5:04 1:28:28 (8) +13:22	56:25 (9) +8:39 1:38:55 (8) +14:24	1:07:01 (10) +10:23	1:17:55 (9) +12:07	-1LAP
9	279	FROHOFER Felix	SUI	29:01 (5) +4:47 1:29:23 (10) +14:17	55:26 (8) +7:40 1:40:53 (9) +16:22	1:06:29 (8) +9:51	1:17:52 (8) +12:04	-1LAP
10	282	PANALAI Sumas	THA	29:42 (8) +5:28 1:29:23 (9) +14:17	56:26 (10) +8:40 1:40:53 (10) +16:22	1:07:01 (9) +10:23	1:17:55 (10) +12:07	-1LAP

Race Analysis / Analyse de la course
Men H4 Road Race

After: Finish

Rank	Race Number	Name	Nation Code	Ptp Start 1 Lap 3	Ptp 1 Lap 4	Lap 1	Lap 2	Finish
11	273	LEAL FREITAS Ulisses	BRA	32:04 (11) +7:50 1:34:43 (11) +19:37	1:01:10 (11) +13:24	1:12:06 (11) +15:28	1:23:26 (11) +17:38	-2LAP
12	276	HAIRSTON Drew	ISV	51:56 (12) +27:42	1:28:59 (12) +41:13	1:42:52 (12) +46:14		-4LAP

Timing Point	Ptp Start 1	Ptp 1	Lap 1	Lap 2	Lap 3	Lap 4	Lap 5
Race Distance	10.6km	26.5km	32.6km	38.8km	45.0km	51.2km	57.8km

Note:
Intermediate (lap) times are information recorded from transponders. Final time used for ranking at the end of the race is determined with photo-finish for all riders.

Legend:
LAP Lapped **PTP** Point-To-Point

Final Results / Résultats finaux
Men H5 Road Race

Rank	Race Number	Name	Nation Code	Final Time	Time Behind
1	308	VALIZE Mitch	NED	1:39:12	+0
2	306	VERGNAUD Loic	FRA	1:40:15	+1:03
3	311	BAL Pavlo	UKR	1:40:18	+1:06
4	307	de VRIES Tim	NED	1:46:46	+7:34
5	309	PLEWA Krzysztof	POL	"	"
6	310	SRIWICHAI Atachai	THA	1:48:10	+8:58
7	302	de MOURA Antonio Marcos	BRA	1:48:14	+9:02
8	303	MINAS VERA Sergio Ivan	COL	-1LAP	
9	304	VARON LOPEZ Leonardo Favio	COL	-1LAP	
10	305	LEPIK Janno	EST	-2LAP	
	301	da MOTTA FONSECA Ronan	BRA	DNF	

Average Speed	Race Configuration	Total Race Distance
34.960km/h	Distance : 57.8km Total Elevation : 726m	57.8km

Participants					Weather	Temperature (°C)
Entries / Nations	Ranked	DNF	DSQ	DNS		
11 / 8	10	1	0	0	Sunny	11

Legend:

DNF Did Not Finish **DNS** Did Not Start **DSQ** Disqualified
LAP Lapped

Race Analysis / Analyse de la course
Men H5 Road Race

After: Finish

Rank	Race Number	Name	Nation Code	Ptp Start Lap 3	Ptp 1 Lap 4	Lap 1	Lap 2	Finish
1	308	VALIZE Mitch	NED	26:00 (3) +0 1:20:01 (1) +0	51:17 (3) +0 1:29:21 (1) +0	1:01:15 (1) +0	1:11:03 (1) +0	1:39:12 +0
2	306	VERGNAUD Loic	FRA	26:00 (1) +0 1:20:30 (2) +29	51:17 (1) +0 1:30:20 (2) +59	1:01:15 (2) +0	1:11:03 (3) +0	1:40:15 +1:03
3	311	BAL Pavlo	UKR	26:00 (2) +0 1:20:30 (3) +29	51:17 (2) +0 1:30:20 (3) +59	1:01:15 (3) +0	1:11:03 (2) +0	1:40:18 +1:06
4	307	de VRIES Tim	NED	26:54 (6) +54 1:25:16 (5) +5:15	53:44 (5) +2:27 1:36:07 (5) +6:46	1:04:05 (5) +2:50	1:14:40 (5) +3:37	1:46:46 +7:34
5	309	PLEWA Krzysztof	POL	26:18 (4) +18 1:25:14 (4) +5:13	52:51 (4) +1:34 1:36:07 (4) +6:46	1:03:35 (4) +2:20	1:14:20 (4) +3:17	1:46:46 +7:34
6	310	SRIWICHAI Atachai	THA	26:53 (5) +53 1:26:25 (6) +6:24	53:44 (6) +2:27 1:37:28 (6) +8:07	1:04:18 (6) +3:03	1:15:11 (6) +4:08	1:48:10 +8:58
7	302	de MOURA Antonio Marcos	BRA	27:30 (7) +1:30 1:26:37 (7) +6:36	54:31 (7) +3:14 1:37:48 (7) +8:27	1:05:00 (7) +3:45	1:15:47 (7) +4:44	1:48:14 +9:02
8	303	MINAS VERA Sergio Ivan	COL	29:38 (9) +3:38 1:31:59 (8) +11:58	57:48 (9) +6:31 1:43:25 (8) +14:04	1:09:09 (8) +7:54	1:20:25 (8) +9:22	-1LAP
9	304	VARON LOPEZ Leonardo Favio	COL	29:38 (8) +3:38 1:34:12 (9) +14:11	57:48 (8) +6:31 1:45:55 (9) +16:34	1:10:32 (9) +9:17	1:22:28 (9) +11:25	-1LAP
10	305	LEPIK Janno	EST	33:55 (10) +7:55 1:41:32 (10) +21:31	1:04:19 (10) +13:02	1:16:41 (10) +15:26	1:29:01 (10) +17:58	-2LAP

Race Analysis / Analyse de la course
Men H5 Road Race

After: Finish

Rank	Race Number	Name	Nation Code	Ptp Start 1 Lap 3	Ptp 1 Lap 4	Lap 1	Lap 2	Finish
	301	da MOTTA FONSECA Ronan	BRA					DNF

Timing Point	Ptp Start 1	Ptp 1	Lap 1	Lap 2	Lap 3	Lap 4	Lap 5
Race Distance	10.6km	26.5km	32.6km	38.8km	45.0km	51.2km	57.8km

Note:
Intermediate (lap) times are information recorded from transponders. Final time used for ranking at the end of the race is determined with photo-finish for all riders.

Legend:
DNF Did Not Finish **LAP** Lapped **PTP** Point-To-Point

Final Results / Résultats finaux
 Women B Individual Time Trial

Rank	Race Number	Name	Sport Class	Nation Code	Intermediate Points		Final Time	Time Behind	Average Speed
					at 10.4km	at 20.5km			
1	35	DUNLEVY Katie-George	B	IRL	18:03.28 (1)	32:02.17 (1)	43:14.47 (1)	+0.00	41.488
		KELLY Linda	PLT	IRL		13:58.89 (3)	11:12.30 (1)		
2	34	UNWIN Sophie	B	GBR	18:55.62 (2)	32:39.05 (2)	44:24.17 (2)	+1:09.70	40.403
		HOLL Jenny	PLT	GBR		13:43.43 (1)	11:45.12 (3)		
3	32	FACHIE Lora	B	GBR	19:13.61 (3)	33:10.91 (3)	44:52.91 (3)	+1:38.44	39.972
		HALL Corrine	PLT	GBR		13:57.30 (2)	11:42.00 (2)		
4	36	HEALION Josephine	B	IRL	19:59.74 (4)	34:20.39 (4)	46:24.03 (4)	+3:09.56	38.663
		McCRYSTAL Eve	PLT	IRL		14:20.65 (5)	12:03.64 (5)		
5	37	AGOSTINI Marianna	B	ITA	20:08.41 (5)	34:21.66 (5)	46:46.31 (5)	+3:31.84	38.356
		GASPARINI Alice	PLT	ITA		14:13.25 (4)	12:24.65 (7)		
6	33	JORDAN Elizabeth	B	GBR	20:18.86 (7)	35:20.71 (7)	47:22.69 (6)	+4:08.22	37.866
		KHAN Danielle	PLT	GBR		15:01.85 (8)	12:01.98 (4)		
7	39	KUTER Patrycja	B	POL	20:09.90 (6)	34:57.57 (6)	47:32.00 (7)	+4:17.53	37.742
		KORNASIEWICZ Katarzyna	PLT	POL		14:47.67 (7)	12:34.43 (8)		
8	42	JANNERING Louise	B	SWE	21:00.90 (9)	35:43.14 (8)	47:51.45 (8)	+4:36.98	37.486
		NILSSON Catrin	PLT	SWE		14:42.24 (6)	12:08.31 (6)		
9	41	PUTYRA Dominika	B	POL	20:30.26 (8)	36:04.84 (9)	48:50.58 (9)	+5:36.11	36.730
		PRZEZAK Dorota	PLT	POL		15:34.58 (9)	12:45.74 (9)		
10	38	KAINAROVA Zhuldyz	B	KAZ	21:42.32(11)	37:17.99(11)	50:34.79 (10)	+7:20.32	35.469
		CHUGAY Ulyana	PLT	KAZ		15:35.67(10)	13:16.80 (10)		
11	40	ORZECHOWSKA Katarzyna	B	POL	21:02.48(10)	37:08.21(10)	50:42.76 (11)	+7:28.29	35.376
		WOJCIKIEWICZ-PLOTKOWIAK Kamila	PLT	POL		16:05.73(11)	13:34.55 (11)		
12	31	CANOVAS GARCIA Bianca	B	BRA	23:05.88(12)	39:22.21(12)	53:15.32 (12)	+10:00.8	33.687
		RODRIGUES MARINHO Lara	PLT	BRA		16:16.33(12)	13:53.11 (12)	5	

Final Results / Résultats finaux
Women B Individual Time Trial

Rank	Race Number	Name	Sport Class	Nation Code	Intermediate Points at 10.4km	Intermediate Points at 20.5km	Final Time	Time Behind	Average Speed
------	-------------	------	-------------	-------------	-------------------------------	-------------------------------	------------	-------------	---------------

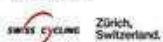
Average Speed	Race Configuration	Total Race Distance
41.488km/h	Distance : 29.9km Total Elevation : 327m	29.9km

Entries / Nations	Participants				Weather	Temperature (°C)
	Ranked	DNF	DSQ	DNS		
12 / 7	12	0	0	0	Partly cloudy	13

Legend:

DNF Did Not Finish **DNS** Did Not Start **DSQ** Disqualified
PLT Pilot

HOST PARTNERS:



MAIN PARTNERS:



OFFICIAL PARTNERS:



OFFICIAL SUPPLIERS:



Final Results / Résultats finaux
Women C4 Individual Time Trial

Rank	Race Number	Name	Nation Code	Intermediate Points		Final Time	Time Behind	Average Speed
				at 10.4km	at 20.5km			
1	412	MATILE-DORIG Franziska	SUI	20:36.11 (2)	34:50.29 (1) 14:14.18 (1)	47:44.53 (1) 12:54.24 (1)	+0.00	37.577
2	413	BOSCO Samantha	USA	19:46.28 (1)	34:54.19 (2) 15:07.91 (2)	48:05.53 (2) 13:11.34 (2)	+21.00	37.303
3	411	ALENCON Katell	FRA	22:20.64 (3)	39:02.21 (3) 16:41.57 (3)	53:41.79 (3) 14:39.58 (4)	+5:57.26	33.410
4	414	CHERNIAK TYSON Andrea	USA	23:24.08 (4)	40:40.35 (4) 17:16.27 (4)	55:13.59 (4) 14:33.24 (3)	+7:29.06	32.484
5	415	NURILLAEVA Kamola	UZB	30:13.94 (5)	52:46.50 (5) 22:32.56 (5)	1:12:31.30 (5) 19:44.80 (5)	+24:46.7 7	24.737

Average Speed	Race Configuration	Total Race Distance
37.577km/h	Distance : 29.9km Total Elevation : 327m	29.9km

Entries / Nations	Participants				Weather	Temperature (°C)
	Ranked	DNF	DSQ	DNS		
5 / 4	5	0	0	0	Partly cloudy	14

Legend:

DNF Did Not Finish **DNS** Did Not Start **DSQ** Disqualified

Final Results / Résultats finaux
 Women C5 Individual Time Trial

Rank	Race Number	Name	Nation Code	Intermediate Points		Final Time	Time Behind	Average Speed
				at 10.4km	at 20.5km			
1	439	STOREY Sarah	GBR	18:44.42 (1)	33:16.72 (1)	45:25.45 (1)	+0.00	39.494
					14:32.30 (1)	12:08.73 (1)		
2	437	GAUGAIN Heidi	FRA	19:31.88 (2)	34:27.77 (2)	47:02.23 (2)	+1:36.78	38.140
					14:55.89 (3)	12:34.46 (2)		
3	440	BRACHTENDORF Kerstin	GER	20:19.49 (3)	34:52.72 (3)	47:35.08 (3)	+2:09.63	37.701
					14:33.23 (2)	12:42.36 (3)		
4	431	FORSTER Alana	AUS	20:22.94 (4)	35:24.55 (4)	48:18.60 (4)	+2:53.15	37.135
					15:01.61 (4)	12:54.05 (4)		
5	438	NEWBERRY Morgan	GBR	20:45.93 (6)	36:12.56 (5)	49:32.06 (5)	+4:06.61	36.217
					15:26.63 (5)	13:19.50 (5)		
6	435	OSSA VELOZA Paula Andrea	COL	20:41.84 (5)	36:28.07 (6)	50:05.95 (6)	+4:40.50	35.809
					15:46.23 (6)	13:37.88 (6)		
7	433	LAW Jessica	CAN	22:12.68 (7)	38:17.89 (7)	52:30.72 (7)	+7:05.27	34.164
					16:05.21 (7)	14:12.83 (7)		
8	436	JUUL Mari-Liis	EST	23:37.66 (9)	42:01.32 (8)	57:21.40 (8)	+11:55.95	31.278
					18:23.66 (8)	15:20.08 (9)		
9	434	MORENO AVELLANEDA Martha Liliana	COL	23:11.86 (8)	46:00.22 (9)	1:01:10.46 (9)	+15:45.01	29.326
					22:48.36(10)	15:10.24 (8)		
10	432	VENTURA de ASSIS Fabiana	BRA	26:43.42(10)	46:14.21(10)	1:03:55.21 (10)	+18:29.76	28.066
					19:30.79 (9)	17:41.00 (10)		

Average Speed	Race Configuration	Total Race Distance
39.494km/h	Distance : 29.9km Total Elevation : 327m	29.9km

Participants					Weather	Temperature (°C)
Entries / Nations	Ranked	DNF	DSQ	DNS		
10 / 8	10	0	0	0	Partly cloudy	14

Legend:
DNF Did Not Finish **DNS** Did Not Start **DSQ** Disqualified

Final Results / Résultats finaux
 Women H3 Individual Time Trial

Rank	Race Number	Name	Nation Code	Intermediate Points at 9.4km	Final Time	Time Behind	Average Speed
1	475	ZEYEN-GILES Annika	GER	14:19.14 (1)	29:06.34 (1) 14:47.20 (1)	+0.00	38.755
2	471	PARKER Lauren	AUS	14:20.38 (2)	29:17.15 (2) 14:56.77 (2)	+10.81	38.517
3	474	VINCENT Anais	FRA	14:42.18 (3)	29:49.20 (3) 15:07.02 (3)	+42.86	37.827
4	473	MARTINS MALAVAZZI Jady	BRA	14:58.69 (4)	30:43.84 (4) 15:45.15 (4)	+1:37.50	36.706
5	477	OROSZOVA Anna	SVK	16:06.02 (5)	32:35.02 (5) 16:29.00 (5)	+3:28.68	34.619
6	472	GARCIA Mariana	BRA	16:25.28 (6)	33:37.66 (6) 17:12.38 (6)	+4:31.32	33.544
7	476	ALBERTSDOTTIR Arna	ISL	18:34.09 (7)	36:58.46 (7) 18:24.37 (7)	+7:52.12	30.508

Average Speed	Race Configuration	Total Race Distance
38.755km/h	Distance : 18.8km Total Elevation : 36m	18.8km

Participants					Weather	Temperature (°C)
Entries / Nations	Ranked	DNF	DSQ	DNS		
7 / 6	7	0	0	0	Partly cloudy	18

Legend:
DNF Did Not Finish **DNS** Did Not Start **DSQ** Disqualified

Final Results / Résultats finaux
 Women H4 Individual Time Trial

Rank	Race Number	Name	Nation Code	Intermediate Points at 9.4km	Final Time	Time Behind	Average Speed
1	491	MOSHKOVICH Svetlana	AUT	14:50.74 (1)	30:13.47 (1) 15:22.73 (2)	+0.00	37.321
2	492	WIBMER Cornelia	AUT	14:58.92 (2)	30:15.42 (2) 15:16.50 (1)	+1.95	37.281
3	495	DIERKESMANN Julia	GER	15:17.37 (4)	31:07.50 (3) 15:50.13 (3)	+54.03	36.241
4	497	JANSEN Jennette	NED	15:07.15 (3)	31:09.88 (4) 16:02.73 (5)	+56.41	36.195
5	500	STOCKLI Sandra	SUI	15:31.58 (6)	31:27.72 (5) 15:56.14 (4)	+1:14.25	35.853
6	496	RUFFATO Giulia	ITA	15:32.69 (7)	31:36.93 (6) 16:04.24 (6)	+1:23.46	35.679
7	494	DOUVILLE Kara	CAN	15:33.41 (8)	31:39.93 (7) 16:06.52 (7)	+1:26.46	35.622
8	498	TANGEN Suzanna	NOR	15:27.99 (5)	31:47.85 (8) 16:19.86 (9)	+1:34.38	35.474
9	499	FUHRER Sandra	SUI	15:43.54 (9)	32:02.66 (9) 16:19.12 (8)	+1:49.19	35.201
10	493	NOWACKI Josiane	BRA	15:52.71(10)	32:39.12 (10) 16:46.41 (10)	+2:25.65	34.546

Average Speed	Race Configuration	Total Race Distance
37.321km/h	Distance : 18.8km Total Elevation : 36m	18.8km

Entries / Nations	Participants				Weather	Temperature (°C)
	Ranked	DNF	DSQ	DNS		
10 / 8	10	0	0	0	Partly cloudy	18

Legend:
DNF Did Not Finish **DNS** Did Not Start **DSQ** Disqualified

Final Results / Résultats finaux
Women H5 Individual Time Trial

Rank	Race Number	Name	Nation Code	Intermediate Points at 9.4km	Final Time	Time Behind	Average Speed
1	513	HAENEN Chantal	NED	14:04.05 (1)	28:48.17 (1) 14:44.12 (1)	+0.00	39.163
2	511	ESKAU Andrea	GER	14:32.25 (2)	30:25.24 (2) 15:52.99 (2)	+1:37.07	37.080
3	512	VITELARU Ana Maria	ITA	15:50.50 (3)	32:41.32 (3) 16:50.82 (3)	+3:53.15	34.507

Average Speed	Race Configuration	Total Race Distance
39.163km/h	Distance : 18.8km Total Elevation : 36m	18.8km

Entries / Nations	Participants				Weather	Temperature (°C)
	Ranked	DNF	DSQ	DNS		
3 / 3	3	0	0	0	Partly cloudy	17

Legend:
DNF Did Not Finish **DNS** Did Not Start **DSQ** Disqualified

Final Results / Résultats finaux
Women C1 Individual Time Trial

Rank	Race Number	Name	Nation Code	Intermediate Points at 9.4km	Final Time	Time Behind	Average Speed
1	361	BROWN Frances	GBR	14:34.79 (1)	29:27.93 (1) 14:53.14 (1)	+0.00	38.282
2	362	TOFT Katie	GBR	16:33.33 (2)	33:37.35 (2) 17:04.02 (2)	+4:09.42	33.549

Average Speed	Race Configuration	Total Race Distance
38.282km/h	Distance : 18.8km Total Elevation : 36m	18.8km

Entries / Nations	Participants				Weather	Temperature (°C)
	Ranked	DNF	DSQ	DNS		
2 / 1	2	0	0	0	Partly cloudy	13

Legend:
DNF Did Not Finish **DNS** Did Not Start **DSQ** Disqualified

HOST PARTNERS:



MAIN PARTNERS:



OFFICIAL PARTNERS:



OFFICIAL SUPPLIERS:



Final Results / Résultats finaux
Women C2 Individual Time Trial

Rank	Race Number	Name	Nation Code	Intermediate Points at 9.4km	Final Time	Time Behind	Average Speed
1	378	RIGLING Flurina	SUI	13:09.17 (1)	26:45.60 (1) 13:36.43 (1)	+0.00	42.152
2	377	SCHRAGER Daphne	GBR	13:16.92 (2)	27:08.61 (2) 13:51.69 (2)	+23.01	41.557
3	376	CASS Amelia	GBR	14:23.90 (3)	29:02.86 (3) 14:38.96 (3)	+2:17.26	38.833
4	371	CLAYTON-GOODIE Tahlia	AUS	14:24.41 (4)	29:13.20 (4) 14:48.79 (4)	+2:27.60	38.604
5	374	MUNEVAR FLOREZ Daniela Carolina	COL	14:29.97 (5)	29:31.71 (5) 15:01.74 (5)	+2:46.11	38.200
6	379	JONES Allison	USA	14:42.81 (6)	29:52.44 (6) 15:09.63 (6)	+3:06.84	37.759
7	375	RIBAULT Christelle	FRA	16:14.22 (8)	32:54.00 (7) 16:39.78 (7)	+6:08.40	34.286
8	372	CUSTODIA da SILVA Sabrina	BRA	15:54.87 (7)	32:55.27 (8) 17:00.40 (9)	+6:09.67	34.264
9	373	de CAMARGO E BARBOSA Victoria Maria	BRA	16:29.86 (9)	33:26.63 (9) 16:56.77 (8)	+6:41.03	33.728

Average Speed	Race Configuration	Total Race Distance
42.152km/h	Distance : 18.8km Total Elevation : 36m	18.8km

Participants					Weather	Temperature (°C)
Entries / Nations	Ranked	DNF	DSQ	DNS		
9 / 7	9	0	0	0	Partly cloudy	13

Legend:
DNF Did Not Finish **DNS** Did Not Start **DSQ** Disqualified

Final Results / Résultats finaux
Women C3 Individual Time Trial

Rank	Race Number	Name	Nation Code	Intermediate Points at 9.4km	Final Time	Time Behind	Average Speed
1	396	BECK Anna	SWE	12:41.67 (1)	25:54.65 (1) 13:12.98 (1)	+0.00	43.534
2	397	WHITMORE Jamie	USA	14:04.33 (2)	28:36.20 (2) 14:31.87 (2)	+2:41.55	39.436
3	394	CABALLEROS PEREZ Paula	COL	14:05.19 (3)	28:46.18 (3) 14:40.99 (3)	+2:51.53	39.208
4	395	van den AARSENEN Aniek	NED	14:10.66 (4)	29:02.38 (4) 14:51.72 (4)	+3:07.73	38.843
5	391	MICKLE Emma	AUS	14:29.46 (5)	29:26.89 (5) 14:57.43 (5)	+3:32.24	38.305
6	393	PEMBLE Mel	CAN	15:01.42 (6)	30:10.81 (6) 15:09.39 (6)	+4:16.16	37.376
7	392	ANTUNES de PAIVA Amanda	BRA	15:42.30 (7)	31:54.52 (7) 16:12.22 (7)	+5:59.87	35.351

Average Speed	Race Configuration	Total Race Distance
43.534km/h	Distance : 18.8km Total Elevation : 36m	18.8km

Participants					Weather	Temperature (°C)
Entries / Nations	Ranked	DNF	DSQ	DNS		
7 / 7	7	0	0	0	Partly cloudy	13

Legend:
DNF Did Not Finish **DNS** Did Not Start **DSQ** Disqualified

Final Results / Résultats finaux
 Women T1 Individual Time Trial

Rank	Race Number	Name	Nation Code	Intermediate Points at 5.4km	Final Time	Time Behind	Average Speed
1	522	van SOEST Marieke	NED	9:57.61 (1)	20:51.44 (1) 10:53.83 (1)	+0.00	32.507
2	521	VEJVODOVA Pavlina	CZE	10:26.15 (2)	21:43.08 (2) 11:16.93 (2)	+51.64	31.218
3	523	MALZBENDER Eltje	NZL	11:46.09 (3)	24:08.50 (3) 12:22.41 (3)	+3:17.06	28.084
4	526	SAIPOVA Fotima	UZB	13:30.68 (4)	27:52.89 (4) 14:22.21 (4)	+7:01.45	24.317
5	524	MUMINOVA Zarifa	UZB	14:55.43 (5)	31:10.29 (5) 16:14.86 (5)	+10:18.85	21.751
6	525	PARDABOYEVA Marjona	UZB	15:37.65 (6)	33:18.52 (6) 17:40.87 (6)	+12:27.08	20.355

Average Speed	Race Configuration	Total Race Distance
32.507km/h	Distance : 11.3km Total Elevation : 13m	11.3km

Entries / Nations	Participants				Weather	Temperature (°C)
	Ranked	DNF	DSQ	DNS		
6 / 4	6	0	0	0	Partly cloudy	15

Legend:
DNF Did Not Finish **DNS** Did Not Start **DSQ** Disqualified

Final Results / Résultats finaux
 Women T2 Individual Time Trial

Rank	Race Number	Name	Nation Code	Intermediate Points at 5.4km	Final Time	Time Behind	Average Speed
1	534	van TILL Celine	SUI	9:02.89 (1)	18:34.30 (1) 9:31.41 (1)	+0.00	36.507
2	532	LUND Emma	DEN	9:10.91 (2)	18:58.51 (2) 9:47.60 (2)	+24.21	35.731
3	533	DREOCK-KASER Angelika	GER	9:53.25 (3)	20:41.52 (3) 10:48.27 (3)	+2:07.22	32.766
4	535	SEREDA Monica	USA	10:21.45 (4)	21:46.59 (4) 11:25.14 (4)	+3:12.29	31.134
5	531	COOKE Carol	AUS	11:32.94 (5)	24:01.08 (5) 12:28.14 (5)	+5:26.78	28.229

Average Speed	Race Configuration	Total Race Distance
36.507km/h	Distance : 11.3km Total Elevation : 13m	11.3km

Entries / Nations	Participants				Weather	Temperature (°C)
	Ranked	DNF	DSQ	DNS		
5 / 5	5	0	0	0	Partly cloudy	15

Legend:
DNF Did Not Finish **DNS** Did Not Start **DSQ** Disqualified

Final Results / Résultats finaux
Women H1 Individual Time Trial

Rank	Race Number	Name	Nation Code	Intermediate Points at 5.4km	Final Time	Time Behind	Average Speed
1	451	VOS van den BOUWHUIJSEN Manuela	ESP	17:02.70 (1)	33:58.83 (1) 16:56.13 (1)	+0.00	19.953
2	452	PASINI Luisa	ITA	20:28.32 (2)	41:03.73 (2) 20:35.41 (2)	+7:04.90	16.512

Average Speed	Race Configuration	Total Race Distance
19.953km/h	Distance : 11.3km Total Elevation : 13m	11.3km

Entries / Nations	Participants				Weather	Temperature (°C)
	Ranked	DNF	DSQ	DNS		
2 / 2	2	0	0	0	Partly cloudy	15

Legend:
DNF Did Not Finish **DNS** Did Not Start **DSQ** Disqualified

Final Results / Résultats finaux
Women H2 Individual Time Trial

Rank	Race Number	Name	Nation Code	Intermediate Points at 5.4km	Final Time	Time Behind	Average Speed
1	463	BRIM Katie	USA	9:07.28 (1)	18:54.04 (1)	+0.00	35.872
2	462	AMADEO Roberta	ITA	11:18.31 (2)	23:00.39 (2)	+4:06.35	29.470
3	461	DO ROSARIO GONCALVES Gilmara Sol	BRA	14:01.01 (3)	28:50.16 (3)	+9:56.12	23.512
					9:46.76 (1)		
					11:42.08 (2)		
					14:49.15 (3)		

Average Speed	Race Configuration	Total Race Distance
35.872km/h	Distance : 11.3km Total Elevation : 13m	11.3km

Entries / Nations	Participants				Weather	Temperature (°C)
	Ranked	DNF	DSQ	DNS		
3 / 3	3	0	0	0	Partly cloudy	15

Legend:
DNF Did Not Finish **DNS** Did Not Start **DSQ** Disqualified

Final Results / Résultats finaux
 Women B Road Race

Rank	Race Number	Name	Sport Class	Nation Code	Final Time	Time Behind
1	35	DUNLEVY Katie-George KELLY Linda	B PLT	IRL IRL	2:22:46	+0
2	34	UNWIN Sophie HOLL Jenny	B PLT	GBR GBR	2:24:09	+1:23
3	36	HEALION Josephine McCRYSTAL Eve	B PLT	IRL IRL	2:24:25	+1:39
4	39	KUTER Patrycja KORNASIEWICZ Katarzyna	B PLT	POL POL	2:25:28	+2:42
5	37	AGOSTINI Marianna GASPARINI Alice	B PLT	ITA ITA	"	"
6	32	FACHIE Lora HALL Corrine	B PLT	GBR GBR	2:29:33	+6:47
7	41	PUTYRA Dominika PRZEZAK Dorota	B PLT	POL POL	2:30:45	+7:59
8	40	ORZECHOWSKA Katarzyna WOJCIKIEWICZ-PLOTKOWIAK Kamila	B PLT	POL POL	2:31:58	+9:12
9	38	KAINAROVA Zhuldyz CHUGAY Ulyana	B PLT	KAZ KAZ	-1LAP	
10	31	CANOVAS GARCIA Bianca RODRIGUES MARINHO Lara	B PLT	BRA BRA	-2LAP	
	33	JORDAN Elizabeth KHAN Danielle	B PLT	GBR GBR	DNF	

Average Speed	Race Configuration	Total Race Distance
35.597km/h	Distance : 84.7km Total Elevation : 1197m	84.7km

Participants					Weather	Temperature (°C)
Entries / Nations	Ranked	DNF	DSQ	DNS		
11 / 6	10	1	0	0	Sunny	16

Legend:

DNF Did Not Finish **DNS** Did Not Start **DSQ** Disqualified
LAP Lapped **PLT** Pilot

Race Analysis / Analyse de la course
 Women B Road Race

After: Finish

Rank	Race Number	Name	Sport Class	Nation Code	Ptp Start 1		Ptp 1		Ptp 2		Ptp 3		Finish
					Lap 1	Lap 2	Lap 2	Lap 3	Lap 3	Lap 4			
1	35	DUNLEVY Katie-George KELLY Linda	B PLT	IRL IRL	25:24 (6)	50:03 (7)	1:15:49 (2)	1:38:42 (1)					2:22:46 +0
					+0	+51	+57	+0					
					1:48:04 (3)	1:57:22 (1)	2:06:06 (1)	2:14:20 (1)	+0	+0			
2	34	UNWIN Sophie HOLL Jenny	B PLT	GBR GBR	25:24 (8)	50:03 (6)	1:15:49 (4)	1:38:42 (2)					2:24:09 +1:23
					+0	+51	+57	+0					
					1:48:04 (1)	1:57:22 (2)	2:06:09 (2)	2:14:58 (2)	+3	+38			
3	36	HEALION Josephine McCRYSTAL Eve	B PLT	IRL IRL	25:24 (7)	49:12 (1)	1:14:52 (1)	1:38:42 (3)					2:24:25 +1:39
					+0	+0	+0	+0					
					1:48:04 (2)	1:57:22 (3)	2:06:09 (3)	2:15:10 (3)	+3	+50			
4	39	KUTER Patrycja KORNASIEWICZ Katarzyna	B PLT	POL POL	25:24 (2)	50:03 (2)	1:15:49 (3)	1:39:01 (5)					2:25:28 +2:42
					+0	+51	+57	+19					
					1:48:24 (4)	1:57:40 (5)	2:06:42 (5)	2:16:15 (5)	+36	+1:55			
5	37	AGOSTINI Marianna GASPARINI Alice	B PLT	ITA ITA	25:24 (5)	50:03 (4)	1:15:49 (5)	1:39:01 (4)					2:25:28 +2:42
					+0	+51	+57	+19					
					1:48:24 (5)	1:57:40 (4)	2:06:42 (4)	2:16:15 (4)	+36	+1:55			
6	32	FACHIE Lora HALL Corrine	B PLT	GBR GBR	25:24 (1)	50:03 (5)	1:15:49 (6)	1:40:31 (6)					2:29:33 +6:47
					+0	+51	+57	+1:49					
					1:50:27 (6)	2:00:21 (6)	2:09:57 (6)	2:19:46 (6)	+3:51	+5:26			
7	41	PUTYRA Dominika PRZEZAK Dorota	B PLT	POL POL	25:24 (4)	50:20 (8)	1:16:53 (7)	1:42:21 (8)					2:30:45 +7:59
					+0	+1:08	+2:01	+3:39					
					1:52:13 (8)	2:01:09 (7)	2:10:53 (7)	2:20:50 (7)	+4:47	+6:30			
8	40	ORZECHOWSKA Katarzyna WOJCIKIEWICZ-PLOTKOWI AK Kamila	B PLT	POL POL	25:24 (3)	50:03 (3)	1:16:53 (8)	1:42:21 (7)					2:31:58 +9:12
					+0	+51	+2:01	+3:39					
					1:52:13 (7)	2:01:32 (8)	2:11:42 (8)	2:22:04 (8)	+5:36	+7:44			
9	38	KAINAROVA Zhuldyz CHUGAY Ulyana	B PLT	KAZ KAZ	26:49 (10)	53:44 (10)	1:23:03 (10)	1:49:56 (9)					-1LAP
					+1:25	+4:32	+8:11	+11:14					
					2:00:21 (9)	2:10:22 (9)	2:21:05 (9)	2:31:56 (9)	+13:00	+17:36			

Race Analysis / Analyse de la course
 Women B Road Race

After: Finish

Rank	Race Number	Name	Sport Class	Nation Code	Ptp Start 1 Lap 1	Ptp 1 Lap 2	Ptp 2 Lap 3	Ptp 3 Lap 4	Finish
10	31	CANOVAS GARCIA Bianca RODRIGUES MARINHO Lara	B PLT	BRA BRA	28:55 (11) +3:31	57:01 (11) +7:49	1:27:35 (11) +12:43	1:55:45 (10) +17:03	-2LAP
					2:06:28 (10) +18:24	2:17:22 (10) +20:00	2:28:15 (10) +22:09		
	33	JORDAN Elizabeth KHAN Danielle	B PLT	GBR GBR	26:05 (9) +41	50:20 (9) +1:08	1:17:29 (9) +2:37		DNF

Timing Point	Ptp Start 1	Ptp 1	Ptp 2	Ptp 3	Lap 1	Lap 2	Lap 3	Lap 4	Lap 5
Race Distance	10.9km	26.8km	37.8km	53.3km	59.5km	65.7km	71.9km	78.1km	84.7km

Note:

Intermediate (lap) times are information recorded from transponders. Final time used for ranking at the end of the race is determined with photo-finish for all riders.

Legend:
DNF Did Not Finish **LAP** Lapped **PLT** Pilot
PTP Point-To-Point

Final Results / Résultats finaux
Women H1 Road Race

Rank	Race Number	Name	Nation Code	Final Time	Time Behind
1	452	PASINI Luisa	ITA	1:27:26	+0
2	451	VOS van den BOUWHUIJSEN Manuela	ESP	1:28:59	+1:33

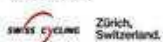
Average Speed	Race Configuration	Total Race Distance
26.077km/h	Distance : 19km Total Elevation : 308m	19.0km

Entries / Nations	Participants				Weather	Temperature (°C)
	Ranked	DNF	DSQ	DNS		
2 / 2	2	0	0	0	Light rain	14

Legend:

DNF Did Not Finish **DNS** Did Not Start **DSQ** Disqualified

HOST PARTNERS:



MAIN PARTNERS:



OFFICIAL PARTNERS:



OFFICIAL SUPPLIERS:



Race Analysis / Analyse de la course
Women H1 Road Race

After: Finish

Rank	Race Number	Name	Nation Code	Lap 1	Lap 2	Finish
1	452	PASINI Luisa	ITA	31:30 (1) +0	1:00:18 (1) +0	1:27:26 +0
2	451	VOS van den BOUWHUIJSEN Manuela	ESP	32:05 (2) +35	1:00:28 (2) +10	1:28:59 +1:33

Timing Point	Lap 1	Lap 2	Lap 3
Race Distance	6.6km	12.8km	19km

Note:

Intermediate (lap) times are information recorded from transponders. Final time used for ranking at the end of the race is determined with photo-finish for all riders.

Final Results / Résultats finaux
Women H2 Road Race

Rank	Race Number	Name	Nation Code	Final Time	Time Behind
1	463	BRIM Katie	USA	1:10:56	+0
2	462	AMADEO Roberta	ITA	-1LAP	
3	461	DO ROSARIO GONCALVES Gilmara Sol	BRA	-2LAP	

Average Speed	Race Configuration	Total Race Distance
32.143km/h	Distance : 38km Total Elevation : 308m	38.0km

Entries / Nations	Participants				Weather	Temperature (°C)
	Ranked	DNF	DSQ	DNS		
3 / 3	3	0	0	0	Light rain	14

Legend:
DNF Did Not Finish **DNS** Did Not Start **DSQ** Disqualified
LAP Lapped

Race Analysis / Analyse de la course
 Women H2 Road Race

After: Finish

Rank	Race Number	Name	Nation Code	Lap 1 Lap 5	Lap 2	Lap 3	Lap 4	Finish
1	463	BRIM Katie	USA	12:54 (1) +0 59:10 (1) +0	24:19 (1) +0	35:43 (1) +0	47:15 (1) +0	1:10:56 +0
2	462	AMADEO Roberta	ITA	17:51 (2) +4:57 1:24:09 (2) +24:59	34:01 (2) +9:42	50:10 (2) +14:27	1:07:07 (2) +19:52	-1LAP
3	461	DO ROSARIO GONCALVES Gilmara Sol	BRA	24:04 (3) +11:10	45:27 (3) +21:08	1:07:10 (3) +31:27	1:28:52 (3) +41:37	-2LAP

Timing Point	Lap 1	Lap 2	Lap 3	Lap 4	Lap 5	Lap 6
Race Distance	6.6km	12.8km	19km	25.2km	31.4km	38km

Note:

Intermediate (lap) times are information recorded from transponders. Final time used for ranking at the end of the race is determined with photo-finish for all riders.

Legend:

LAP Lapped

Final Results / Résultats finaux
Women H3 Road Race

Rank	Race Number	Name	Nation Code	Final Time	Time Behind
1	473	MARTINS MALAVAZZI Jady	BRA	1:10:11	+0
2	475	ZEYEN-GILES Annika	GER	"	"
3	474	VINCENT Anais	FRA	"	"
4	472	GARCIA Mariana	BRA	1:20:07	+9:56
5	477	OROSZOVA Anna	SVK	-1LAP	
6	476	ALBERTSDOTTIR Arna	ISL	-1LAP	

Average Speed	Race Configuration	Total Race Distance
32.486km/h	Distance : 38km Total Elevation : 308m	38.0km

Entries / Nations	Participants				Weather	Temperature (°C)
	Ranked	DNF	DSQ	DNS		
6 / 5	6	0	0	0	Light rain	14

Legend:
DNF Did Not Finish **DNS** Did Not Start **DSQ** Disqualified
LAP Lapped

Race Analysis / Analyse de la course
 Women H3 Road Race

After: Finish

Rank	Race Number	Name	Nation Code	Lap 1 Lap 5	Lap 2	Lap 3	Lap 4	Finish
1	473	MARTINS MALAVAZZI Jady	BRA	12:17 (1) +0 58:40 (1) +0	23:28 (1) +0	34:57 (1) +0	46:38 (2) +0	1:10:11 +0
2	475	ZEYEN-GILES Annika	GER	12:17 (2) +0 58:40 (2) +0	23:29 (2) +1	34:57 (2) +0	46:38 (1) +0	1:10:11 +0
3	474	VINCENT Anais	FRA	12:17 (3) +0 58:42 (3) +2	23:29 (3) +1	34:57 (3) +0	46:38 (3) +0	1:10:11 +0
4	472	GARCIA Mariana	BRA	13:45 (4) +1:28 1:06:47 (4) +8:07	26:24 (4) +2:56	39:50 (4) +4:53	52:33 (4) +5:55	1:20:07 +9:56
5	477	OROSZOVA Anna	SVK	14:19 (5) +2:02 1:10:37 (5) +11:57	27:51 (5) +4:23	42:01 (5) +7:04	56:15 (5) +9:37	-1LAP
6	476	ALBERTSDOTTIR Arna	ISL	15:14 (6) +2:57 1:12:03 (6) +13:23	29:46 (6) +6:18	44:10 (6) +9:13	58:43 (6) +12:05	-1LAP

Timing Point	Lap 1	Lap 2	Lap 3	Lap 4	Lap 5	Lap 6
Race Distance	6.6km	12.8km	19km	25.2km	31.4km	38km

Note:

Intermediate (lap) times are information recorded from transponders. Final time used for ranking at the end of the race is determined with photo-finish for all riders.

Legend:

LAP Lapped

Final Results / Résultats finaux
 Women H4 Road Race

Rank	Race Number	Name	Nation Code	Final Time	Time Behind
1	497	JANSEN Jennette	NED	1:10:12	+0
2	492	WIBMER Cornelia	AUT	1:10:14	+2
3	499	FUHRER Sandra	SUI	1:10:27	+15
4	491	MOSHKOVICH Svetlana	AUT	1:11:50	+1:38
5	498	TANGEN Suzanna	NOR	1:13:31	+3:19
6	494	DOUVILLE Kara	CAN	1:14:07	+3:55
7	495	DIERKESMANN Julia	GER	1:14:10	+3:58
8	493	NOWACKI Josiane	BRA	1:16:02	+5:50
9	496	RUFFATO Giulia	ITA	1:17:07	+6:55
	500	STOCKLI Sandra	SUI	DNF	

Average Speed	Race Configuration	Total Race Distance
32.479km/h	Distance : 38km Total Elevation : 308m	38.0km

Entries / Nations	Participants				Weather	Temperature (°C)
	Ranked	DNF	DSQ	DNS		
10 / 8	9	1	0	0	Light rain	14

Legend:
DNF Did Not Finish **DNS** Did Not Start **DSQ** Disqualified

Race Analysis / Analyse de la course
 Women H4 Road Race

After: Finish

Rank	Race Number	Name	Nation Code	Lap 1 Lap 5	Lap 2	Lap 3	Lap 4	Finish
1	497	JANSEN Jennette	NED	12:18 (2) +0 58:41 (2) +0	23:28 (2) +0	34:57 (1) +0	46:38 (1) +0	1:10:12 +0
2	492	WIBMER Cornelia	AUT	12:18 (1) +0 58:41 (3) +0	23:28 (3) +0	34:57 (2) +0	46:38 (3) +0	1:10:14 +2
3	499	FUHRER Sandra	SUI	12:20 (4) +2 58:41 (1) +0	23:28 (4) +0	34:57 (4) +0	46:38 (4) +0	1:10:27 +15
4	491	MOSHKOVICH Svetlana	AUT	12:20 (5) +2 59:09 (4) +28	23:28 (1) +0	34:57 (3) +0	46:38 (2) +0	1:11:50 +1:38
5	498	TANGEN Suzanna	NOR	12:20 (3) +2 1:00:42 (5) +2:01	23:28 (5) +0	35:29 (5) +32	47:56 (5) +1:18	1:13:31 +3:19
6	494	DOUVILLE Kara	CAN	13:18 (7) +1:00 1:02:17 (7) +3:36	25:37 (6) +2:09	37:45 (6) +2:48	50:06 (7) +3:28	1:14:07 +3:55
7	495	DIERKESMANN Julia	GER	13:44 (9) +1:26 1:02:17 (6) +3:36	25:51 (7) +2:23	37:57 (7) +3:00	50:06 (6) +3:28	1:14:10 +3:58
8	493	NOWACKI Josiane	BRA	13:35 (8) +1:17 1:03:49 (8) +5:08	25:54 (8) +2:26	38:30 (8) +3:33	51:09 (8) +4:31	1:16:02 +5:50
9	496	RUFFATO Giulia	ITA	14:12 (10) +1:54 1:04:46 (9) +6:05	26:59 (9) +3:31	39:49 (9) +4:52	52:13 (9) +5:35	1:17:07 +6:55
	500	STOCKLI Sandra	SUI	13:18 (6) +1:00				DNF

Race Analysis / Analyse de la course
Women H4 Road Race

After: Finish

Rank	Race Number	Name	Nation Code	Lap 1 Lap 5	Lap 2	Lap 3	Lap 4	Finish
------	-------------	------	-------------	----------------	-------	-------	-------	--------

Timing Point	Lap 1	Lap 2	Lap 3	Lap 4	Lap 5	Lap 6
Race Distance	6.6km	12.8km	19km	25.2km	31.4km	38km

Note:
Intermediate (lap) times are information recorded from transponders. Final time used for ranking at the end of the race is determined with photo-finish for all riders.

Legend:
DNF Did Not Finish

Final Results / Résultats finaux
Women H5 Road Race

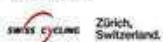
Rank	Race Number	Name	Nation Code	Final Time	Time Behind
1	513	HAENEN Chantal	NED	1:12:54	+0
2	512	VITELARU Ana Maria	ITA	"	"
3	511	ESKAU Andrea	GER	1:18:31	+5:37

Average Speed	Race Configuration	Total Race Distance
31.276km/h	Distance : 38km Total Elevation : 308m	38.0km

Entries / Nations	Participants				Weather	Temperature (°C)
	Ranked	DNF	DSQ	DNS		
3 / 3	3	0	0	0	Light rain	14

Legend:
DNF Did Not Finish **DNS** Did Not Start **DSQ** Disqualified

HOST PARTNERS:



MAIN PARTNERS:



OFFICIAL PARTNERS:



OFFICIAL SUPPLIERS:



Race Analysis / Analyse de la course
 Women H5 Road Race

After: Finish

Rank	Race Number	Name	Nation Code	Lap 1 Lap 5	Lap 2	Lap 3	Lap 4	Finish
1	513	HAENEN Chantal	NED				47:34 (1) +0	1:12:54 +0
2	512	VITELARU Ana Maria	ITA	12:12 (1) +0 1:00:39 (1) +0	23:56 (1) +0	35:53 (1) +0	47:34 (1) +0	1:12:54 +0
3	511	ESKAU Andrea	GER	12:19 (2) +7 1:07:13 (2) +6:34	23:56 (2) +0	43:17 (2) +7:24	55:31 (3) +7:57	1:18:31 +5:37

Timing Point	Lap 1	Lap 2	Lap 3	Lap 4	Lap 5	Lap 6
Race Distance	6.6km	12.8km	19km	25.2km	31.4km	38km

Note:

Intermediate (lap) times are information recorded from transponders. Final time used for ranking at the end of the race is determined with photo-finish for all riders.

Final Results / Résultats finaux
Women T1 Road Race

Rank	Race Number	Name	Nation Code	Final Time	Time Behind
1	522	van SOEST Marieke	NED	1:03:52	+0
2	521	VEJVODOVA Pavlina	CZE	1:15:41	+11:49
3	523	MALZBENDER Eltje	NZL	-1LAP	
4	526	SAIPOVA Fotima	UZB	-1LAP	
5	524	MUMINOVA Zarifa	UZB	-2LAP	
6	525	PARDABOYEVA Marjona	UZB	-2LAP	

Average Speed	Race Configuration	Total Race Distance
29.875km/h	Distance : 31.8km Total Elevation : 257m	31.8km

Entries / Nations	Participants				Weather	Temperature (°C)
	Ranked	DNF	DSQ	DNS		
6 / 4	6	0	0	0	Partly cloudy	16

Legend:

DNF Did Not Finish **DNS** Did Not Start **DSQ** Disqualified
LAP Lapped

HOST PARTNERS:



MAIN PARTNERS:



OFFICIAL PARTNERS:



OFFICIAL SUPPLIERS:



Race Analysis / Analyse de la course
Women T1 Road Race

After: Finish

Rank	Race Number	Name	Nation Code	Lap 1	Lap 2	Lap 3	Lap 4	Finish
1	522	van SOEST Marieke	NED	13:44 (1) +0	26:04 (1) +0	38:44 (1) +0	51:22 (1) +0	1:03:52 +0
2	521	VEJVODOVA Pavlina	CZE	15:51 (2) +2:07	30:24 (2) +4:20	45:35 (2) +6:51	1:00:44 (2) +9:22	1:15:41 +11:49
3	523	MALZBENDER Eltje	NZL	18:20 (3) +4:36	35:31 (3) +9:27	52:29 (3) +13:45	1:12:18 (3) +20:56	-1LAP
4	526	SAIPOVA Fotima	UZB	22:28 (4) +8:44	42:01 (4) +15:57	1:01:38 (4) +22:54	1:21:39 (4) +30:17	-1LAP
5	524	MUMINOVA Zarifa	UZB	22:30 (5) +8:46	43:12 (5) +17:08	1:05:09 (5) +26:25		-2LAP
6	525	PARDABOYEVA Marjona	UZB	23:09 (6) +9:25	45:08 (6) +19:04	1:07:13 (6) +28:29		-2LAP

Timing Point	Lap 1	Lap 2	Lap 3	Lap 4	Lap 5
Race Distance	6.6km	12.8km	19km	25.2km	31.8km

Note:

Intermediate (lap) times are information recorded from transponders. Final time used for ranking at the end of the race is determined with photo-finish for all riders.

Legend:

LAP Lapped

Final Results / Résultats finaux
 Women T2 Road Race

Rank	Race Number	Name	Nation Code	Final Time	Time Behind
1	532	LUND Emma	DEN	1:02:45	+0
2	534	van TILL Celine	SUI	1:03:45	+1:00
3	533	DREOCK-KASER Angelika	GER	1:08:52	+6:07
4	535	SEREDA Monica	USA	1:11:56	+9:11

Average Speed	Race Configuration	Total Race Distance
30.406km/h	Distance : 31.8km Total Elevation : 257m	31.8km

Entries / Nations	Participants				Weather	Temperature (°C)
	Ranked	DNF	DSQ	DNS		
4 / 4	4	0	0	0	Partly cloudy	16

Legend:
DNF Did Not Finish **DNS** Did Not Start **DSQ** Disqualified

Race Analysis / Analyse de la course
Women T2 Road Race

After: Finish

Rank	Race Number	Name	Nation Code	Lap 1	Lap 2	Lap 3	Lap 4	Finish
1	532	LUND Emma	DEN	13:43 (1) +0	26:04 (1) +0	38:38 (1) +0	50:42 (1) +0	1:02:45 +0
2	534	van TILL Celine	SUI	13:43 (2) +0	26:04 (2) +0	38:43 (2) +5	51:21 (2) +39	1:03:45 +1:00
3	533	DREOCK-KASER Angelika	GER	13:48 (4) +5	27:29 (3) +1:25	41:21 (3) +2:43	55:21 (3) +4:39	1:08:52 +6:07
4	535	SEREDA Monica	USA	13:43 (3) +0	27:48 (4) +1:44	42:27 (4) +3:49	57:22 (4) +6:40	1:11:56 +9:11

Timing Point	Lap 1	Lap 2	Lap 3	Lap 4	Lap 5
Race Distance	6.6km	12.8km	19km	25.2km	31.8km

Note:

Intermediate (lap) times are information recorded from transponders. Final time used for ranking at the end of the race is determined with photo-finish for all riders.

HOST PARTNERS:



MAIN PARTNERS:



OFFICIAL PARTNERS:



OFFICIAL SUPPLIERS:



Final Results / Résultats finaux
Women C1 Road Race

Rank	Race Number	Name	Nation Code	Final Time	Time Behind
1	361	BROWN Frances	GBR	1:38:02	+0
	362	TOFT Katie	GBR	DNS	

Average Speed	Race Configuration	Total Race Distance
34.580km/h	Distance : 56.5km Total Elevation : 462m	56.5km

Entries / Nations	Participants				Weather	Temperature (°C)
	Ranked	DNF	DSQ	DNS		
2 / 1	1	0	0	1	Heavy rain	10

Legend:

DNF Did Not Finish **DNS** Did Not Start **DSQ** Disqualified

HOST PARTNERS:



MAIN PARTNERS:



OFFICIAL PARTNERS:



OFFICIAL SUPPLIERS:



Race Analysis / Analyse de la course
 Women C1 Road Race

After: Finish

Rank	Race Number	Name	Nation Code	Lap 1		Lap 2		Lap 3		Lap 4		Finish
					Lap 5	Lap 6	Lap 7	Lap 8				
1	361	BROWN Frances	GBR	11:58	(1)	22:32	(1)	33:17	(1)	43:53	(1)	1:38:02
				+0		+0		+0		+0		+0
				54:38	(1)	1:04:47	(1)	1:15:40	(1)	1:26:45	(1)	
				+0		+0		+0		+0		
	362	TOFT Katie	GBR									DNS

Timing Point	Lap 1	Lap 2	Lap 3	Lap 4	Lap 5	Lap 6	Lap 7	Lap 8	Lap 9
Race Distance	6.6km	12.8km	19km	25.2km	31.4km	37.6km	43.8km	50km	56.5km

Note:

Intermediate (lap) times are information recorded from transponders. Final time used for ranking at the end of the race is determined with photo-finish for all riders.

Legend:
DNS Did Not Start

MOST PARTNERS:



MAIN PARTNERS:



OFFICIAL PARTNERS:



OFFICIAL SUPPLIERS:



Final Results / Résultats finaux
 Women C2 Road Race

Rank	Race Number	Name	Nation Code	Final Time	Time Behind
1	378	RIGLING Flurina	SUI	1:34:47	+0
2	377	SCHRAGER Daphne	GBR	1:37:50	+3:03
3	374	MUNEVAR FLOREZ Daniela Carolina	COL	"	"
4	376	CASS Amelia	GBR	"	"
5	379	JONES Allison	USA	1:40:32	+5:45
6	375	RIBAUT Christelle	FRA	1:44:53	+10:06
7	371	CLAYTON-GOODIE Tahlia	AUS	1:44:56	+10:09
8	373	de CAMARGO E BARBOSA Victoria Maria	BRA	-1LAP	
9	372	CUSTODIA da SILVA Sabrina	BRA	-1LAP	

Average Speed	Race Configuration	Total Race Distance
35.766km/h	Distance : 56.5km Total Elevation : 462m	56.5km

Entries / Nations	Participants				Weather	Temperature (°C)
	Ranked	DNF	DSQ	DNS		
9 / 7	9	0	0	0	Light rain	10

Legend:

DNF Did Not Finish **DNS** Did Not Start **DSQ** Disqualified
LAP Lapped

Race Analysis / Analyse de la course
Women C2 Road Race

After: Finish

Rank	Race Number	Name	Nation Code	Lap 1		Lap 2		Lap 3		Lap 4		Finish
				Lap 5	Lap 6	Lap 7	Lap 8					
1	378	RIGLING Flurina	SUI	11:56 +0 54:37 +0	(5) (1)	22:31 +0 1:04:34 +0	(3) (1)	33:16 +0 1:14:37 +0	(5) (1)	43:52 +0 1:24:40 +0	(2) (1)	1:34:47 +0
2	377	SCHRAGER Daphne	GBR	11:56 +0 54:37 +0	(2) (2)	22:31 +0 1:04:45 +11	(2) (2)	33:16 +0 1:15:39 +1:02	(2) (4)	43:52 +0 1:26:44 +2:04	(1) (4)	1:37:50 +3:03
3	374	MUNEVAR FLOREZ Daniela Carolina	COL	11:56 +0 54:39 +2	(4) (4)	22:31 +0 1:04:45 +11	(5) (4)	33:16 +0 1:15:39 +1:02	(3) (3)	43:52 +0 1:26:44 +2:04	(6) (3)	1:37:50 +3:03
4	376	CASS Amelia	GBR	11:56 +0 54:39 +2	(1) (3)	22:31 +0 1:04:45 +11	(1) (3)	33:16 +0 1:15:39 +1:02	(4) (2)	43:52 +0 1:26:44 +2:04	(3) (2)	1:37:50 +3:03
5	379	JONES Allison	USA	11:56 +0 54:42 +5	(7) (5)	22:31 +0 1:05:56 +1:22	(4) (5)	33:16 +0 1:17:22 +2:45	(1) (5)	43:52 +0 1:28:49 +4:09	(4) (5)	1:40:32 +5:45
6	375	RIBAUTL Christelle	FRA	11:56 +0 54:42 +5	(3) (6)	22:31 +0 1:07:10 +2:36	(6) (6)	33:16 +0 1:19:52 +5:15	(6) (6)	43:52 +0 1:32:34 +7:54	(5) (6)	1:44:53 +10:06
7	371	CLAYTON-GOODIE Tahlia	AUS	11:56 +0 56:20 +1:43	(6) (7)	22:31 +0 1:09:02 +4:28	(8) (7)	33:16 +0 1:21:30 +6:53	(7) (7)	44:32 +40 1:33:05 +8:25	(7) (7)	1:44:56 +10:09
8	373	de CAMARGO E BARBOSA Victoria Maria	BRA	11:56 +0 57:48 +3:11	(9) (8)	22:31 +0 1:10:45 +6:11	(7) (8)	33:16 +0 1:23:54 +9:17	(8) (8)	44:58 +1:06 1:36:44 +12:04	(8) (8)	-1LAP
9	372	CUSTODIA da SILVA Sabrina	BRA	11:56 +0 1:02:28 +7:51	(8) (9)	22:31 +0 1:15:10 +10:36	(9) (9)	35:10 +1:54 1:29:16 +14:39	(9) (9)	49:01 +5:09 1:42:58 +18:18	(9) (9)	-1LAP

Race Analysis / Analyse de la course
Women C2 Road Race

After: Finish

Rank	Race Number	Name	Nation Code	Lap 1 Lap 5	Lap 2 Lap 6	Lap 3 Lap 7	Lap 4 Lap 8	Finish
------	-------------	------	-------------	----------------	----------------	----------------	----------------	--------

Timing Point	Lap 1	Lap 2	Lap 3	Lap 4	Lap 5	Lap 6	Lap 7	Lap 8	Lap 9
Race Distance	6.6km	12.8km	19km	25.2km	31.4km	37.6km	43.8km	50km	56.5km

Note:
Intermediate (lap) times are information recorded from transponders. Final time used for ranking at the end of the race is determined with photo-finish for all riders.

Legend:
LAP Lapped

Final Results / Résultats finaux
Women C3 Road Race

Rank	Race Number	Name	Nation Code	Final Time	Time Behind
1	395	van den AARSSSEN Aniek	NED	1:37:48	+0
2	394	CABALLEROS PEREZ Paula	COL	1:37:49	+1
3	397	WHITMORE Jamie	USA	1:37:50	+2
4	391	MICKLE Emma	AUS	1:41:12	+3:24
5	393	PEMBLE Mel	CAN	1:43:31	+5:43
6	392	ANTUNES de PAIVA Amanda	BRA	-1LAP	

Average Speed	Race Configuration	Total Race Distance
34.663km/h	Distance : 56.5km Total Elevation : 462m	56.5km

Entries / Nations	Participants				Weather	Temperature (°C)
	Ranked	DNF	DSQ	DNS		
6 / 6	6	0	0	0	Light rain	10

Legend:
DNF Did Not Finish **DNS** Did Not Start **DSQ** Disqualified
LAP Lapped

Race Analysis / Analyse de la course
Women C3 Road Race

After: Finish

Rank	Race Number	Name	Nation Code	Lap 1		Lap 2		Lap 3		Lap 4		Finish
					Lap 5	Lap 6	Lap 7	Lap 8				
1	395	van den AARSEN Aniek	NED	11:57 +0	(4) 54:38 +0	22:31 +0	(2) 1:04:45 +0	33:16 +0	(2) 1:15:39 +0	43:53 +0	(2) 1:26:44 +0	1:37:48 +0
2	394	CABALLEROS PEREZ Paula	COL	11:57 +0	(3) 54:38 +0	22:31 +0	(4) 1:04:45 +0	33:16 +0	(3) 1:15:39 +0	43:53 +0	(3) 1:26:44 +0	1:37:49 +1
3	397	WHITMORE Jamie	USA	11:57 +0	(1) 54:38 +0	22:31 +0	(1) 1:04:45 +0	33:16 +0	(1) 1:15:39 +0	43:53 +0	(1) 1:26:44 +0	1:37:50 +2
4	391	MICKLE Emma	AUS	11:57 +0	(2) 55:54 +1:16	22:31 +0	(5) 1:07:10 +2:25	33:16 +0	(5) 1:18:32 +2:53	44:55 +1:02	(5) 1:29:52 +3:08	1:41:12 +3:24
5	393	PEMBLE Mel	CAN	11:57 +0	(6) 54:38 +0	22:31 +0	(3) 1:06:15 +1:30	33:16 +0	(4) 1:18:32 +2:53	43:53 +0	(4) 1:30:55 +4:11	1:43:31 +5:43
6	392	ANTUNES de PAIVA Amanda	BRA	11:57 +0	(5) 1:02:28 +7:50	22:31 +0	(6) 1:15:03 +10:18	35:58 +2:42	(6) 1:27:14 +11:35	48:50 +4:57	(6) 1:39:38 +12:54	-1LAP

Timing Point	Lap 1	Lap 2	Lap 3	Lap 4	Lap 5	Lap 6	Lap 7	Lap 8	Lap 9
Race Distance	6.6km	12.8km	19km	25.2km	31.4km	37.6km	43.8km	50km	56.5km

Note:
Intermediate (lap) times are information recorded from transponders. Final time used for ranking at the end of the race is determined with photo-finish for all riders.

Legend:
LAP Lapped

Final Results / Résultats finaux
Women C4 Road Race

Rank	Race Number	Name	Nation Code	Final Time	Time Behind
1	413	BOSCO Samantha	USA	2:02:33	+0
2	412	MATILE-DORIG Franziska	SUI	2:03:17	+44
3	411	ALENCON Katell	FRA	-1LAP	
4	414	CHERNIAK TYSON Andrea	USA	-1LAP	
	415	NURILLAEVA Kamola	UZB	DNF	

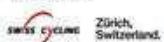
Average Speed	Race Configuration	Total Race Distance
34.370km/h	Distance : 70.2km Total Elevation : 829m	70.2km

Entries / Nations	Participants				Weather	Temperature (°C)
	Ranked	DNF	DSQ	DNS		
5 / 4	4	1	0	0	Light rain	10

Legend:

DNF Did Not Finish **DNS** Did Not Start **DSQ** Disqualified
LAP Lapped

HOST PARTNERS:



MAIN PARTNERS:



OFFICIAL PARTNERS:



OFFICIAL SUPPLIERS:



Race Analysis / Analyse de la course
 Women C4 Road Race

After: Finish

Rank	Race Number	Name	Nation Code	Ptp Start 1		Ptp 1		Lap 1		Lap 2		Finish
				Lap 3	Lap 4	Lap 5	Lap 6					
1	413	BOSCO Samantha	USA	24:38 (1)	50:37 (2)	1:00:34 (2)	1:10:50 (2)	2:02:33	+0			
				+0	+55	+55	+54					
				1:21:06 (2)	1:31:38 (2)	1:41:52 (2)	1:52:18 (2)					
				+47	+39	+10	+0					
2	412	MATILE-DORIG Franziska	SUI	24:38 (2)	49:42 (1)	59:39 (1)	1:09:56 (1)	2:03:17	+44			
				+0	+0	+0	+0					
				1:20:19 (1)	1:30:59 (1)	1:41:42 (1)	1:52:18 (1)					
				+0	+0	+0	+0					
3	411	ALENCON Katell	FRA	27:08 (3)	55:09 (3)	1:06:45 (3)	1:18:00 (3)	-1LAP				
				+2:30	+5:27	+7:06	+8:04					
				1:29:34 (3)	1:41:13 (3)	1:52:26 (3)	2:03:41 (3)					
				+9:15	+10:14	+10:44	+11:23					
4	414	CHERNAK TYSON Andrea	USA	28:32 (4)	56:49 (4)	1:08:09 (4)	1:19:45 (4)	-1LAP				
				+3:54	+7:07	+8:30	+9:49					
				1:31:27 (4)	1:43:09 (4)	1:55:04 (4)	2:07:03 (4)					
				+11:08	+12:10	+13:22	+14:45					
	415	NURILLAEVA Kamola	UZB	38:55 (5)							DNF	
				+14:17								

Timing Point	Ptp Start 1	Ptp 1	Lap 1	Lap 2	Lap 3	Lap 4	Lap 5	Lap 6	Lap 7
Race Distance	10.6km	26.5km	32.6km	38.8km	45km	51.2km	57.5km	63.7km	70.2km

Note:

Intermediate (lap) times are information recorded from transponders. Final time used for ranking at the end of the race is determined with photo-finish for all riders.

Legend:
DNF Did Not Finish **LAP** Lapped **PTP** Point-To-Point

Final Results / Résultats finaux
Women C5 Road Race

Rank	Race Number	Name	Nation Code	Final Time	Time Behind
1	439	STOREY Sarah	GBR	1:55:28	+0
2	438	NEWBERRY Morgan	GBR	2:02:37	+7:09
3	431	FORSTER Alana	AUS	2:03:17	+7:49
4	435	OSSA VELOZA Paula Andrea	COL	2:05:06	+9:38
5	440	BRACHTENDORF Kerstin	GER	-1LAP	
6	433	LAW Jessica	CAN	-1LAP	
7	434	MORENO AVELLANEDA Martha Liliana	COL	-2LAP	
8	436	JUUL Mari-Liis	EST	-2LAP	
9	432	VENTURA de ASSIS Fabiana	BRA	-2LAP	

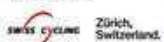
Average Speed	Race Configuration	Total Race Distance
36.478km/h	Distance : 70.2km Total Elevation : 829m	70.2km

Entries / Nations	Participants				Weather	Temperature (°C)
	Ranked	DNF	DSQ	DNS		
9 / 7	9	0	0	0	Light rain	10

Legend:

DNF Did Not Finish **DNS** Did Not Start **DSQ** Disqualified
LAP Lapped

HOST PARTNERS:



MAIN PARTNERS:



OFFICIAL PARTNERS:



OFFICIAL SUPPLIERS:



Race Analysis / Analyse de la course
 Women C5 Road Race

After: Finish

Rank	Race Number	Name	Nation Code	Ptp Start 1		Ptp 1		Lap 1		Lap 2		Finish
				Lap 3	Lap 4	Lap 3	Lap 4	Lap 5	Lap 6			
1	439	STOREY Sarah	GBR	22:47 (1)	47:35 (1)	57:10 (1)	1:07:01 (1)	1:16:44 (1)	1:26:30 (1)	1:36:13 (1)	1:45:53 (1)	1:55:28 +0
				+0	+0	+0	+0	+0	+0	+0	+0	
2	438	NEWBERRY Morgan	GBR	24:39 (2)	50:37 (2)	1:00:34 (2)	1:10:49 (2)	1:21:06 (2)	1:31:38 (2)	1:41:53 (2)	1:52:18 (2)	2:02:37 +7:09
				+1:52	+3:02	+3:24	+3:48	+4:22	+5:08	+5:40	+6:25	
3	431	FORSTER Alana	AUS	25:21 (3)	51:58 (3)	1:02:28 (3)	1:12:50 (3)	1:23:02 (3)	1:33:13 (3)	1:43:20 (3)	1:53:29 (3)	2:03:17 +7:49
				+2:34	+4:23	+5:18	+5:49	+6:18	+6:43	+7:07	+7:36	
4	435	OSSA VELOZA Paula Andrea	COL	26:22 (5)	52:25 (4)	1:02:45 (5)	1:13:09 (5)	1:23:02 (4)	1:33:13 (4)	1:43:20 (4)	1:54:05 (4)	2:05:06 +9:38
				+3:35	+4:50	+5:35	+6:08	+6:18	+6:43	+7:07	+8:12	
5	440	BRACHTENDORF Kerstin	GER	26:22 (4)	52:25 (5)	1:02:45 (4)	1:13:09 (4)	1:23:37 (5)	1:34:41 (5)	1:45:56 (5)	1:57:14 (5)	-1LAP
				+3:35	+4:50	+5:35	+6:08	+6:53	+8:11	+9:43	+11:21	
6	433	LAW Jessica	CAN	27:09 (6)	55:08 (6)	1:06:45 (6)	1:17:59 (6)	1:29:34 (6)	1:41:14 (6)	1:52:26 (6)	2:03:38 (6)	-1LAP
				+4:22	+7:33	+9:35	+10:58	+12:50	+14:44	+16:13	+17:45	
7	434	MORENO AVELLANEDA Martha Liliana	COL	27:30 (7)	57:23 (7)	1:09:17 (7)	1:21:00 (7)	1:33:05 (7)	1:45:27 (7)	1:57:21 (7)	2:09:59 (7)	-2LAP
				+4:43	+9:48	+12:07	+13:59	+16:21	+18:57	+21:08	+23:59	
8	436	JUUL Mari-Liis	EST	29:39 (8)	1:01:54 (8)	1:13:34 (8)	1:25:36 (8)	1:37:30 (8)	1:49:27 (8)	2:00:47 (8)	2:12:46 (8)	-2LAP
				+6:52	+14:19	+16:24	+18:35	+20:46	+22:57	+24:34	+26:45	
9	432	VENTURA de ASSIS Fabiana	BRA	32:18 (9)	1:03:41 (9)	1:16:17 (9)	1:29:05 (9)	1:42:00 (9)	1:55:02 (9)	2:07:39 (9)	2:20:04 (9)	-2LAP
				+9:31	+16:06	+19:07	+22:04	+25:16	+28:32	+31:26	+34:20	

Race Analysis / Analyse de la course
Women C5 Road Race

After: Finish

Rank	Race Number	Name	Nation Code	Ptp Start 1 Lap 3	Ptp 1 Lap 4	Lap 1 Lap 5	Lap 2 Lap 6	Finish
------	-------------	------	-------------	----------------------	----------------	----------------	----------------	--------

Timing Point	Ptp Start 1	Ptp 1	Lap 1	Lap 2	Lap 3	Lap 4	Lap 5	Lap 6	Lap 7
Race Distance	10.6km	26.5km	32.6km	38.8km	45km	51.2km	57.5km	63.7km	70.2km

Note:
Intermediate (lap) times are information recorded from transponders. Final time used for ranking at the end of the race is determined with photo-finish for all riders.

Legend:
LAP Lapped **PTP** Point-To-Point

Final Results / Résultats finaux
Mixed H Team Relay

REVISED
21 SEP 18:03

Rank	Race Number	Nation Name	Sport Class	Gender	Lap	Time	Time Behind
1	8	FRA - France				24:55	
Round 1	238	QUAILE Johan	H3	M	2:14 (2)	2:14 (2)	
	213	JOUANNY Florian	H2	M	3:03 (6)	5:17 (5)	
	274	FRITSCH Joseph	H4	M	2:36 (1)	7:53 (1)	
Round 2	238	QUAILE Johan	H3	M	2:44 (3)	10:38 (1)	
	213	JOUANNY Florian	H2	M	3:07 (6)	13:46 (3)	
	274	FRITSCH Joseph	H4	M	2:38 (1)	16:24 (1)	
Round 3	238	QUAILE Johan	H3	M	2:44 (2)	19:09 (1)	
	213	JOUANNY Florian	H2	M	3:05 (5)	22:15 (2)	
	274	FRITSCH Joseph	H4	M	2:40 (1)	24:55 (1)	
2	4	ITA - Italy				25:03	+7
Round 1	244	MESTRONI Federico	H3	M	2:16 (3)	2:16 (3)	
	216	MAZZONE Luca	H2	M	3:05 (7)	5:22 (7)	
	243	CORTINI Davide	H3	M	2:41 (2)	8:03 (3)	
Round 2	244	MESTRONI Federico	H3	M	2:45 (4)	10:48 (4)	
	216	MAZZONE Luca	H2	M	2:59 (4)	13:48 (4)	
	243	CORTINI Davide	H3	M	2:44 (2)	16:32 (3)	
Round 3	244	MESTRONI Federico	H3	M	2:45 (3)	19:17 (3)	
	216	MAZZONE Luca	H2	M	3:01 (4)	22:19 (3)	
	243	CORTINI Davide	H3	M	2:44 (2)	25:03 (2)	
3	5	ESP - Spain				25:05	+10
Round 1	236	MOURIZ DOPICO David	H3	M	2:19 (8)	2:19 (8)	
	212	GARROTE MUNOZ Sergio	H2	M	2:49 (2)	5:08 (3)	
	235	GARCIA-MARQUINA CASCALLANA Luis Mi.	H3	M	2:50 (5)	7:58 (2)	
Round 2	236	MOURIZ DOPICO David	H3	M	2:52 (8)	10:51 (5)	
	212	GARROTE MUNOZ Sergio	H2	M	2:53 (3)	13:45 (2)	
	235	GARCIA-MARQUINA CASCALLANA Luis Mi.	H3	M	2:47 (3)	16:32 (2)	
Round 3	236	MOURIZ DOPICO David	H3	M	2:53 (5)	19:26 (5)	
	212	GARROTE MUNOZ Sergio	H2	M	2:53 (2)	22:19 (4)	
	235	GARCIA-MARQUINA CASCALLANA Luis Mi.	H3	M	2:46 (3)	25:05 (3)	
4	7	GER - Germany				25:10	+15
Round 1	240	HERTER Johannes	H3	M	2:16 (4)	2:16 (4)	
	475	ZEYEN-GILES Annika	H3	F	3:00 (5)	5:17 (4)	
	241	MERKLEIN Vico	H3	M	2:49 (4)	8:06 (5)	
Round 2	240	HERTER Johannes	H3	M	2:42 (2)	10:48 (3)	
	475	ZEYEN-GILES Annika	H3	F	3:00 (5)	13:48 (5)	
	241	MERKLEIN Vico	H3	M	2:48 (5)	16:37 (5)	
Round 3	240	HERTER Johannes	H3	M	2:46 (4)	19:23 (4)	
	475	ZEYEN-GILES Annika	H3	F	2:58 (3)	22:22 (5)	
	241	MERKLEIN Vico	H3	M	2:48 (4)	25:10 (4)	

Final Results / Résultats finaux
 Mixed H Team Relay

REVISED
 21 SEP 18:03

Rank	Race Number	Nation Name	Sport Class	Gender	Lap	Time	Time Behind
5	3	SUI - Switzerland				25:12	+16
Round 1	281	RECHER Fabian	H4	M	2:09 (1)	2:09 (1)	
	253	WAFLEER Micha	H3	M	2:39 (1)	4:49 (1)	
	217	SCHMIED Yves	H2	M	3:14 (6)	8:03 (4)	
Round 2	281	RECHER Fabian	H4	M	2:35 (1)	10:39 (2)	
	253	WAFLEER Micha	H3	M	2:45 (1)	13:25 (1)	
	217	SCHMIED Yves	H2	M	3:11 (6)	16:37 (4)	
Round 3	281	RECHER Fabian	H4	M	2:38 (1)	19:15 (2)	
	253	WAFLEER Micha	H3	M	2:47 (1)	22:03 (1)	
	217	SCHMIED Yves	H2	M	3:09 (6)	25:12 (5)	
6	6	USA - United States				26:10	+1:14
Round 1	254	PINNEY Ryan	H3	M	2:16 (5)	2:16 (5)	
	463	BRIM Katie	H2	F	3:12 (8)	5:28 (8)	
	283	TINGLEY Matt	H4	M	2:45 (3)	8:14 (6)	
Round 2	254	PINNEY Ryan	H3	M	2:50 (6)	11:04 (6)	
	463	BRIM Katie	H2	F	3:15 (8)	14:19 (6)	
	283	TINGLEY Matt	H4	M	2:47 (4)	17:06 (6)	
Round 3	254	PINNEY Ryan	H3	M	2:56 (6)	20:03 (6)	
	463	BRIM Katie	H2	F	3:14 (6)	23:18 (6)	
	283	TINGLEY Matt	H4	M	2:52 (5)	26:10 (6)	
7	2	CAN - Canada				-3LAP	
Round 1	233	DESJARDINS Joey	H3	M	2:17 (7)	2:17 (7)	
	234	MOREAU Charles	H3	M	2:50 (3)	5:08 (2)	
	194	DUIF Maarten	H1	M	4:05 (8)	9:14 (7)	
Round 2	233	DESJARDINS Joey	H3	M	2:51 (7)	12:05 (7)	
	234	MOREAU Charles	H3	M	2:51 (2)	14:57 (7)	
	194	DUIF Maarten	H1	M	4:19 (8)	19:17 (8)	
Round 3	233	DESJARDINS Joey	H3	M			
	234	MOREAU Charles	H3	M			
	194	DUIF Maarten	H1	M			
8	1	AUT - Austria				-3LAP	
Round 1	272	GRITSCH Alexander	H4	M	2:17 (6)	2:17 (6)	
	492	WIBMER Cornelia	H4	F	3:00 (4)	5:18 (6)	
	211	SCHATTAUER Wolfgang	H2	M	3:58 (7)	9:16 (8)	
Round 2	272	GRITSCH Alexander	H4	M	2:49 (5)	12:06 (8)	
	492	WIBMER Cornelia	H4	F	3:07 (7)	15:13 (8)	
	211	SCHATTAUER Wolfgang	H2	M	4:00 (7)	19:13 (7)	
Round 3	272	GRITSCH Alexander	H4	M			
	492	WIBMER Cornelia	H4	F			
	211	SCHATTAUER Wolfgang	H2	M			

Final Results / Résultats finaux
Mixed H Team Relay

REVISED
21 SEP 18:03

Rank	Race Number	Nation Name	Sport Class	Gender	Lap	Time	Time Behind
------	-------------	-------------	-------------	--------	-----	------	-------------

Average Speed	Race Configuration	Total Race Distance
39.951km/h	Distance : 16.6km Total Elevation : 42m	16.6km

Entries / Nations	Participants				Weather	Temperature (°C)
	Ranked	DNF	DSQ	DNS		
8 / 8	8	0	0	0	Sunny	24

Note:
The riders in each team are presented in their starting order.

Legend:
DNF Did Not Finish **DNS** Did Not Start **DSQ** Disqualified
F Female **LAP** Lapped **M** Male

REVISED test

NATION'S FINAL RANKING

As of 2024-10-01

Rank	Gold	Code	Country Name	Time Trial				Road Race				Team Relay				TOTAL				Rank Total
				G	S	B	Total	G	S	B	Total	G	S	B	Total	G	S	B	Total	
1		NED	Netherlands	5	1	2	8	6			6					11	1	2	14	3
2		FRA	France	3	6	4	13	4	3	4	11	1			1	8	9	8	25	1
3		GBR	Great Britain	3	4	3	10	3	5		8					6	9	3	18	2
4		SUI	Switzerland	3	1		4	1	2	2	5					4	3	2	9	6
4		USA	USA	1	2	1	4	3	1	1	5					4	3	2	9	6
6		ESP	Spain	2		2	4	2	2		4			1	1	4	2	3	9	8
7		ITA	Italy	2	3	1	6	1	5	1	7		1		1	3	9	2	14	4
8		AUT	Austria	2	1		3		2	1	3					2	3	1	6	10
9		BEL	Belgium	1	1	2	4	1		1	2					2	1	3	6	11
10		CAN	Canada	1		1	2	1		1	2					2		2	4	12
11		IRL	Ireland	1			1	1		1	2					2		1	3	13
12		GER	Germany	1	1	3	5		2	3	5					1	3	6	10	5
13		BRA	Brazil		2	1	3	1		3	4					1	2	4	7	9
14		DEN	Denmark		1		1	1		1	1					1	1		2	16
15		UKR	Ukraine			1	1	1		1	2					1		2	3	14
16		SWE	Sweden	1			1									1			1	22
17		CZE	Czechia		1		1		1		1						2		2	17
17		POL	Poland		1		1		1		1						2		2	17
19		COL	Colombia			1	1		1	1	2					1	2	3	15	
20		AUS	Australia		1		1			1	1					1	1	2	19	
21		NZL	New Zealand			1	1			1	1						2	2	20	
21		UZB	Uzbekistan			1	1			1	1						2	2	20	
23		NOR	Norway							1	1						1	1	23	
Total				26	26	24	76	26	25	24	75	1	1	1	3	53	52	49	154	

Number of Ranked Nations/ Nombre de nations classées : 23

Rank : Nations Sorted by Gold, Silver and Bronze Medal

Rank Total : Nations Sorted by Total, Gold, Silver and Bronze Medal

Team Relay Medallists

As of 2024-09-29

MEDAL COUNTRY
Name
Class
Gender
GOLD
FRA

1	QUAILE, Johan	H3	M
2	JOUANNY, Florian	H2	M
3	FRITSCH, Joseph	H4	M

SILVER
ITA

1	MESTRONI, Federico	H3	M
2	MAZZONE, Luca	H2	M
3	CORTINI, Davide	H3	M

BRONZE
ESP

1	MOURIZ DOPICO, David	H3	M
2	GARROTE MUÑOZ, Sergio	H2	M
3	GARCIA-MARQUINA CASCALLANA,	H3	M

Individual Time Trial Medallists

As of 2024-09-29

Medal	RankName	NOC	Medal	RankName	NOC	Medal	RankName	NOC
MB			SILVER	2 RECHER Fabian	MH4 SUI	WH1		
GOLD	1 BANGMA Tristan BOS Patrick	MB NED	BRONZE	3 FRITSCH Joseph	MH4 FRA	GOLD	1 VOS VAN DEN BOUWHUIJSEN Martine	WH1 ESP
SILVER	2 LLOVERAS Alexandre PAILLOT Yoann	MB FRA	MH5			SILVER	2 PASINI Luisa	WH1 ITA
BRONZE	3 ARRIORTUA ZORRILLA Imanol RUS GARCIA Francisco	MB ESP	GOLD	1 VALIZE Mitch	MH5 NED	WH2		
MC1			SILVER	2 VERGNAUD Loic	MH5 FRA	GOLD	1 BRIM Katerina	WH2 USA
GOLD	1 TEN ARGILES Ricardo	MC1 ESP	BRONZE	3 DE VRIES Tim	MH5 NED	SILVER	2 AMADEO Roberta	WH2 ITA
SILVER	2 MACIEJEWSKI Zbigniew	MC1 POL	MT1			BRONZE	3 DO ROSÁRIO GONÇALVES Gilmar	WH2 BRA
BRONZE	3 WIJNHOUD Andre	MC1 NED	GOLD	1 CLEMENT Nathan	MT1 CAN	WH3		
MC2			SILVER	2 FARRONI Giorgio	MT1 ITA	GOLD	1 ZEYEN-GILES Annika	WH3 GER
GOLD	1 VROMANT Ewoud	MC2 BEL	BRONZE	3 ATAKHODJAEV Aziz	MT1 UZB	SILVER	2 PARKER Lauren	WH3 AUS
SILVER	2 LEAUTE Alexandre	MC2 FRA	MT2			BRONZE	3 VINCENT Anaïs	WH3 FRA
BRONZE	3 ROBERTSON Matthew	MC2 GBR	GOLD	1 BARROW Felix	MT2 GBR	WH4		
MC3			SILVER	2 CELEN Tim	MT2 BEL	GOLD	1 MOSHKOVICH Svetlana	WH4 AUT
GOLD	1 BOUZIANI Florian	MC3 FRA	BRONZE	3 CONNORS Dennis	MT2 USA	SILVER	2 WIBMER Cornelia	WH4 AUT
SILVER	2 GRAHAM Finlay	MC3 GBR	WB			BRONZE	3 DIERKESMANN Julia	WH4 GER
BRONZE	3 HAYWARD Alexandre	MC3 CAN	GOLD	1 DUNLEVY Katie-George KELLY Linda	WB IRL	WH5		
MC4			SILVER	2 UNWIN Sophie HOLL Jenny	WB GBR	GOLD	1 HAENEN Chantal	WH5 NED
GOLD	1 LEBEAU Mattis	MC4 FRA	BRONZE	3 FACHIE Lora HALL Corrine	WB GBR	SILVER	2 ESKAU Andrea	WH5 GER
SILVER	2 LE CUNFF Kevin	MC4 FRA	WC1			BRONZE	3 VITELARU Ana Maria	WH5 ITA
BRONZE	3 LE ROUSSEAU Gatien	MC4 FRA	GOLD	1 BROWN Frances	WC1 GBR	WT1		
MC5			SILVER	2 TOFT Katie	WC1 GBR	GOLD	1 VAN SOEST Marieke	WT1 NED
GOLD	1 ABRAHAM GEBRU Daniel	MC5 NED	WC2			SILVER	2 VEJVODOVÁ Pavlína	WT1 CZE
SILVER	2 MOURO CHAMAN Lauro Cesar	MC5 BRA	GOLD	1 RIGLING Flurina	WC2 SUI	BRONZE	3 MALZBENDER Eltje	WT1 NZL
BRONZE	3 DEMENTYEV Yehor	MC5 UKR	SILVER	2 SCHRAGER Daphne	WC2 GBR	WT2		
MH1			BRONZE	3 CASS Amelia	WC2 GBR	GOLD	1 VAN TILL Celine	WT2 SUI
GOLD	1 CORNEGLIANI Fabrizio	MH1 ITA	WC3			SILVER	2 LUND Emma	WT2 DEN
SILVER	2 FERREIRA DE MELO JÚNIOR Marcos	MH1 BRA	GOLD	1 BECK Anna	WC3 SWE	BRONZE	3 DREOCK-KÄSER Angelika	WT2 GER
BRONZE	3 HORDIES Maxime	MH1 BEL	SILVER	2 WHITMORE Jamie	WC3 USA	WC4		
MH2			BRONZE	3 CABALLEROS PEREZ Paula	WC3 COL	GOLD	1 MATILE-DÖRIG Franziska	WC4 SUI
GOLD	1 MAZZONE Luca	MH2 ITA	WC4			SILVER	2 BOSCO Samantha	WC4 USA
SILVER	2 JOUANNY Florian	MH2 FRA	GOLD	1 MATILE-DÖRIG Franziska	WC4 SUI	BRONZE	3 ALENCON Katell	WC4 FRA
BRONZE	3 GARROTE MUÑOZ Sergio	MH2 ESP	WC5			GOLD	1 STOREY Sarah	WC5 GBR
MH3			SILVER	2 WHITMORE Jamie	WC3 USA	SILVER	2 GAUGAIN Heidi	WC5 FRA
GOLD	1 BOSREDON Mathieu	MH3 FRA	BRONZE	3 CABALLEROS PEREZ Paula	WC3 COL	BRONZE	3 BRACHTENDORF Kerstin	WC5 GER
SILVER	2 MEKENKAMP Mark	MH3 NED	WC4			WC5		
BRONZE	3 ODENT Marvin	MH3 BEL	GOLD	1 MATILE-DÖRIG Franziska	WC4 SUI	GOLD	1 STOREY Sarah	WC5 GBR
MH4			SILVER	2 BOSCO Samantha	WC4 USA	SILVER	2 GAUGAIN Heidi	WC5 FRA
GOLD	1 FRÜHWIRTH Thomas	MH4 AUT	BRONZE	3 ALENCON Katell	WC4 FRA	BRONZE	3 BRACHTENDORF Kerstin	WC5 GER

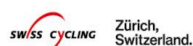
2024-09-29 - 12:02:11 PM

www.uci.org

Page 1

Timing by : Tissot - Results by : Tissot

HOST PARTNERS



MAIN PARTNERS



OFFICIAL PARTNERS



OFFICIAL SUPPLIERS



Road Race Medallists As of 2024-10-01

Medal	Rank	Name	NOC	Medal	Rank	Name	NOC	Medal	Rank	Name	NOC
MB				MH4				SILVER	2	NEWBERRY, Morgan	WC5 GBR
GOLD	1	BANGMA, Tristan BOS Patrick	MB NED	GOLD	1	FRITSCH, Joseph	MH4 FRA	BRONZE	3	FORSTER, Alana	WC5 AUS
SILVER	2	ARRIORTUA ZORRILLA, Imanol RUS GARCIA Francisco	MB ESP	SILVER	2	FRÜHWIRTH, Thomas	MH4 AUT	WH1			
BRONZE	3	LLOVERAS, Alexandre PAILLOT Yoann	MB FRA	BRONZE	3	RECHER, Fabian	MH4 SUI	GOLD	1	PASINI, Luisa	WH1 ITA
MC1				MH5				SILVER	2	VOS VAN DEN BOUWHUIJSEN, Wouter	WH1 ESP
GOLD	1	TEN ARGILES, Ricardo	MC1 ESP	GOLD	1	VALIZE, Mitch	MH5 NED	WH2			
SILVER	2	MACIEJEWSKI, Zbigniew	MC1 POL	SILVER	2	VERGNAUD, Loic	MH5 FRA	GOLD	1	BRIM, Katerina	WH2 USA
BRONZE	3	SENSKA, Pierre	MC1 GER	BRONZE	3	BAL, Pavlo	MH5 UKR	SILVER	2	AMADEO, Roberta	WH2 ITA
MC2				MT1				BRONZE	3	DO ROSÁRIO GONÇALVES, Gilmar	WH2 BRA
GOLD	1	LEAUTE, Alexandre	MC2 FRA	GOLD	1	CLEMENT, Nathan	MT1 CAN	WH3			
SILVER	2	ROBERTSON, Matthew	MC2 GBR	SILVER	2	FARRONI, Giorgio	MT1 ITA	GOLD	1	MARTINS MALAVAZZI, Jady	WH3 BRA
BRONZE	3	VROMANT, Ewoud	MC2 BEL	BRONZE	3	ATAKHODJAEV, Aziz	MT1 UZB	SILVER	2	ZEYEN-GILES, Annika	WH3 GER
MC3				MT2				BRONZE	3	VINCENT, Anaïs	WH3 FRA
GOLD	1	GRAHAM, Finlay	MC3 GBR	GOLD	1	CONNORS, Dennis	MT2 USA	WH4			
SILVER	2	WATSON, Benjamin	MC3 GBR	SILVER	2	JÄGER, Maximilian	MT2 GER	GOLD	1	JANSEN, Jennette	WH4 NED
BRONZE	3	HAYWARD, Alexandre	MC3 CAN	BRONZE	3	STEINBICHLER, Wolfgang	MT2 AUT	SILVER	2	WIBMER, Cornelia	WH4 AUT
MC4				WB				BRONZE	3	FUHRER, Sandra	WH4 SUI
GOLD	1	LE ROUSSEAU, Gatien	MC4 FRA	GOLD	1	DUNLEVY, Katie-George KELLY Linda	WB IRL	WH5			
SILVER	2	LEBEAU, Mattis	MC4 FRA	SILVER	2	UNWIN, Sophie HOLL Jenny	WB GBR	GOLD	1	HAENEN, Chantal	WH5 NED
BRONZE	3	LE CUNFF, Kevin	MC4 FRA	BRONZE	3	HEALION, Josephine MCCRYSTAL Eve	WB IRL	SILVER	2	VITELARU, Ana Maria	WH5 ITA
MC5				WC1				BRONZE	3	ESKAU, Andrea	WH5 GER
GOLD	1	DEMENTYEV, Yehor	MC5 UKR	GOLD	1	BROWN, Frances	WC1 GBR	WT1			
SILVER	2	GARDON, Elouan	MC5 USA	WC2				GOLD	1	VAN SOEST, Marieke	WT1 NED
BRONZE	3	MOURO CHAMAN, Lauro Cesar	MC5 BRA	GOLD	1	RIGLING, Flurina	WC2 SUI	SILVER	2	VEJVODOVÁ, Pavlína	WT1 CZE
MH1				SILVER	2	SCHRAGER, Daphne	WC2 GBR	BRONZE	3	MALZBENDER, Eltje	WT1 NZL
GOLD	1	HORDIES, Maxime	MH1 BEL	BRONZE	3	MUNEVAR FLOREZ, Daniela Carolina	WC2 COL	WT2			
SILVER	2	CORNEGLIANI, Fabrizio	MH1 ITA	WC3				GOLD	1	LUND, Emma	WT2 DEN
BRONZE	3	FERREIRA DE MELO JÚNIOR, Marcos Bráicio	MH1 BRA	GOLD	1	VAN DEN AARSSSEN, Aniek	WC3 NED	SILVER	2	VAN TILL, Celine	WT2 SUI
MH2				SILVER	2	CABALLEROS PEREZ, Paula	WC3 COL	BRONZE	3	DREOCK-KASER, Angelika	WT2 GER
GOLD	1	GARROTE MUÑOZ, Sergio	MH2 ESP	BRONZE	3	WHITMORE, Jamie	WC3 USA	WC4			
SILVER	2	JOUANNY, Florian	MH2 FRA	GOLD	1	BOSCO, Samantha	WC4 USA	GOLD	1	BOSCO, Samantha	WC4 USA
BRONZE	3	MAZZONE, Luca	MH2 ITA	SILVER	2	MATILE-DÖRIG, Franziska	WC4 SUI	SILVER	2	MATILE-DÖRIG, Franziska	WC4 SUI
MH3				BRONZE	3	ALENCON, Katell	WC4 FRA	WC5			
GOLD	1	BOSREDON, Mathieu	MH3 FRA	GOLD	1	STOREY, Sarah	WC5 GBR				
SILVER	2	PINI, Martino	MH3 ITA								
BRONZE	3	GYLDENØHR, Christian	MH3 NOR								

**DECISIONS DU COLLEGE DES COMMISSAIRES
DECISIONS OF THE COMMISSAIRES'PANEL**
**DIMANCHE 22 SEPTEMBRE 2024
SUNDAY 22 SEPTEMBRE 2024**
CONTRE LA MONTRE INDIVIDUEL FEMME ELITE / WOMEN ELITE INDIVIDUAL TIME TRIAL
Pénalités / Infractions

UCI Art. 2.12.007.8.1

Non-respect des instructions de l'organisateur

Failing to respect the instructions of the organiser

Conducteur / Driver : Andreas FUHRER – SUI - UCI ID 100 165 763 71

Exclusions / Exclusions :

- . Dimanche 22 septembre pour le Contre-la-Montre – Hommes Elite
- . Lundi 23 septembre pour les deux courses contre-la-montre
- . Sunday 22nd September - for Men Elite Individual Time Trial
- . Monday 23rd September – for Men Junior and Men Under 23 Time Trials

UCI Art. 2.12.007.8.1

Non-respect des instructions de l'organisateur (non-utilisation de la voiture fournie par l'organisateur)

Failing to respect the instructions of the organiser (the vehicle provided by the organiser not used)

Chef d'équipe / Team manager – Tino ELCHER – SUI – UCI ID 100 070 809 80

Amende / Fine : CHF 500

UCI Art. 2.12.007.3.5.2

Dossard modifié ou placé non réglementairement

Body number modified or incorrectly positioned

Coureur / Rider # 15 - Rebecca KOERNER – DEN - UCI ID 101 002 989 90

Amende / Fine : CHF 200

11 vélos ont été contrôlés aux rayons X dans le cadre du Contre-la-Montre Femme Elite. Tous les vélos sont conformes aux règlements UCI.

There were 11 X-Ray checks done in the Women Elite Individual Time Trial. All the bikes checked complied with the UCI's regulations.

CONTRE LA MONTRE INDIVIDUEL HOMME / ELITE MEN ELITE INDIVIDUAL TIME TRIAL
Pénalités / Infringements

UCI Art. 2.12.007.6.3

Infraction aux directives concernant la circulation des véhicules en course

Breach of regulations or guidelines concerning vehicle movements during the race

Team Manager: Kolev TODOR – BUL - UCI ID 100 528 786 23 – Amende / Fine: CH 500

UCI Art. 2.12.007.3.5.2

Dossard modifié ou placé non réglementairement

Body number modified or incorrectly positioned

Coureur / Rider # 28 – Soren WAERENSKJOLD – NOR - UCI ID 100 156 037 45

Amende / Fine : CHF 200

UCI Art. 2.12.007.8.2.2

Comportement incorrect

Improper conduct

Coureur / Rider # 12 – Daan HOOLE – NED – 100 155 087 65

Amende / Fine : CHF 500 fine

UCI Art. 2.12.007.8.1

Non-respect des instructions de l'organisateur (non-utilisation de la voiture fournie par l'organisateur)

Failing to respect the instructions of the organiser (the vehicle provided by the organiser not used)

Chef d'équipe / Team manager – Tino ELCHER – SUI – UCI ID 100 070 809 80

Amende / Fine : CHF 500

9 vélos ont été contrôlés aux rayons X dans le cadre du Contre-la-Montre Homme Elite. Tous les vélos sont conformes aux règlements UCI.

There were 9 X-Ray checks done in the Men Elite Individual Time Trial. All the bikes checked complied with the UCI's regulations.

**CHAMPIONNATS DU MONDE DE PARACYCLISME ROUTE
PARA-CYCLING ROAD WORLD CHAMPIONSHIPS**

1^{er} et 2^{ème} jours : Pas de décisions.
Day 1 & 2. : *No decisions taken.*

Tous les vélos pour les courses contre-la-montre Femme tandems, WH4 et WH5 ont été contrôlés avant le départ. En plus, 3 contrôles aux rayons X ont été effectués. Tous les vélos sont conformes aux règlements UCI.

All bicycles for the Women VI, WH4 and WH5 time trials were checked before the start. Additionally, 3 x-ray controls were conducted. All bicycles complied with the UCI regulations.

Le Collège des Commissaires
The Commissaires Panel

**DECISIONS DU COLLEGE DES COMMISSAIRES
DECISIONS OF THE COMMISSAIRES'PANEL**

**23 SEPTEMBRE 2024
23 SEPTEMBER 2024**

**CONTRE LA MONTRE INDIVIDUEL HOMME JUNIORS
MEN JUNIOR INDIVIDUAL TIME TRIAL**

Pénalités / Infringements

UCI Art. 2.12.007.9.3.1 – Contre-la-montre individuel – Sillage / *Individual Time Trial - Slipstreaming*
Coureur / Rider - #42 - Horea-Stefan PRECUP – ROU - UCI ID 100 824 683 70
Amende / Fine : CHF 100 et 23 secondes de pénalité / 23 seconds time penalty

UCI Art. 2.12.007.8.1

Non-respect des instructions des commissaires

Failing to respect the instructions of the commissaires

Chef d'équipe / Team Manager: Ken WHELPLEDALE – USA - UCI ID 101 069 172 22

Amende / Fine : CH 200

UCI Art. 2.12.007.6.3

Infraction aux dispositions réglementaires et aux directives concernant la circulation des véhicules en course (bloque le passage du coureur suivant)

Breach of regulations or guidelines concerning vehicle movements during the race (blocking the passage of the next rider)

Chef d'équipe / Team Manager: Ken WHELPLEDALE – USA – UCI ID 101 069 172 22

Amende / Fine : CH 500

UCI Art. 2.12.007.6.3

Infraction aux dispositions réglementaires et aux directives concernant la circulation des véhicules en course (gêne le passage du coureur suivant)

Breach of regulations or guidelines concerning vehicle movements during the race (impeding the passage of the next rider)

Chef d'équipe / Team manager – Kris WESTWOOD – CAN – UCI ID 100 596 846 86

Amende / Fine : CHF 200

7 vélos ont été contrôlés aux rayons X dans le cadre du Contre-la-Montre Homme Junior. Tous les vélos sont conformes aux règlements UCI.

There were 7 X-Ray checks done in the Men Junior Individual Time Trial. All the bikes checked complied with the UCI's regulations.

CONTRE LA MONTRE INDIVIDUEL HOMME MOINS DE 23 ANS MEN UNDER 23 INDIVIDUAL TIME TRIAL

Pénalités / Infringements

UCI Art. 2.12.007.3.5.2

Numéro d'identification (dossard ou plaque de cadre) absent, invisible, modifié, placé non réglementairement ou pas reconnaissable

Identification number (body number or frame number) missing, not visible, modified, incorrectly positioned or not recognisable

Coureur / Rider # 32 – Jan CHRISTEN – SUI - UCI ID 100 462 394 76

Amende / Fine : CHF 100

UCI Art. 9.1.046

Coureur non revêtu du maillot national durant la cérémonie protocolaire (hot seat)

Not appearing in national jersey during the official ceremony (hot seat)

Coureur / Rider # 57 – Isaac del TORO ROMERO – MEX - UCI ID 100 892 748 41

Amende / Fine : CHF 2 000

12 vélos ont été contrôlés aux rayons X dans le cadre du Contre-la-Montre Homme Espoirs. Tous les vélos sont conformes aux règlements UCI.

There were 12 X-Ray checks done in the Men Under 23 Individual Time Trial. All the bikes checked complied with the UCI's regulations

CHAMPIONNATS DU MONDE DE PARACYCLISME ROUTE PARA-CYCLING ROAD WORLD CHAMPIONSHIPS

3^{ème} jour / Day 3

UCI Art. 2.12.007.3.5.2

Numéro d'identification (dossard ou plaque de cadre) absent, invisible, modifié, placé non réglementairement ou pas reconnaissable

Identification number (body number or frame number) missing, not visible, modified, incorrectly positioned or not recognisable

Coureur / Rider # 132 – Louis CLINKE – BEL - UCI ID 100 803 038 56.

Amende / Fine : CHF 100

UCI Art. 2.12.007.8.1

Non-respect des instructions de l'organisateur (véhicule stationné dans la zone de circulation de la course)
Failing to respect the instructions of the organiser (véhicule parked in race circulation area)

Chef d'équipe / Team manager – Dan PROUX – CAN – UCI ID 101 291 714 46

Amende / Fine : CHF 200

48 vélos ont été contrôlés. En plus, 3 contrôles aux rayons X ont été effectués (courses MC5 & MC4). Tous les vélos sont conformes aux règlements UCI.

48 bikes were checked. Additionally, 3 x-ray (MC5 & MC4) controls were conducted. All bicycles complied with the UCI regulations.

Le Collège des Commissaires
The Commissaires Panel

**DECISIONS OF THE COMMISSAIRES' PANEL
DECISIONS DU COLLEGE DES COMMISSAIRES**
24 SEPTEMBRE 2024 / 24 SEPTEMBER 2024
**CONTRE LA MONTRE INDIVIDUEL FEMME JUNIORS
WOMEN JUNIOR INDIVIDUAL TIME TRIAL**
Pénalités / Infringements
UCI Art. 2.12.007.8.1
Non-respect des instructions de l'organisateur (2 infractions)
Failing to respect the instructions of the organiser (2 infringements)
Chef d'équipe / Team manager – Alexandru STANESE – ROU – 100 608 756 65
Amendes / Fines : 200 CHF x 2

6 vélos ont été contrôlés aux rayons X dans le cadre du Contre-la-Montre Femme Junior. Tous les vélos sont conformes aux règlements UCI.

There were 6 X-Ray checks done in the Women Junior Individual Time Trial. All the bikes checked complied with the UCI's regulations.

**CHAMPIONNATS DU MONDE DE PARACYCLISME ROUTE
PARA-CYCLING ROAD WORLD CHAMPIONSHIPS**

UCI Art 2.12.007.8

Comportement qui porte atteinte à l'image du sport (sillage prolongé derrière un autre coureur)
Improper conduct that damages the image of the sport (prolonged drafting of another rider)
Coureur / Rider # 106 Eduardo SANTAS ASENIO – ESP - UCI ID 100 085 350 71
Disqualifié / disqualified.

UCI Art 2.12.007. 6.3

Infraction aux dispositions ou aux directives concernant la circulation des véhicules dans la course
Breach of regulations or guidelines regarding vehicle movements during the race
Chef d'équipe / Team Manager - Jaime RAMIREZ BERNAL – COL - UCI ID 100 062 397 10
Chef d'équipe / Team Manager - Rebecca DICELLO - AUS - UCI ID 100 868 643 89
Amende / Fine : 200 CHF

Art 2.12.007.9.3.1

Sillage pendant le contre le montre (200 m à une moyenne de 38 km /h)
Slipstreaming during time trial (200m at 38kph)
Coureur / Rider # 372 - Sabrina CUSTODIA DA SILVA – BRA - UCI ID 101 267 626 14
Pénalité de 3 secondes / Penalty 3 seconds + Amende / fine : 100 CHF.

Art 2.12.007. 8.1

Non-respect des instructions des commissaires (Vélo qui accompagne le coureur MH1 qui dépasse son coureur)

Failing to respect the instructions of the commissaires (Follow bicycle MH1 passing their rider).

Team Manager Edilson ALVES ROCHA – BRA - UCI ID 100 610 072 23.

Amende / Fine : 200 CHF

Art 2.12.007.3.5.2

Numéros d'identification absents ou mal positionnés

Identification numbers missing or incorrectly positioned.

Chef d'équipe / Team Manager - Jasur SHERMATOV – UZB - UCI ID 101 324 835 90.

Amende / Fine : 100 CHF x 5

Art 2.12.007.9.4

Non-respect de la distance de 25 m par le véhicule suiveur lors d'un contre-la-montre

Following coach failing to respect a proper distance during time trial.

Chef d'équipe / Team Manager - Jasur SHERMATOV – UZB - UCI ID 101 324 835 90

Amende / Fine : 200 CHF

144 vélos ont été contrôlés avant le départ. 142 sont conformes aux règlements UCI et 2 non conformes ont été refusés.

144 bikes were checked. 142 bicycles complied with the UCI regulations. Two bikes did not conform to the regulations and their use was refused.

Le Collège des Commissaires
The Commissaires Panel

**DECISIONS DU COLLEGE DES COMMISSAIRES
DECISIONS OF THE COMMISSAIRES' PANEL**
25 SEPTEMBRE 2024 / 25 SEPTEMBER 2024
**CORRECTION DU COMMUNIQUE DU 24.9.2024 / 24.9.2024 CORRECTED COMMUNIQUE
CONTRE LA MONTRE INDIVIDUEL FEMME JUNIORS
WOMEN JUNIOR INDIVIDUAL TIME TRIAL**
Pénalité / Infraction
UCI Art. 2.12.007.8.1

Non-respect des instructions de l'organisateur (2 infractions)

Failing to respect the instructions of the organiser (2 infringements)
Chef d'équipe / Team manager – Georgios GEORGIADIS – ROU – 100 097 389 82
Amendes / Fines : 200 CHF x 2
**CONTRE LA MONTRE PAR EQUIPES – RELAIS MIXTE
TEAM TIME TRIAL MIXED RELAY**
Pénalité / Infraction
UCI Art. 2.12.007.9.7

Faux départ de moins de 3 secondes lors d'une épreuve de relais mixte par équipe

False start less than 3 seconds during a mixed relay
Equipe / Team - CANADA
Pénalité / Fine : 10 secondes / 10 seconds

32 vélos ont été contrôlés aux rayons X dans le cadre du contre-la-montre par équipes – relais mixte. Tous les vélos sont conformes aux règlements UCI.

There were 32 X-Ray checks done in the Team Time Trial – Mixed Relay. All the bikes checked complied with the UCI's regulations.
**CHAMPIONNATS DU MONDE DE PARACYCLISME ROUTE
PARA-CYCLING ROAD WORLD CHAMPIONSHIPS**

 5^{ème} jour : Pas de décisions.

Day 5 : No decisions taken.

25 vélos ont été contrôlés avant le départ et sont conformes aux règlements UCI.

25 bikes were checked and complied with the UCI regulations.

 Le Collège des Commissaires
The Commissaires Panel

**DECISIONS DU COLLEGE DES COMMISSAIRES
DECISIONS OF THE COMMISSAIRES'PANEL**
26 SEPTEMBRE 2024 / 26 SEPTEMBER 2024
COURSE SUR ROUTE HOMME JUNIORS / MEN JUNIOR ROAD RACE
Pénalités / Infringements

UCI Art. 12.007.4.7

Abri derrière un véhicule ou prise du sillage d'un véhicule

Sheltering behind or taking advantage of the slipstream of a vehicle

Coureur / Rider # 2 – Noah ANDERSEN – DEN - UCI ID 100 661 383 21

Coureur / Rider # 43 – Jan JACKOWIAK – POL – UCI ID 100 810 655 10

Coureur / Rider # 81 – Anatole FRIERDL – AUT – UCI ID 100 796 101 06

Amende / Fine : 100 CHF par infraction et 5 points aux classements / CHF 100 and 5 points from UCI rankings

Chef d'équipe / Team manager. Brian BISTRUP - DEN – UCI 100 008 193 29

Chef d'équipe / Team manager. Elazej JANIACZYK – POL – UCI ID 100 024 141 69

Chef d'équipe / Team manager. Stefan SOELKNER - AUT – UCI ID 100 960 558 48

Amende / Fine : 200 CHF

UCI Art. 12.007.4.12

Non-respect de l'article 2.3.025 par un assistant d'équipe lors d'un ravitaillement.

Non-compliance with the article 2.3.025 by a team assistant during feeding

Assistant / Staff; Pierre IDJOUADIENE - FRA – UCI ID 100 143 756 83

Amende / Fine : 200 CHF

UCI Art. 12.007.4.11

Ravitaillement irrégulier (« bidon collé » sur courte distance)

Irregular feeding (“sticky bottle” for a short distance)

Coureur / Rider # 2 - Noah ANDERSEN – DEN - UCI ID 100 661 383 21

Coureur / Rider # 80 – Elliot ROWE – GBR – UCI ID 100 637 867 76

Amende / Fine :

Chef d'équipe / Team manager. Brian BISTRUP - DEN – UCI 100 008 193 29

Chef d'équipe / Team manager. Keith REYNOLDS – GBR – UCI ID 100 009 933 23

Amende / Fine : 200 CHF

6 vélos ont été contrôlés aux rayons X dans le cadre de la course sur route Femme et 8 dans le cadre de la course sur route Homme Junior. Tous les vélos sont conformes aux règlements UCI.

There were 6 X-Ray checks done in the Women Junior Road Race and 8 in the Men Junior Road Race. All the bikes checked complied with the UCI's regulations.

**CHAMPIONNATS DU MONDE DE PARACYCLISME ROUTE
PARA-CYCLING ROAD WORLD CHAMPIONSHIPS**

6^{ème} jour / Day 6

Pénalité / Infringement

UCI Art. 16.7.005

Pacing and Drafting. Riders taking pace from a rider of the same class, different distance.

Penalty per 2.4.017-2.4.020. Table 2.12.007 ter - Time Penalties: 40 km/hr for 1 km.

23 second penalty added to finish time, relegation from 4th to 5th place with a finish time of 2:22.28.

Coureur / Rider # 146 Bartłomiej BEROLIN – POL - UCI ID 10115820408.

Pénalité de 23 secondes / Penalty 23 seconds

Pour les courses MH1&2 et WH1-5, tous les vélos ont été contrôlés et sont conformes aux règlements UCI.
Pour les courses MC3-5, des vélos ont été contrôlés de façon aléatoire. Tous les vélos sont conformes aux règlements.

For MH1 & 2 and WH1 5, all bikes were checked and complied with the UCI regulations.

For the MC3-5 competitions, the bicycles were checked at random. All bicycles checked, conformed with the regulations.

Le Collège des Commissaires
The Commissaires Panel

**DECISIONS DU COLLEGE DES COMMISSAIRES
DECISIONS OF THE COMMISSAIRES'PANEL**
27 SEPTEMBRE 2024 / 27 SEPTEMBER 2024
COURSE SUR ROUTE HOMME ESPOIR / MEN UNDER 23 ROAD RACE
Pénalité / Infringement

UCI Art. 2.12.007.8.3

Coureur se débarrassant d'un bidon de manière dangereuse et sans précaution. (Coureur non identifié).
Rider disposing bottle in a careless and dangerous manner. (No identified rider).

Chef d'équipe / Team manager - Patrick MOSTER - GER – UCI ID 100 013 967 80

Amende / Fine : 250 CHF

12 vélos ont été contrôlés aux rayons X dans le cadre de la course sur route Homme Espoirs. Tous les vélos sont conformes aux règlements UCI.

There were 12 X-Ray checks done in the Men U23 Road Race. All the bikes checked complied with the UCI's regulations.

**CHAMPIONNATS DU MONDE DE PARACYCLISME ROUTE
PARA-CYCLING ROAD WORLD CHAMPIONSHIPS**

 7^{ème} jour / Day 7

Pénalité / Infringement

UCI Art. 2.12.007.1.4

Tenue vestimentaire non réglementaire lors des obligations protocolaires.

Non-compliant clothing during podium obligations.

Rider / Coureur # 326 - Aziz ATAKHODJAEV - UZB - UCI ID 101 267 039 09

Amende / Fine : 200 CHF et 5 points aux classements UCI / 200 CHF and 5 points from UCI rankings.

Team Manager Jasor SHERMATOV UZB UCI ID 101 324 835 90

Amende / Fine : 200 CHF

55 vélos ont été contrôlés avant le départ et sont conformes aux règlements UCI.

55 bikes were checked and complied with the UCI regulations.

Le Collège des Commissaires
The Commissaires Panel

**DECISIONS DU COLLEGE DES COMMISSAIRES
DECISIONS OF THE COMMISSAIRES' PANEL**
28 SEPTEMBRE 2024 / 28 SEPTEMBER 2024
COURSE SUR ROUTE FEMME ELITE / WOMEN ELITE ROAD RACE
Pénalité / Infringement

UCI Art. 12.007.4.12

Non-respect de l'article 2.3.025 par un assistant d'équipe lors d'un ravitaillement.

Non-compliance with the article 2.3.025 by a team assistant during feeding.

Assistant / Staff – Ersin OZBIR - TUR - UCI ID 100 914 260 19

Assistant / Staff – Gerardo Vicente MEDINA ROBLES – MEX – UCI ID 100 090 302 76

Assistant / Staff – Yankee GERMANO – ITA – UCI ID 100 358 042 96

Amende / Fine : 200 CHF

Pour la course Femme Elite, 193 vélos ont été contrôlés dans le cadre de la fraude technologique et 9 aux rayons X. 2 vélos ont été refusés mais les concurrentes ont pu prendre le départ avec des vélos de rechange. Aussi, comme pour tous les vélos contrôlés à ce jour de tous les coureurs participants, ils ont tous été conformes aux règlements UCI.

For the technological fraud, there were 193 checks and 9 X-Ray checks done in the Women Elite Road Race

The use of 2 bicycles was refused. The riders started with spare bikes.

From the beginning of the races, all the bikes were checked before the start and starting bicycles complied with the UCI's regulations.

**CHAMPIONNATS DU MONDE DE PARACYCLISME ROUTE
PARA-CYCLING ROAD WORLD CHAMPIONSHIPS**

 8^{ème} jour / Day 8

Pénalité / Infringement

UCI Art. 2.12.007.1.2

Absence d'un coureur au départ après confirmation des coureurs et sans justification valable.

Absence of a rider at the start after riders' confirmation without valid justification.

Coureur / Rider # 242 Laszlo BOK – HUN - UCI ID 100 235 939 19.

Pénalité / Penalty : 500 CHF

52 vélos ont été contrôlés avant le départ et sont conformes aux règlements UCI.

52 bikes were checked and complied with the UCI regulations.

Le Collège des Commissaires
The Commissaires Panel

**DECISIONS DU COLLEGE DES COMMISSAIRES
DECISIONS OF THE COMMISSAIRES' PANEL**
29 SEPTEMBRE 2024 / 29 SEPTEMBER 2024
COURSE SUR ROUTE MEN ELITE / MEN ELITE ROAD RACE
Pénalités / Infringements
UCI Art. 2.12.007.4.11
Ravitaillement irrégulier (hors de la zone prévue par l'organisation)
Irregular feeding (outside the official feeding zone)
Coureur / Rider - # 85 – Quinn SIMMONS - USA - UCI ID 100 765 724 87
Amende / Fine : 200 CHF
Directeur sportif / Team manager – Ken WHELPDALE – USA – 101 069 172 22
Amendes / Fines : 500 CHF x 2

Pour la course Homme Elite, 195 vélos ont été contrôlés dans le cadre de la fraude technologique et 8 aux rayons X. Tous les vélos sont conformes aux règlements UCI.

For the technological fraud, there were 195 checks and 8 X-Ray checks done in the Men Elite Race. All the bicycles complied with the UCI's regulations.

**CHAMPIONNATS DU MONDE DE PARACYCLISME ROUTE
PARA-CYCLING ROAD WORLD CHAMPIONSHIPS**

 9^{ème} jour / Day 9

Pas de pénalités

No Penalties

23 vélos ont été contrôlés avant le départ et sont conformes aux règlements UCI.

23 bikes were checked and complied with the UCI regulations.

Le Collège des Commissaires
The Commissaires' Panel