

**PARA CYCLING TRACK**

PARA CYCLISME SUR PISTE

# RESULTS BOOK

LIURE DES  
RÉSULTATS

**VERSION 1.0**

1 SEP 2024 – 18:00



PARIS 2024





# VERSION HISTORY

VERSION	DATE	CREATED BY	COMMENTS
1.0	1 SEP 2024	RODRIGO MAIA	FIRST VERSION



## Competition Officials

Officiels de compétition

As of FRI 23 AUG 2024

Function	Name	Organisation
<b>IF Delegate:</b>	FRASER Todd	UCI - Union Cycliste Internationale
	DIEDEREN Thierry	UCI - Union Cycliste Internationale
<b>President of the Commissaires' Panel:</b>	WATSON Paul	IRL - Ireland
<b>Race Secretary:</b>	BEDARD Josee	CAN - Canada
<b>Starter:</b>	JONES Louise	AUS - Australia
<b>Panel Members:</b>	ABBOTT Dorothy	USA - United States of America
	KOSZYCZARZ Alain	FRA - France
	LADEWIG Iverson	BRA - Brazil
	PRENDERGAST Zachary	NZL - New Zealand
	ZHAO Jinshan	CHN - People's Republic of China
<b>National Commissaires:</b>	QUILLIVIC Damien	FRA - France
	VANDAL Alain	FRA - France
	BESSETTES Philippe	FRA - France
	GASTOU Catherine	FRA - France
	FONTENEAU Cédric	FRA - France
	GAUVIN Eric	FRA - France
	LAVIGNAC Stéphane	FRA - France
NOUHAUD Alexandre	FRA - France	
<b>Official Doctor:</b>	FALLON Thomas	IRL - Ireland



## Competition Schedule

Horaire des compétitions

As of MON 26 AUG 2024

Date	Start Time	Estimated Finish Time	Event	
THU 29 AUG	12:00	12:22	Women's C4-5 500m Time Trial - Qualifying	
	12:22	12:55	Men's C1 3000m Individual Pursuit Qualifying	
	12:55	13:41	Women's C1-3 3000m Individual Pursuit Qualifying	
	13:41	14:48	Men's B 4000m Individual Pursuit Qualifying	
	15:45	16:07	Women's C4-5 500m Time Trial - Final	
	16:07	16:15	Men's C1 3000m Individual Pursuit Final - Bronze	
	16:15	16:24	Men's C1 3000m Individual Pursuit Final - Gold	
	16:24	16:41	Women's C1-3 3000m Individual Pursuit Final - Bronze	
	16:41	16:59	Women's C1-3 3000m Individual Pursuit Final - Gold	
	16:59	17:13	Men's B 4000m Individual Pursuit Final - Bronze	
	17:13	17:28	Men's B 4000m Individual Pursuit Final - Gold	
	17:28	17:35	Women's C4-5 500m Time Trial Victory Ceremony	
	17:36	17:43	Men's C1 3000m Individual Pursuit Victory Ceremony	
	17:44	17:51	Women's C1-3 3000m Individual Pursuit Victory Ceremony	
	17:52	17:59	Men's B 4000m Individual Pursuit Victory Ceremony	
	FRI 30 AUG	11:30	12:15	Men's C4-5 1000m Time Trial - Qualifying
		12:15	12:54	Women's C4 3000m Individual Pursuit Qualifying
12:54		13:27	Men's C2 3000m Individual Pursuit Qualifying	
13:27		13:58	Men's C3 3000m Individual Pursuit Qualifying	
13:58		14:27	Women's B 1000m Time Trial - Qualifying	
14:52		15:17	Men's C4-5 1000m Time Trial - Final	
15:17		15:25	Women's C4 3000m Individual Pursuit Final - Bronze	
15:25		15:34	Women's C4 3000m Individual Pursuit Final - Gold	
15:34		15:41	Men's C4-5 1000m Time Trial Victory Ceremony	
15:41		15:49	Men's C2 3000m Individual Pursuit Final - Bronze	
15:49		15:58	Men's C2 3000m Individual Pursuit Final - Gold	
15:58		16:05	Women's C4 3000m Individual Pursuit Victory Ceremony	
16:11		16:18	Men's C2 3000m Individual Pursuit Victory Ceremony	
16:18		16:26	Men's C3 3000m Individual Pursuit Final - Bronze	
16:26		16:34	Men's C3 3000m Individual Pursuit Final - Gold	
16:34		17:18	Women's B 1000m Time Trial - Final	
17:18		17:25	Men's C3 3000m Individual Pursuit Victory Ceremony	
17:26	17:33	Women's B 1000m Time Trial Victory Ceremony		



## Competition Schedule

Horaire des compétitions

As of MON 26 AUG 2024

Date	Start Time	Estimated Finish Time	Event	
SAT 31 AUG	10:00	10:19	Women's C1-3 500m Time Trial - Qualifying	
	10:19	11:02	Men's C1-3 1000m Time Trial - Qualifying	
	11:02	11:58	Men's C4 4000m Individual Pursuit Qualifying	
	11:58	12:56	Men's C5 4000m Individual Pursuit Qualifying	
	13:35	14:02	Women's C1-3 500m Time Trial - Final	
	14:02	14:36	Men's C1-3 1000m Time Trial - Final	
	14:36	14:45	Women's C1-3 500m Time Trial Victory Ceremony	
	14:45	14:52	Men's C1-3 1000m Time Trial Victory Ceremony	
	14:52	15:01	Men's C4 4000m Individual Pursuit Final - Bronze	
	15:01	15:10	Men's C4 4000m Individual Pursuit Final - Gold	
	15:10	15:21	Men's C5 4000m Individual Pursuit Final - Bronze	
	15:21	15:33	Men's C5 4000m Individual Pursuit Final - Gold	
	15:33	15:40	Men's C4 4000m Individual Pursuit Victory Ceremony	
	15:42	15:49	Men's C5 4000m Individual Pursuit Victory Ceremony	
	SUN 1 SEP	11:00	11:26	Men's B 1000m Time Trial - Qualifying
		11:26	12:24	Women's B 3000m Individual Pursuit Qualifying
12:24		12:55	Women's C5 3000m Individual Pursuit Qualifying	
12:55		13:27	Open C1-5 750m Team Sprint Qualifying	
13:51		14:31	Men's B 1000m Time Trial - Final	
14:31		14:41	Women's B 3000m Individual Pursuit Final - Bronze	
14:41		14:52	Women's B 3000m Individual Pursuit Final - Gold	
14:52		15:14	Men's B 1000m Time Trial Victory Ceremony	
15:14		15:22	Women's C5 3000m Individual Pursuit Final - Bronze	
15:22		15:30	Women's C5 3000m Individual Pursuit Final - Gold	
15:30		15:37	Open C1-5 750m Team Sprint Final - Bronze	
15:37		15:45	Open C1-5 750m Team Sprint Final - Gold	
15:45		15:53	Women's B 3000m Individual Pursuit Victory Ceremony	
15:54		16:01	Women's C5 3000m Individual Pursuit Victory Ceremony	
16:01		16:10	Open C1-5 750m Team Sprint Victory Ceremony	

**Entry List By NPC**  
Liste d'inscriptions par CNP  
As of TUE 27 AUG 2024

Race Number	NPC Name	Gender	Sport Class	Event	Date of Birth
<b>ARG - Argentina</b>					
1	GOMEZ Maximiliano	Male	B	1000m Time Trial, 4000m Individual Pursuit	12 FEB 1979
	TOLOSA Sebastian Jose	Male	PLT		16 NOV 1988
2	LOPEZ Rodrigo Fernando	Male	C1	1000m Time Trial, 3000m Individual Pursuit	3 JAN 1979
3	DELGADO Mariela Analia	Female	C5	500m Time Trial, 3000m Individual Pursuit	26 JUL 1986
4	QUIROGA CHICAHUALA Maria Jose	Female	B	1000m Time Trial, 3000m Individual Pursuit	12 OCT 1993
	BARROSO Micaela Belen	Female	PLT		11 FEB 1997
<b>AUS - Australia</b>					
5	ALLAN Gordon	Male	C2	1000m Time Trial, Team Sprint	3 APR 1998
6	BODDINGTON Corey	Male	C4	1000m Time Trial, Team Sprint	9 SEP 1995
7	DONOHUE Alistair	Male	C5	Team Sprint	3 MAR 1995
8	HICKS Darren	Male	C2	3000m Individual Pursuit	23 DEC 1984
9	PERRIS Kane	Male	B	1000m Time Trial, 4000m Individual Pursuit	12 MAY 1997
	ZACCARIA Luke	Male	PLT		3 FEB 1993
10	FORSTER Alana	Female	C5	3000m Individual Pursuit	4 MAY 1986
11	GALLAGHER Jessica	Female	B	1000m Time Trial, 3000m Individual Pursuit	14 MAR 1986
	WARD Caitlin	Female	PLT		1 FEB 1994
12	LEMON Meg	Female	C4	3000m Individual Pursuit	5 OCT 1989
13	PETRICOLA Emily	Female	C4	3000m Individual Pursuit	24 APR 1980
14	REID Amanda	Female	C2	500m Time Trial, Team Sprint (R)	12 NOV 1996
<b>AUT - Austria</b>					
15	LASSER Franz-Josef	Male	C5	1000m Time Trial, 4000m Individual Pursuit	17 JAN 2001
<b>BEL - Belgium</b>					
18	VROMANT Ewoud	Male	C2	3000m Individual Pursuit	15 JUL 1984
<b>BRA - Brazil</b>					
19	GOMES SOARES Carlos Alberto	Male	C1	3000m Individual Pursuit	31 DEC 1994
20	MOURO CHAMAN Lauro Cesar	Male	C5	1000m Time Trial, 4000m Individual Pursuit	25 JUN 1987
21	CUSTODIA da SILVA Sabrina	Female	C2	500m Time Trial	11 SEP 1991
<b>CAN - Canada</b>					
22	HAYWARD Alexandre	Male	C3	3000m Individual Pursuit	4 MAR 1997
23	O'BRIEN Kate	Female	C4	500m Time Trial	23 JUL 1988
24	PEMBLE Mel	Female	C3	500m Time Trial	22 APR 2000
25	SHAW Keely	Female	C4	500m Time Trial, 3000m Individual Pursuit	18 JUL 1994
<b>CHI - Chile</b>					
26	MOYA CONTRERAS Hernan	Male	C5	1000m Time Trial, 4000m Individual Pursuit	24 APR 1990
<b>CHN - People's Republic of China</b>					
27	LI Zhangyu	Male	C1	1000m Time Trial, 3000m Individual Pursuit	12 AUG 1988
28	LIANG Weicong	Male	C1	1000m Time Trial, 3000m Individual Pursuit	3 JUN 1995
29	LI Xiaohui	Female	C4	500m Time Trial, 3000m Individual Pursuit	28 JUL 1992
30	QIAN Wangwei	Female	C1	500m Time Trial, 3000m Individual Pursuit	24 SEP 1994
31	WANG Xiaomei	Female	C3	500m Time Trial, 3000m Individual Pursuit	20 AUG 2000



**Entry List By NPC**  
Liste d'inscriptions par CNP  
As of TUE 27 AUG 2024

Race Number	NPC Name	Gender	Sport Class	Event	Date of Birth
<b>COL - Colombia</b>					
32	MATIZ RUIZ Edwin Fabian	Male	C5	1000m Time Trial, 4000m Individual Pursuit, Team Sprint	6 NOV 1992
33	VARGAS VILLANUEVA Carlos Andres	Male	C5	4000m Individual Pursuit, Team Sprint	8 JAN 1997
34	MUNEVAR FLOREZ Daniela Carolina	Female	C2	3000m Individual Pursuit, Team Sprint	18 JUL 1995
35	OSSA VELOZA Paula Andrea	Female	C5	3000m Individual Pursuit, Team Sprint (R)	25 MAR 1992
<b>DOM - Dominican Republic</b>					
36	RODRIGUEZ HERNANDEZ Jose Frank	Male	C4	4000m Individual Pursuit	28 FEB 1978
<b>ESP - Spain</b>					
37	CABELLO LLAMAS Alfonso	Male	C5	1000m Time Trial, Team Sprint	19 SEP 1993
40	JARAMILLO GALLARDO Pablo	Male	C5	1000m Time Trial, Team Sprint	9 APR 1977
41	RAMOS SANCHEZ Damian	Male	C4	4000m Individual Pursuit	23 JUN 1986
42	SANTAS ASENSIO Eduardo	Male	C3	3000m Individual Pursuit	4 AUG 1989
43	TEN ARGILES Ricardo	Male	C1	1000m Time Trial, 3000m Individual Pursuit, Team Sprint	11 AUG 1975
<b>FRA - France</b>					
44	FOULON Dorian	Male	C5	1000m Time Trial, 4000m Individual Pursuit, Team Sprint (R)	2 MAY 1998
45	le CUNFF Kevin	Male	C4	4000m Individual Pursuit, Team Sprint	16 MAR 1988
46	le ROUSSEAU Gatien	Male	C4	1000m Time Trial, 4000m Individual Pursuit, Team Sprint	21 NOV 2002
47	LEAUTE Alexandre	Male	C2	1000m Time Trial, 3000m Individual Pursuit, Team Sprint	12 OCT 2000
48	LLOVERAS Alexandre	Male	B	4000m Individual Pursuit	26 JUN 2000
	PAILLOT Yoann	Male	PLT		28 MAY 1991
49	PEYROTON-DARTET Thomas	Male	C3	1000m Time Trial, 3000m Individual Pursuit, Team Sprint (R)	9 JUL 1985
50	CENTIS Anne-Sophie	Female	B	3000m Individual Pursuit	24 SEP 1983
	DELZENNE Elise	Female	PLT		28 JAN 1989
51	GAUGAIN Heidi	Female	C5	500m Time Trial, 3000m Individual Pursuit	30 NOV 2004
52	PATOUILLET Marie	Female	C5	500m Time Trial, 3000m Individual Pursuit, Team Sprint (R)	7 AUG 1988

## Entry List By NPC

Liste d'inscriptions par CNP

As of TUE 27 AUG 2024

Race Number	NPC Name	Gender	Sport Class	Event	Date of Birth
<b>GBR - Great Britain</b>					
53	ATKINSON Archie	Male	C4	1000m Time Trial, 4000m Individual Pursuit	18 JUN 2004
54	BALL James	Male	B	1000m Time Trial, 4000m Individual Pursuit	24 JUN 1991
	LLOYD Steffan	Male	PLT		23 OCT 1998
55	BATE Stephen	Male	B	4000m Individual Pursuit	24 AUG 1977
	LATHAM Christopher	Male	PLT		6 FEB 1994
56	CUNDY Jody	Male	C4	1000m Time Trial, Team Sprint	14 OCT 1978
57	FACHIE Neil	Male	B	1000m Time Trial, 4000m Individual Pursuit	12 MAR 1984
	ROTHERHAM Matthew	Male	PLT		7 DEC 1994
58	GRAHAM Finlay	Male	C3	3000m Individual Pursuit, Team Sprint (R)	24 SEP 1999
59	HUNT Blaine	Male	C5	1000m Time Trial, 4000m Individual Pursuit, Team Sprint (R)	18 DEC 1988
60	ROBERTSON Matthew	Male	C2	3000m Individual Pursuit	24 MAY 1999
61	van GASS Jaco	Male	C3	1000m Time Trial, 3000m Individual Pursuit, Team Sprint	20 AUG 1986
63	BROWN Frances	Female	C1	500m Time Trial	10 OCT 1984
64	COX Kadeena	Female	C4	500m Time Trial, Team Sprint	10 MAR 1991
65	FACHIE Lora	Female	B	1000m Time Trial, 3000m Individual Pursuit	4 SEP 1988
	HALL Corrine	Female	PLT		20 FEB 1991
66	JORDAN Elizabeth	Female	B	1000m Time Trial, 3000m Individual Pursuit	7 NOV 1997
	KHAN Dannielle	Female	PLT		1 SEP 1995
67	SCHRAGER Daphne	Female	C2	3000m Individual Pursuit	24 DEC 2000
69	UNWIN Sophie	Female	B	1000m Time Trial, 3000m Individual Pursuit	23 JUL 1994
	HOLL Jenny	Female	PLT		13 SEP 1999
<b>GER - Germany</b>					
72	SENSKA Pierre	Male	C1	1000m Time Trial, 3000m Individual Pursuit	21 JUN 1988
74	ULBRICHT Thomas	Male	B	1000m Time Trial, 4000m Individual Pursuit	10 JUL 1985
	FOERSTEMANN Robert	Male	PLT		5 MAR 1986
76	HAUSBERGER Maike	Female	C2	500m Time Trial, 3000m Individual Pursuit	9 JAN 1995
<b>GHA - Ghana</b>					
79	ASSOR Frederick	Male	B	1000m Time Trial, 4000m Individual Pursuit	30 DEC 1984
	MENSAH Rudolf	Male	PLT		13 NOV 1978
<b>HUN - Hungary</b>					
80	WERMESER Zsombor	Male	C5	1000m Time Trial, 4000m Individual Pursuit	23 MAR 1998
<b>INA - Indonesia</b>					
81	IMAMMUDDIN Muhammad Fadli	Male	C4	4000m Individual Pursuit	25 JUL 1984
<b>IND - India</b>					
82	SHAIK Arshad	Male	C2	1000m Time Trial, 3000m Individual Pursuit	2 JUN 1993
83	GADERIYA Jyoti	Female	C2	500m Time Trial, 3000m Individual Pursuit	29 NOV 1997





**Entry List By NPC**  
Liste d'inscriptions par CNP  
As of TUE 27 AUG 2024

Race Number	NPC Name	Gender	Sport Class	Event	Date of Birth
<b>IRL - Ireland</b>					
84	GORDON Martin	Male	B	1000m Time Trial, 4000m Individual Pursuit	18 MAR 1985
	MULLEN Eoin	Male	PLT		6 AUG 1993
85	GRIMES Ronan	Male	C4	1000m Time Trial, 4000m Individual Pursuit	24 DEC 1988
86	VEREKER Damien	Male	B	1000m Time Trial, 4000m Individual Pursuit	4 JUN 1980
	McLAUGHLIN Mitchell	Male	PLT		18 MAR 1998
87	DUNLEVY Katie-George	Female	B	1000m Time Trial, 3000m Individual Pursuit	26 NOV 1981
	McCRYSTAL Eve	Female	PLT		28 JUL 1978
88	HEALION Josephine	Female	B	1000m Time Trial, 3000m Individual Pursuit	21 SEP 1995
	KELLY Linda	Female	PLT		14 OCT 1993
89	TIMOTHY Richael	Female	C3	500m Time Trial, 3000m Individual Pursuit	27 APR 1995
<b>ITA - Italy</b>					
90	BERNARD Lorenzo	Male	B	1000m Time Trial, 4000m Individual Pursuit	25 MAR 1997
	PLEBANI Davide	Male	PLT		24 JUL 1996
91	CRETTI Claudia	Female	C5	500m Time Trial, 3000m Individual Pursuit	24 MAY 1996
<b>JPN - Japan</b>					
93	KAWAMOTO Shota	Male	C2	1000m Time Trial, 3000m Individual Pursuit	19 AUG 1996
94	KIMURA Kazuhei	Male	B	1000m Time Trial, 4000m Individual Pursuit	23 NOV 1996
	MIURA Kiaki	Male	PLT		29 AUG 2001
95	SUGIURA Keiko	Female	C3	500m Time Trial, 3000m Individual Pursuit	26 DEC 1970
<b>LAT - Latvia</b>					
96	GAILISS Oskars	Male	C4	1000m Time Trial, 4000m Individual Pursuit	23 MAR 1969
<b>MAS - Malaysia</b>					
97	AMIZAZAHAN Muhammad Adi Raimie	Male	C3	1000m Time Trial, 3000m Individual Pursuit	4 OCT 2000
98	SHAHARUDDIN Mohamad Yusof Hafizi	Male	C1	1000m Time Trial, 3000m Individual Pursuit	30 SEP 1997
99	MOHD ZAIS Nur Azlia Syafinaz	Female	B	3000m Individual Pursuit	14 APR 1998
	ZAINAL Nurul Suhada	Female	PLT		10 SEP 1993
100	MUHAMAD ZAMRI Nur Suraiya	Female	B	1000m Time Trial	2 SEP 1995
	MOHD ADNAN Farina Shawati	Female	PLT		17 JUL 1996
<b>NED - Netherlands</b>					
101	ABRAHAM GEBRU Daniel	Male	C5	4000m Individual Pursuit	11 FEB 1985
102	BANGMA Tristan	Male	B	4000m Individual Pursuit	6 OCT 1997
	BOS Patrick	Male	PLT		20 AUG 1987
103	ter SCHURE Vincent	Male	B	4000m Individual Pursuit	24 OCT 1979
	FRANSEN Timo	Male	PLT		3 JUN 1987
104	van de POL Martin	Male	C5	4000m Individual Pursuit	3 MAR 1991
105	GROOT Caroline	Female	C5	500m Time Trial, 3000m Individual Pursuit	4 SEP 1997
<b>NZL - New Zealand</b>					
106	BRIGGS Devon	Male	C3	1000m Time Trial, 3000m Individual Pursuit	13 JAN 2004
107	WESTENBERG Ben	Male	C4	1000m Time Trial, 4000m Individual Pursuit	22 MAY 2005
108	MURRAY Nicole	Female	C5	500m Time Trial, 3000m Individual Pursuit	13 OCT 1992
109	TAYLOR Anna	Female	C4	3000m Individual Pursuit	7 AUG 1991



**Entry List By NPC**  
Liste d'inscriptions par CNP  
As of TUE 27 AUG 2024

Race Number	NPC Name	Gender	Sport Class	Event	Date of Birth
<b>PAN - Panama</b>					
110	GODDARD MEDICA Esteban	Male	C2	1000m Time Trial, 3000m Individual Pursuit	27 AUG 1999
<b>POL - Poland</b>					
111	KOPI CZ Karol	Male	B	4000m Individual Pursuit	25 DEC 2006
	BIALOBLOCKI Marcin	Male	PLT		2 SEP 1983
113	MARCZUK Otylia	Female	B	1000m Time Trial, 3000m Individual Pursuit	17 APR 1990
	BANKOWSKA Ewa	Female	PLT		25 SEP 1984
<b>POR - Portugal</b>					
114	PINAO Telmo	Male	C2	1000m Time Trial, 3000m Individual Pursuit	5 NOV 1979
<b>ROU - Romania</b>					
116	NOVAK Carol-Eduard	Male	C4	1000m Time Trial, 4000m Individual Pursuit	28 JUL 1976
<b>SUI - Switzerland</b>					
117	ZEMP Timothy	Male	C4	1000m Time Trial, 4000m Individual Pursuit, Team Sprint	24 MAR 1993
118	MATILE-DOERIG Franziska	Female	C4	500m Time Trial, 3000m Individual Pursuit, Team Sprint	26 MAR 1992
119	RIGLING Flurina	Female	C2	500m Time Trial, 3000m Individual Pursuit, Team Sprint	22 SEP 1996
<b>SVK - Slovakia</b>					
120	METELKA Jozef	Male	C4	1000m Time Trial, 4000m Individual Pursuit	8 SEP 1986
<b>SWE - Sweden</b>					
121	BECK Anna	Female	C3	3000m Individual Pursuit	24 NOV 1979
<b>THA - Thailand</b>					
122	BOONMALERT Watcharobon	Female	B	1000m Time Trial, 3000m Individual Pursuit	24 DEC 1987
	KESTHONGLANG Kanyarat	Female	PLT		6 OCT 1999
<b>UAE - United Arab Emirates</b>					
123	ALBEDWAWI Ahmed	Male	C5	1000m Time Trial, 4000m Individual Pursuit	3 JUL 1998
<b>UKR - Ukraine</b>					
124	DEMENTYEV Yehor	Male	C5	1000m Time Trial, 4000m Individual Pursuit	12 MAR 1987
<b>USA - United States of America</b>					
125	GARDON Elouan	Male	C5	1000m Time Trial, 4000m Individual Pursuit	8 MAY 2006
126	LARSEN Bryan	Male	C4	1000m Time Trial, 4000m Individual Pursuit	9 JAN 1990
127	WALTON Branden	Male	B	1000m Time Trial, 4000m Individual Pursuit	18 FEB 1998
	SEGGEBRUCH Spencer	Male	PLT		11 APR 1991
128	BOSCO Samantha	Female	C4	500m Time Trial, 3000m Individual Pursuit	18 FEB 1987
129	CHADWICK Hannah	Female	B	1000m Time Trial, 3000m Individual Pursuit	24 JAN 1992
	ESPINOZA Skyler	Female	PLT		10 JUN 1994
130	MORELLI Shawn	Female	C4	500m Time Trial, 3000m Individual Pursuit	29 MAR 1976
<b>UZB - Uzbekistan</b>					
131	ABDULLAEV Azimbek	Male	C5	1000m Time Trial, 4000m Individual Pursuit	21 FEB 1996
132	MIRZOYAROV Golibbek	Male	C2	1000m Time Trial, 3000m Individual Pursuit	18 DEC 1999

**Legend:**  
PLT Pilot                    R Reserve



## Competition Format and Rules

Format et règlement des compétitions

As of FRI 23 AUG 2024

### Paralympic Competition Format

The cycling track competition at the Paris 2024 Paralympic Games features three types of medal events: individual time trial, individual pursuit, and team sprint. These track events are divided into two divisions: C division for athletes with a physical impairment who use a two-wheeled bicycle, and B division for athletes with a visual impairment in which tandem bicycles are used.

Athletes in the C division are divided into different classes (C1 to C5) depending on the severity of their impairment. Visually impaired B division cyclists compete with a sighted rider, known as the 'pilot', sitting at the front of the bike.

### Events

#### Time trial

In the qualification phase, riders compete two at a time. Riders will be paired by sport class in reverse order as best as possible. The six fastest riders will progress to the finals. In events where factored time is used, a rider's time is scaled according to their impairment.

In the finals, riders compete one at a time. Intermediate times are shown every 250m and the finishing time is shown at the end. The rider recording the fastest time is the winner. The B division and men's C division are contested over 1km, and the women's C division over 500m.

#### Individual pursuit

The 10 pursuit races are contested with two athletes on the track at the same time, starting on opposite sides. The riders will be paired in reverse order based on rankings after the entries for the qualification phase. Note: athletes with similar impairments will be paired together during the qualification phase to minimise the chance of creating disadvantages or advantages.

Intermediate times are shown every 1000m and the finishing time is shown at the end. The men's B division and men's C4-5 sport classes are contested over 4km, and the others over 3km. The riders with the two fastest times will race for the gold medal, while the riders ranked third and fourth in the qualifying races will ride against each other for the bronze.

#### Team sprint

This event consists of two stages. The first is a qualifying round cycled over three laps by mixed teams of three riders. Each rider in a team leads for a lap and peels away to allow the rest of the team to sprint for the finish line. Each rider is allocated points according to their gender and impairment, with teams allowed a maximum of 10 points.

The qualifying round is conducted with one team on the track competing alone to record a time for the seeding that determines which teams will contest the finals. The two fastest teams after the qualifying round will race for the gold medal, and the two teams ranked third and fourth will ride for the bronze. Other teams will be ranked based on their times in the qualifying round.

### Competition Rules

The para cycling track competition will be held in accordance with the editions of the following documents in force at the time of the Games:

- The UCI Regulations (available at <https://www.uci.org/regulations/3MyLDDrwJCJJ0BGGOFzOat>)
- The IPC handbook (available at <https://www.paralympic.org/the-ipc/handbook>)



## Competition Format and Rules

Format et règlement des compétitions

As of FRI 23 AUG 2024

The UCI, working with Paris 2024 competition management, will be responsible for the technical control and direction of the cycling track competition at the Paris 2024 Paralympic Games.

### Changes since the Tokyo 2020 Paralympic Games

- Qualification will run during the time trial events, with six athletes moving to the finals. At Tokyo 2020, all time trial events were direct finals.

### Differences from the Olympic Games

- The following events are not conducted at the Paralympic Games but are conducted at the Olympic Games: sprint, keirin, team pursuit, omnium and Madison.
- The following events are conducted at the Paralympic Games but not at the Olympic Games: individual time trial and individual pursuit.
- The team sprint event at the Paralympic Games is an 'open' event for both genders, whereas the Olympics Games featured men's and women's events.
- The team sprint event at the Paralympic Games comprises two phases, opposed to three at the Olympic Games.
- In the team sprint event at the Paralympic Games, only one team is on the track during the qualification phase.

**Note:**

For further information please consult: [www.uci.org](http://www.uci.org)

## Medallists by Events

Médaillé(e)s par épreuve

As of SUN 1 SEP 2024 at 15:45

After 17 of 17 Events

Event	Date	Medal	Name	NPC Code
Men's B 1000m Time Trial	SUN 1 SEP	GOLD	BALL James / LLOYD Steffan	GBR
		SILVER	FACHIE Neil / ROTHERHAM Matthew	GBR
		BRONZE	ULBRICHT Thomas / FOERSTEMANN Robert	GER
Men's C1-2-3 1000m Time Trial	SAT 31 AUG	GOLD	LI Zhangyu	CHN
		SILVER	LIANG Weicong	CHN
		BRONZE	LEAUTE Alexandre	FRA
Men's C4-5 1000m Time Trial	FRI 30 AUG	GOLD	BODDINGTON Korey	AUS
		SILVER	HUNT Blaine	GBR
		BRONZE	CABELLO LLAMAS Alfonso	ESP
Men's C5 4000m Individual Pursuit	SAT 31 AUG	GOLD	FOULON Dorian	FRA
		SILVER	DEMENTYEV Yehor	UKR
		BRONZE	GARDON Elouan	USA
Men's C4 4000m Individual Pursuit	SAT 31 AUG	GOLD	METELKA Jozef	SVK
		SILVER	ATKINSON Archie	GBR
		BRONZE	le ROUSSEAU Gatien	FRA
Men's C3 3000m Individual Pursuit	FRI 30 AUG	GOLD	van GASS Jaco	GBR
		SILVER	GRAHAM Finlay	GBR
		BRONZE	HAYWARD Alexandre	CAN
Men's C2 3000m Individual Pursuit	FRI 30 AUG	GOLD	LEAUTE Alexandre	FRA
		SILVER	VROMANT Ewoud	BEL
		BRONZE	ROBERTSON Matthew	GBR
Men's B 4000m Individual Pursuit	THU 29 AUG	GOLD	BANGMA Tristan / BOS Patrick	NED
		SILVER	BATE Stephen / LATHAM Christopher	GBR
		BRONZE	BERNARD Lorenzo / PLEBANI Davide	ITA
Men's C1 3000m Individual Pursuit	THU 29 AUG	GOLD	LI Zhangyu	CHN
		SILVER	LIANG Weicong	CHN
		BRONZE	TEN ARGILES Ricardo	ESP
Women's C1-2-3 500m Time Trial	SAT 31 AUG	GOLD	REID Amanda	AUS
		SILVER	QIAN Wangwei	CHN
		BRONZE	HAUSBERGER Maïke	GER
Women's B 1000m Time Trial	FRI 30 AUG	GOLD	JORDAN Elizabeth / KHAN Dannielle	GBR
		SILVER	GALLAGHER Jessica / WARD Caitlin	AUS
		BRONZE	UNWIN Sophie / HOLL Jenny	GBR
Women's C4-5 500m Time Trial	THU 29 AUG	GOLD	GROOT Caroline	NED
		SILVER	PATOUILLET Marie	FRA
		BRONZE	O'BRIEN Kate	CAN
Women's C5 3000m Individual Pursuit	SUN 1 SEP	GOLD	PATOUILLET Marie	FRA
		SILVER	GAUGAIN Heidi	FRA
		BRONZE	MURRAY Nicole	NZL
Women's B 3000m Individual Pursuit	SUN 1 SEP	GOLD	UNWIN Sophie / HOLL Jenny	GBR
		SILVER	DUNLEVY Katie-George / McCRYSTAL Eve	IRL
		BRONZE	FACHIE Lora / HALL Corrine	GBR
Women's C4 3000m Individual Pursuit	FRI 30 AUG	GOLD	PETRICOLA Emily	AUS
		SILVER	TAYLOR Anna	NZL
		BRONZE	SHAW Keely	CAN

### Medallists by Events

Médaillé(e)s par épreuve

As of SUN 1 SEP 2024 at 15:45

**After 17 of 17 Events**

Event	Date	Medal	Name	NPC Code	
Women's C1-2-3 3000m Individual Pursuit	THU 29 AUG	GOLD	WANG Xiaomei	CHN	
		SILVER	SCHRAGER Daphne	GBR	
		BRONZE	RIGLING Flurina	SUI	
Mixed C1-5 750m Team Sprint	SUN 1 SEP	GOLD	COX Kadeena	F	GBR
			CUNDY Jody	M	
			van GASS Jaco	M	
		SILVER	CABELLO LLAMAS Alfonso	M	ESP
			JARAMILLO GALLARDO Pablo	M	
			TEN ARGILES Ricardo	M	
BRONZE	ALLAN Gordon	M	AUS		
	BODDINGTON Korey	M			
	DONOHUE Alistair	M			

**Note:**

All riders who competed for a team in any phase are listed, the ones listed in the first group competed in the Final.

**Legend:**

**F** Female                      **M** Male

## Medal Standings

Tableau des médailles

As of SUN 1 SEP 2024 at 15:45

After 17 of 17 Events

Rank	NPC	Men				Women				Open				Total				Rank by Total
		G	S	B	Tot.	G	S	B	Tot.	G	S	B	Tot.	G	S	B	Tot.	
1	GBR - Great Britain	2	5	1	8	2	1	2	5	1			1	5	6	3	14	1
2	CHN - China	2	2		4	1	1		2					3	3		6	3
3	FRA - France	2		2	4	1	2		3					3	2	2	7	2
4	AUS - Australia	1			1	2	1		3			1	1	3	1	1	5	4
5	NED - Netherlands	1			1	1			1					2			2	=7
6	SVK - Slovakia	1			1									1			1	=10
7	ESP - Spain			2	2						1		1		1	2	3	=5
8	NZL - New Zealand					1	1	2							1	1	2	=7
9	BEL - Belgium		1		1										1		1	=10
9	IRL - Ireland					1		1							1		1	=10
9	UKR - Ukraine		1		1										1		1	=10
12	CAN - Canada			1	1			2	2							3	3	=5
13	GER - Germany			1	1			1	1							2	2	=7
14	ITA - Italy			1	1											1	1	=10
14	SUI - Switzerland							1	1							1	1	=10
14	USA - United States			1	1											1	1	=10
	<b>Total:</b>	<b>9</b>	<b>9</b>	<b>9</b>	<b>27</b>	<b>7</b>	<b>7</b>	<b>7</b>	<b>21</b>	<b>1</b>	<b>1</b>	<b>1</b>	<b>3</b>	<b>17</b>	<b>17</b>	<b>17</b>	<b>51</b>	

**Note:**

Rank by Total is calculated by the total number of gold, silver and bronze medals.

**Legend:**

= Equal sign indicates that two or more NPCs share the same rank by total  
**B** Bronze **G** Gold **S** Silver  
**Tot.** Total



### Records Broken

Records battus

As of 1 SEP 2024 at 12:22

Event	Phase	Heat	Name	Sport Class	NPC Code	Time	Record Type
Men's C1-3 1000m Time Trial	Qualifying	8	LEAUTE Alexandre	C2	FRA	1:08.020	WR,PR
	Qualifying	9	van GASS Jaco	C3	GBR	1:05.083	WR,PR
	Final	5	LEAUTE Alexandre	C2	FRA	1:07.944	WR,PR
	Final	3	van GASS Jaco	C3	GBR	1:04.825	WR,PR
Men's C4-5 1000m Time Trial	Qualifying	12	BODDINGTON Korey	C4	AUS	1:02.021	PR
Men's B 4000m Individual Pursuit	Qualifying	8	BANGMA Tristan	B	NED	3:55.396	WR,PR
			BOS Patrick	PLT			
Men's C1 3000m Individual Pursuit	Qualifying	4	LI Zhangyu	C1	CHN	3:31.338	WR,PR
Men's C2 3000m Individual Pursuit	Qualifying	5	LEAUTE Alexandre	C2	FRA	3:24.298	WR,PR
Men's C3 3000m Individual Pursuit	Qualifying	4	van GASS Jaco	C3	GBR	3:15.488	WR,PR
Men's C4 4000m Individual Pursuit	Qualifying	7	ATKINSON Archie	C4	GBR	4:17.700	WR,PR
Men's C5 4000m Individual Pursuit	Qualifying	7	FOULON Dorian	C5	FRA	4:13.934	WR,PR
Women's C1-3 500m Time Trial	Qualifying	3	QIAN Wangwei	C1	CHN	40.883	WR,PR
	Qualifying	5	PEMBLE Mel	C3	CAN	38.512	WR,PR
	Final	5	QIAN Wangwei	C1	CHN	40.878	WR,PR
Women's C4-5 500m Time Trial	Qualifying	6	GROOT Caroline	C5	NED	35.390	WR,PR
Women's B 3000m Individual Pursuit	Qualifying	4	UNWIN Sophie	B	GBR	3:17.643	WR,PR
			HOLL Jenny	PLT			
Women's C1-3 3000m Individual Pursuit	Qualifying	2	QIAN Wangwei	C1	CHN	4:17.814	PR
	Qualifying	5	SCHRAGER Daphne	C2	GBR	3:45.133	WR,PR
	Qualifying	4	WANG Xiaomei	C3	CHN	3:44.660	WR,PR
	Finals	For Gold	WANG Xiaomei	C3	CHN	3:41.692	WR,PR
Women's C4 3000m Individual Pursuit	Qualifying	4	PETRICOLA Emily	C4	AUS	3:35.856	WR,PR

<b>Legend:</b>	<b>PLT</b> Pilot	<b>PR</b> Paralympic Record	<b>WR</b> World Record
----------------	------------------	-----------------------------	------------------------





### Number of Entries by NPC

Nombre d'inscriptions par CNP

As of TUE 27 AUG 2024

NPC	Men				Women				Total Riders
	Time Trial	Individual Pursuit	Team Sprint	Riders	Time Trial	Individual Pursuit	Team Sprint	Riders	
ARG - Argentina	2	2		2	2	2		2	4
AUS - Australia	3	2	3	5	2	4	1	5	10
AUT - Austria	1	1		1					1
BEL - Belgium		1		1					1
BRA - Brazil	1	2		2	1			1	3
CAN - Canada		1		1	3	1		3	4
CHI - Chile	1	1		1					1
CHN - China	2	2		2	3	3		3	5
COL - Colombia	1	2	2	3		2	2	2	5
DOM - Dominican Republic		1		1					1
ESP - Spain	3	3	3	5					5
FRA - France	4	6	5	6	2	3	1	3	9
GBR - Great Britain	6	8	4	10	5	4	1	6	16
GER - Germany	2	2		2	1	1		1	3
GHA - Ghana	1	1		1					1
HUN - Hungary	1	1		1					1
INA - Indonesia		1		1					1
IND - India	1	1		1	1	1		1	2
IRL - Ireland	3	3		3	3	3		3	6
ITA - Italy	1	1		1	1	1		1	2
JPN - Japan	2	2		2	1	1		1	3
LAT - Latvia	1	1		1					1
MAS - Malaysia	2	2		2	1	1		2	4
NED - Netherlands		4		4	1	1		1	5
NZL - New Zealand	2	2		2	1	2		2	4
PAN - Panama	1	1		1					1
POL - Poland		1		1	1	1		1	2
POR - Portugal	1	1		1					1
ROU - Romania	1	1		1					1
SUI - Switzerland	1	1	1	3	2	2	2	2	5
SVK - Slovakia	1	1		1					1
SWE - Sweden						1		1	1
THA - Thailand					1	1		1	1
UAE - UA Emirates	1	1		1					1
UKR - Ukraine	1	1		1					1
USA - United States	3	3		3	3	3		3	6
UZB - Uzbekistan	2	2		2					2

<b>Number of Entries:</b>	<b>52</b>	<b>66</b>	<b>18</b>	<b>76</b>	<b>35</b>	<b>38</b>	<b>7</b>	<b>45</b>	<b>121</b>
<b>Number of NPCs:</b>	<b>29</b>	<b>35</b>	<b>6</b>	<b>35</b>	<b>19</b>	<b>20</b>	<b>5</b>	<b>21</b>	<b>56</b>



**Official Communication**  
Communication officielle

Item: 1

**Women's C4-5 500m Time Trial/Qualifying- Fine**

**Summary:**

Commissaires Decision DAY 1

**Details:**

Women's C4-5 500m Time Trial/Qualifying – Rider 54 PATOUILLET, Marie FRA UCI ID 100 721 273 62 was fined 100 CHF.

Article 2.12.007-3.5.2 : Identification number (body number) modified or incorrectly positioned

Issued by: Jury of commissaires  
Time: 17:33  
Date: 29 AUG 2024

This decision affects:

Results  
Schedule  
Other

X



**Official Communication**  
Communication officielle

Item: 2

**Women's B 3000m Individual Pursuit/Qualifying- Disqualification**

**Summary:**

Commissaires Decision

**Details:**

Women's B 3000m Individual Pursuit/Qualifying – Tandem 50 CENTIS, Anne-Sophie and DELZENNE, Elise is disqualified.

Article 3.10.008-5: Non-regulation movement of riders on the track –disqualification.

Issued by: Jury of commissaires

Time: 12:30

Date: 1 SEP 2024

This decision affects:

Results  
Schedule  
Other

X

**Official Communication**  
Communication officielle

Item: 3

**Bike Checks**

**Summary:**

Bike Check for technological fraud

**Details:**

The UCI has performed 73 bike checks of the medalists and world record rides for technological fraud. There were 318 in-competition bike measurements conducted, as well as numerous daily pre-competition checks.

Confirmation of UCI-approved adaptations were also checked during the 2024 Track cycling Paris Paralympic Games

Issued by: President of the Commissaires Panel  
Time: 16:10  
Date: 1 SEP 2024

This decision affects:

Results  
Schedule  
Other

X

## Sport Communication

Communication sportive

Item: 1

### Confirmation of Starters Schedule and Bicycle Pre Check Schedule

#### Summary:

Schedules for confirmation of starters per nation and when bicycle pre checks will take place

#### Details:

The confirmation of starters will take place from 13:00-15:00 on the 27<sup>th</sup> of August in the Press Conference Room of the Velodrome located on level 0. Teams are requested to come at the assigned slot listed below.

Confirmation of starters Schedule				
13:00	GBR	CAN	UAE	INA
13:10	FRA	GER	UKR	HUN
13:20	AUS	IND	UZB	NZL
13:40	NED	THA	POR	ITA
13:50	ESP	LAT	ROU	
14:00	MAS	BRA	ARG	
14:10	POL	SUI	AUT	
14:20	CHN	BEL	DOM	
14:30	COL	CHI	SWE	
14:40	USA	SVK	PAN	
14:50	JPN	IRL	GHA	

We also ask inform all nations that bicycle pre checks will take place at the following times.

Times	27-Aug	28-Aug
09:45 - 11:20		Open timeslot
11:20 - 12:40	C	
13:00 - 14:20	E	
14:20 - 15:40	D	
15:40 - 17:00	B	
17:00 - 18:20	A	

Issued by: UCI Technical Delegates  
Time: 11:26  
Date: 26 AUG 2024



## Final Classification

Classement final

Rank	Race Number	Name	Sport Class	NPC Code
<b>Final</b>				
1	27	LI Zhangyu	C1	CHN
2	28	LIANG Weicong	C1	CHN
3	47	LEAUTE Alexandre	C2	FRA
4	61	van GASS Jaco	C3	GBR
5	5	ALLAN Gordon	C2	AUS
6	93	KAWAMOTO Shota	C2	JPN
<b>Did not qualify for Final</b>				
7	106	BRIGGS Devon	C3	NZL
8	98	SHAHARUDDIN Mohamad Yusof Hafizi	C1	MAS
9	49	PEYROTON-DARTET Thomas	C3	FRA
10	72	SENSKA Pierre	C1	GER
11	97	AMIZAZAHAN Muhammad Adi Raimie	C3	MAS
12	2	LOPEZ Rodrigo Fernando	C1	ARG
13	43	TEN ARGILES Ricardo	C1	ESP
14	114	PINAO Telmo	C2	POR
15	132	MIRZOYAROV Golibbek	C2	UZB
16	110	GODDARD MEDICA Esteban	C2	PAN
17	82	SHAIK Arshad	C2	IND



## Results

Résultats

### C1 Records

<b>World Record</b>	1:08.347	LI Zhangyu	CHN Tokyo (JPN)	27 AUG 2021
<b>Paralympic Record</b>	1:08.347	LI Zhangyu	CHN Tokyo (JPN)	27 AUG 2021

### C2 Records

<b>World Record</b>	1:08.020	LEAUTE Alexandre	FRA Paris (FRA)	31 AUG 2024
<b>Paralympic Record</b>	1:08.020	LEAUTE Alexandre	FRA Paris (FRA)	31 AUG 2024

### C3 Records

<b>World Record</b>	1:05.083	van GASS Jaco	GBR Paris (FRA)	31 AUG 2024
<b>Paralympic Record</b>	1:05.083	van GASS Jaco	GBR Paris (FRA)	31 AUG 2024

Rank	Race Number	Name	Sport Class	NPC Code	Real Time	Factor (%)	Factored Time
1	27	LI Zhangyu	C1	CHN	1:08.993	92.01	<b>1:03.480</b>
2	28	LIANG Weicong	C1	CHN	1:09.670	92.01	<b>1:04.103</b>
3	47	LEAUTE Alexandre	C2	FRA	1:07.944 WR	94.50	<b>1:04.207</b>
4	61	van GASS Jaco	C3	GBR	1:04.825 WR	100.00	<b>1:04.825</b>
5	5	ALLAN Gordon	C2	AUS	1:09.803	94.50	<b>1:05.964</b>
6	93	KAWAMOTO Shota	C2	JPN	1:11.597	94.50	<b>1:07.659</b>

**Legend:**  
**WR** World Record



## Start List

Liste de départ

### C1 Records

World Record	1:08.347	LI Zhangyu	CHN Tokyo (JPN)	27 AUG 2021
Paralympic Record	1:08.347	LI Zhangyu	CHN Tokyo (JPN)	27 AUG 2021

### C2 Records

World Record	1:08.020	LEAUTE Alexandre	FRA Paris (FRA)	31 AUG 2024
Paralympic Record	1:08.020	LEAUTE Alexandre	FRA Paris (FRA)	31 AUG 2024

### C3 Records

World Record	1:05.083	van GASS Jaco	GBR Paris (FRA)	31 AUG 2024
Paralympic Record	1:05.083	van GASS Jaco	GBR Paris (FRA)	31 AUG 2024

Heat	Race Number	Name	Sport Class	NPC Code	Factor (%)	Time
1	93	KAWAMOTO Shota	C2	JPN	94.50	_____
2	5	ALLAN Gordon	C2	AUS	94.50	_____
3	61	van GASS Jaco	C3	GBR	100.00	_____
4	28	LIANG Weicong	C1	CHN	92.01	_____
5	47	LEAUTE Alexandre	C2	FRA	94.50	_____
6	27	LI Zhangyu	C1	CHN	92.01	_____





## Results

### Résultats

#### C1 Records

<b>World Record</b>	1:08.347	LI Zhangyu	CHN Tokyo (JPN)	27 AUG 2021
<b>Paralympic Record</b>	1:08.347	LI Zhangyu	CHN Tokyo (JPN)	27 AUG 2021

#### C2 Records

<b>World Record</b>	1:08.358	LEAUTE Alexandre	FRA Rio de Janeiro (BRA)	23 MAR 2024
<b>Paralympic Record</b>	1:09.211	LEAUTE Alexandre	FRA Tokyo (JPN)	27 AUG 2021

#### C3 Records

<b>World Record</b>	1:05.259	BRIGGS Devon	NZL Rio de Janeiro (BRA)	23 MAR 2024
<b>Paralympic Record</b>	1:05.569	VAN GASS Jaco	GBR Tokyo (JPN)	27 AUG 2021

Rank	Race Number	Name	Sport Class	NPC Code	Real Time	Factor (%)	Factored Time	
1	27	LI Zhangyu	C1	CHN	1:09.315	92.01	1:03.777	Q
2	47	LEAUTE Alexandre	C2	FRA	1:08.020 WR	94.50	1:04.279	Q
3	28	LIANG Weicong	C1	CHN	1:09.992	92.01	1:04.400	Q
4	61	van GASS Jaco	C3	GBR	1:05.083 WR	100.00	1:05.083	Q
5	5	ALLAN Gordon	C2	AUS	1:09.403	94.50	1:05.586	Q
6	93	KAWAMOTO Shota	C2	JPN	1:11.296	94.50	1:07.375	Q
7	106	BRIGGS Devon	C3	NZL	1:08.505	100.00	1:08.505	
8	98	SHAHARUDDIN Mohamad Yusof Hafizi	C1	MAS	1:15.521	92.01	1:09.487	
9	49	PEYROTON-DARTET Thomas	C3	FRA	1:10.784	100.00	1:10.784	
10	72	SENSKA Pierre	C1	GER	1:17.654	92.01	1:11.449	
11	97	AMIZAZAHAN Muhammad Adi Raimie	C3	MAS	1:13.780	100.00	1:13.780	
12	2	LOPEZ Rodrigo Fernando	C1	ARG	1:20.223	92.01	1:13.813	
13	43	TEN ARGILES Ricardo	C1	ESP	1:21.208	92.01	1:14.719	
14	114	PINAO Telmo	C2	POR	1:20.586	94.50	1:16.154	
15	132	MIRZOYAROV Golibbek	C2	UZB	1:20.596	94.50	1:16.163	
16	110	GODDARD MEDICA Esteban	C2	PAN	1:24.776	94.50	1:20.113	
17	82	SHAIK Arshad	C2	IND	1:26.154	94.50	1:21.416	

#### Progression rule:

Top 6 riders qualify for final.

#### Legend:

**Q** Qualified      **WR** World Record


**Start List**

Liste de départ

**C1 Records**

<b>World Record</b>	1:08.347	LI Zhangyu	CHN Tokyo (JPN)	27 AUG 2021
<b>Paralympic Record</b>	1:08.347	LI Zhangyu	CHN Tokyo (JPN)	27 AUG 2021

**C2 Records**

<b>World Record</b>	1:08.358	LEAUTE Alexandre	FRA Rio de Janeiro (BRA)	23 MAR 2024
<b>Paralympic Record</b>	1:09.211	LEAUTE Alexandre	FRA Tokyo (JPN)	27 AUG 2021

**C3 Records**

<b>World Record</b>	1:05.259	BRIGGS Devon	NZL Rio de Janeiro (BRA)	23 MAR 2024
<b>Paralympic Record</b>	1:05.569	VAN GASS Jaco	GBR Tokyo (JPN)	27 AUG 2021

Heat	Race Number	Name	Sport Class	NPC Code	Factor (%)	Time
1	110	GODDARD MEDICA Esteban	C2	PAN	94.50	_____
2	132	MIRZOYAROV Golibbek	C2	UZB	94.50	_____
	82	SHAIK Arshad	C2	IND	94.50	_____
3	2	LOPEZ Rodrigo Fernando	C1	ARG	92.01	_____
	114	PINAO Telmo	C2	POR	94.50	_____
4	98	SHAHARUDDIN Mohamad Yusof Hafizi	C1	MAS	92.01	_____
	72	SENSKA Pierre	C1	GER	92.01	_____
5	28	LIANG Weicong	C1	CHN	92.01	_____
	43	TEN ARGILES Ricardo	C1	ESP	92.01	_____
6	93	KAWAMOTO Shota	C2	JPN	94.50	_____
	97	AMIZAZAHAN Muhammad Adi Raimie	C3	MAS	100.00	_____
7	27	LI Zhangyu	C1	CHN	92.01	_____
	49	PEYROTON-DARTET Thomas	C3	FRA	100.00	_____
8	47	LEAUTE Alexandre	C2	FRA	94.50	_____
	5	ALLAN Gordon	C2	AUS	94.50	_____
9	106	BRIGGS Devon	C3	NZL	100.00	_____
	61	van GASS Jaco	C3	GBR	100.00	_____

**Progression rule:**

Top 6 riders qualify for final.



## Final Classification

Classement final

Rank	Race Number	Name	Sport Class	NPC Code
<b>Final</b>				
1	6	BODDINGTON Korey	C4	AUS
2	59	HUNT Blaine	C5	GBR
3	37	CABELLO LLAMAS Alfonso	C5	ESP
4	56	CUNDY Jody	C4	GBR
5	53	ATKINSON Archie	C4	GBR
6	120	METELKA Jozef	C4	SVK
<b>Did not qualify for Final</b>				
7	116	NOVAK Carol-Eduard	C4	ROU
8	85	GRIMES Ronan	C4	IRL
9	32	MATIZ RUIZ Edwin Fabian	C5	COL
10	80	WERMESER Zsombor	C5	HUN
11	44	FOULON Dorian	C5	FRA
12	15	LASSER Franz-Josef	C5	AUT
13	40	JARAMILLO GALLARDO Pablo	C5	ESP
14	126	LARSEN Bryan	C4	USA
15	125	GARDON Elouan	C5	USA
16	124	DEMENTYEV Yehor	C5	UKR
17	26	MOYA CONTRERAS Hernan	C5	CHI
18	117	ZEMP Timothy	C4	SUI
19	46	le ROUSSEAU Gatien	C4	FRA
20	20	MOURO CHAMAN Lauro Cesar	C5	BRA
21	131	ABDULLAEV Azimbek	C5	UZB
22	123	ALBEDWAWI Ahmed	C5	UAE
23	96	GAILISS Oskars	C4	LAT



## Results

Résultats

### C4 Records

<b>World Record</b>	1:01.466	CUNDY Jody	GBR	Aguascalientes (MEX)	12 APR 2014
<b>Paralympic Record</b>	1:02.021	BODDINGTON Korey	AUS	Paris (FRA)	30 AUG 2024

### C5 Records

<b>World Record</b>	1:01.557	CABELLO Alfonso	ESP	Tokyo (JPN)	26 AUG 2021
<b>Paralympic Record</b>	1:01.557	CABELLO Alfonso	ESP	Tokyo (JPN)	26 AUG 2021

Rank	Race Number	Name	Sport Class	NPC Code	Real Time	Factor (%)	Factored Time
1	6	BODDINGTON Korey	C4	AUS	1:02.487	98.66	<b>1:01.650</b>
2	59	HUNT Blaine	C5	GBR	1:01.776	100.00	<b>1:01.776</b>
3	37	CABELLO LLAMAS Alfonso	C5	ESP	1:01.969	100.00	<b>1:01.969</b>
4	56	CUNDY Jody	C4	GBR	1:03.353	98.66	<b>1:02.504</b>
5	53	ATKINSON Archie	C4	GBR	1:04.401	98.66	<b>1:03.538</b>
6	120	METELKA Jozef	C4	SVK	1:08.861	98.66	<b>1:07.938</b>



**Start List**  
Liste de départ

**C4 Records**

<b>World Record</b>	1:01.466	CUNDY Jody	GBR	Aguascalientes (MEX)	12 APR 2014
<b>Paralympic Record</b>	1:02.021	BODDINGTON Korey	AUS	Paris (FRA)	30 AUG 2024

**C5 Records**

<b>World Record</b>	1:01.557	CABELLO Alfonso	ESP	Tokyo (JPN)	26 AUG 2021
<b>Paralympic Record</b>	1:01.557	CABELLO Alfonso	ESP	Tokyo (JPN)	26 AUG 2021

Heat	Race Number	Name	Sport Class	NPC Code	Factor (%)	Time
1	120	METELKA Jozef	C4	SVK	98.66	_____
2	53	ATKINSON Archie	C4	GBR	98.66	_____
3	56	CUNDY Jody	C4	GBR	98.66	_____
4	37	CABELLO LLAMAS Alfonso	C5	ESP	100.00	_____
5	59	HUNT Blaine	C5	GBR	100.00	_____
6	6	BODDINGTON Korey	C4	AUS	98.66	_____



## Results

### Résultats

#### C4 Records

<b>World Record</b>	1:01.466	CUNDY Jody	GBR	Aguascalientes (MEX)	12 APR 2014
<b>Paralympic Record</b>	1:02.529	CUNDY Jody	GBR	Tokyo (JPN)	26 AUG 2021

#### C5 Records

<b>World Record</b>	1:01.557	CABELLO Alfonso	ESP	Tokyo (JPN)	26 AUG 2021
<b>Paralympic Record</b>	1:01.557	CABELLO Alfonso	ESP	Tokyo (JPN)	26 AUG 2021

Rank	Race Number	Name	Sport Class	NPC Code	Real Time	Factor (%)	Factored Time	
1	6	BODDINGTON Korey	C4	AUS	1:02.021 PR	98.66	1:01.190	Q
2	59	HUNT Blaine	C5	GBR	1:02.005	100.00	1:02.005	Q
3	37	CABELLO LLAMAS Alfonso	C5	ESP	1:02.050	100.00	1:02.050	Q
4	56	CUNDY Jody	C4	GBR	1:03.231	98.66	1:02.384	Q
5	53	ATKINSON Archie	C4	GBR	1:04.371	98.66	1:03.508	Q
6	120	METELKA Jozef	C4	SVK	1:05.826	98.66	1:04.944	Q
7	116	NOVAK Carol-Eduard	C4	ROU	1:06.039	98.66	1:05.154	
8	85	GRIMES Ronan	C4	IRL	1:06.411	98.66	1:05.521	
9	32	MATIZ RUIZ Edwin Fabian	C5	COL	1:05.703	100.00	1:05.703	
10	80	WERMESER Zsombor	C5	HUN	1:05.912	100.00	1:05.912	
11	44	FOULON Dorian	C5	FRA	1:06.392	100.00	1:06.392	
12	15	LASSER Franz-Josef	C5	AUT	1:06.463	100.00	1:06.463	
13	40	JARAMILLO GALLARDO Pablo	C5	ESP	1:06.634	100.00	1:06.634	
14	126	LARSEN Bryan	C4	USA	1:08.158	98.66	1:07.245	
15	125	GARDON Elouan	C5	USA	1:08.006	100.00	1:08.006	
16	124	DEMENTYEV Yehor	C5	UKR	1:08.043	100.00	1:08.043	
17	26	MOYA CONTRERAS Hernan	C5	CHI	1:08.476	100.00	1:08.476	
18	117	ZEMP Timothy	C4	SUI	1:09.991	98.66	1:09.053	
19	46	le ROUSSEAU Gatien	C4	FRA	1:10.830	98.66	1:09.881	
20	20	MOURO CHAMAN Lauro Cesar	C5	BRA	1:10.393	100.00	1:10.393	
21	131	ABDULLAEV Azimbek	C5	UZB	1:10.826	100.00	1:10.826	
22	123	ALBEDWAWI Ahmed	C5	UAE	1:13.100	100.00	1:13.100	
23	96	GAILISS Oskars	C4	LAT	1:15.167	98.66	1:14.160	

#### Progression rule:

Top 6 riders qualify for final.

#### Legend:

**PR** Paralympic Record      **Q** Qualified



**Start List**  
Liste de départ

**C4 Records**

<b>World Record</b>	1:01.466	CUNDY Jody	GBR	Aguascalientes (MEX)	12 APR 2014
<b>Paralympic Record</b>	1:02.529	CUNDY Jody	GBR	Tokyo (JPN)	26 AUG 2021

**C5 Records**

<b>World Record</b>	1:01.557	CABELLO Alfonso	ESP	Tokyo (JPN)	26 AUG 2021
<b>Paralympic Record</b>	1:01.557	CABELLO Alfonso	ESP	Tokyo (JPN)	26 AUG 2021

Heat	Race Number	Name	Sport Class	NPC Code	Factor (%)	Time
1	123	ALBEDWAWI Ahmed	C5	UAE	100.00	_____
	96	GAILISS Oskars	C4	LAT	98.66	_____
2	26	MOYA CONTRERAS Hernan	C5	CHI	100.00	_____
	131	ABDULLAEV Azimbek	C5	UZB	100.00	_____
3	85	GRIMES Ronan	C4	IRL	98.66	_____
	117	ZEMP Timothy	C4	SUI	98.66	_____
4	40	JARAMILLO GALLARDO Pablo	C5	ESP	100.00	_____
	125	GARDON Elouan	C5	USA	100.00	_____
5	80	WERMESER Zsombor	C5	HUN	100.00	_____
	20	MOURO CHAMAN Lauro Cesar	C5	BRA	100.00	_____
6	116	NOVAK Carol-Eduard	C4	ROU	98.66	_____
	126	LARSEN Bryan	C4	USA	98.66	_____
7	124	DEMENTYEV Yehor	C5	UKR	100.00	_____
	120	METELKA Jozef	C4	SVK	98.66	_____
8	46	le ROUSSEAU Gatien	C4	FRA	98.66	_____
	32	MATIZ RUIZ Edwin Fabian	C5	COL	100.00	_____
9	53	ATKINSON Archie	C4	GBR	98.66	_____
10	56	CUNDY Jody	C4	GBR	98.66	_____
	15	LASSER Franz-Josef	C5	AUT	100.00	_____
11	59	HUNT Blaine	C5	GBR	100.00	_____
	44	FOULON Dorian	C5	FRA	100.00	_____
12	37	CABELLO LLAMAS Alfonso	C5	ESP	100.00	_____
	6	BODDINGTON Corey	C4	AUS	98.66	_____

**Progression rule:**

Top 6 riders qualify for final.



## Final Classification

Classement final

Rank	Race Number	Name	Sport Class	NPC Code
<b>Final</b>				
1	54	BALL James LLOYD Steffan	B PLT	GBR
2	57	FACHIE Neil ROTHERHAM Matthew	B PLT	GBR
3	74	ULBRICHT Thomas FOERSTEMANN Robert	B PLT	GER
4	9	PERRIS Kane ZACCARIA Luke	B PLT	AUS
5	84	GORDON Martin MULLEN Eoin	B PLT	IRL
6	94	KIMURA Kazuhei MIURA Kiaki	B PLT	JPN
<b>Did not qualify for Final</b>				
7	90	BERNARD Lorenzo PLEBANI Davide	B PLT	ITA
8	127	WALTON Branden SEGGEBRUCH Spencer	B PLT	USA
9	1	GOMEZ Maximiliano TOLOSA Sebastian Jose	B PLT	ARG
10	86	VEREKER Damien McLAUGHLIN Mitchell	B PLT	IRL
11	79	ASSOR Frederick MENSAH Rudolf	B PLT	GHA

**Legend:**  
PLT Pilot





## Results

### Résultats

<b>World Record</b>	58.038	FACHIE Neil	GBR Tokyo (JPN)	28 AUG 2021
<b>Paralympic Record</b>	58.038	FACHIE Neil	GBR Tokyo (JPN)	28 AUG 2021

Rank	Race Number	Name	Sport Class	NPC Code	250m	500m 250-500	750m 500-750	Time 750-1000	Average Speed km/h	
GOLD	1	54	BALL James	B	GBR	18.776 (2)	31.537 (2)	44.744 (1)	<b>58.964</b>	61.054
			LLOYD Steffan	PLT		12.761 (1)	13.207 (1)	14.220 (1)		
SILVER	2	57	FACHIE Neil	B	GBR	18.280 (1)	31.286 (1)	44.800 (2)	<b>59.312</b>	60.696
			ROTHERHAM Matthew	PLT		13.006 (3)	13.514 (3)	14.512 (3)		
BRONZE	3	74	ULBRICHT Thomas	B	GER	19.001 (3)	31.933 (3)	45.394 (3)	<b>59.862</b>	60.138
			FOERSTEMANN Robert	PLT		12.932 (2)	13.461 (2)	14.468 (2)		
	4	9	PERRIS Kane	B	AUS	19.344 (4)	32.594 (4)	46.329 (4)	<b>1:00.940</b>	59.074
			ZACCARIA Luke	PLT		13.250 (4)	13.735 (5)	14.611 (5)		
	5	84	GORDON Martin	B	IRL	19.886 (5)	33.167 (5)	46.816 (5)	<b>1:01.520</b>	58.518
			MULLEN Eoin	PLT		13.281 (5)	13.649 (4)	14.704 (6)		
	6	94	KIMURA Kazuhei	B	JPN	20.337 (6)	34.116 (6)	47.993 (6)	<b>1:02.567</b>	57.538
			MIURA Kiaki	PLT		13.779 (6)	13.877 (6)	14.574 (4)		

Legend:  
PLT Pilot



Start List  
Liste de départ

<b>World Record</b>	58.038	FACHIE Neil	GBR Tokyo (JPN)	28 AUG 2021
<b>Paralympic Record</b>	58.038	FACHIE Neil	GBR Tokyo (JPN)	28 AUG 2021

Heat	Race Number	Name	Sport Class	NPC Code	Time
1	94	KIMURA Kazuhei MIURA Kiaki	B PLT	JPN	_____
2	84	GORDON Martin MULLEN Eoin	B PLT	IRL	_____
3	57	FACHIE Neil ROTHERHAM Matthew	B PLT	GBR	_____
4	9	PERRIS Kane ZACCARIA Luke	B PLT	AUS	_____
5	54	BALL James LLOYD Steffan	B PLT	GBR	_____
6	74	ULBRICHT Thomas FOERSTEMANN Robert	B PLT	GER	_____

Legend:  
PLT Pilot



**Results**

Résultats

<b>World Record</b>	58.038	FACHIE Neil	GBR Tokyo (JPN)	28 AUG 2021
<b>Paralympic Record</b>	58.038	FACHIE Neil	GBR Tokyo (JPN)	28 AUG 2021

Rank	Race Number	Name	Sport Class	NPC Code	250m	500m 250-500	750m 500-750	Time 750-1000	Average Speed km/h	
1	74	<b>ULBRICHT Thomas</b> <b>FOERSTEMANN Robert</b>	<b>B</b> <b>PLT</b>	<b>GER</b>	18.904 (3)	31.847 (3) 12.943 (2)	45.201 (2) 13.354 (1)	<b>59.480</b> 14.279 (4)	60.525	Q
2	54	<b>BALL James</b> <b>LLOYD Steffan</b>	<b>B</b> <b>PLT</b>	<b>GBR</b>	18.573 (2)	31.294 (2) 12.721 (1)	44.721 (1) 13.427 (2)	<b>59.793</b> 15.072 (9)	60.208	Q
3	9	<b>PERRIS Kane</b> <b>ZACCARIA Luke</b>	<b>B</b> <b>PLT</b>	<b>AUS</b>	19.356 (4)	32.486 (4) 13.130 (4)	45.943 (4) 13.457 (3)	<b>1:00.374</b> 14.431 (6)	59.628	Q
4	57	<b>FACHIE Neil</b> <b>ROTHERHAM Matthew</b>	<b>B</b> <b>PLT</b>	<b>GBR</b>	18.220 (1)	31.216 (1) 12.996 (3)	45.458 (3) 14.242 (10)	<b>1:00.543</b> 15.085 (10)	59.462	Q
5	84	<b>GORDON Martin</b> <b>MULLEN Eoin</b>	<b>B</b> <b>PLT</b>	<b>IRL</b>	19.808 (5)	33.014 (5) 13.206 (5)	46.537 (5) 13.523 (4)	<b>1:01.158</b> 14.621 (7)	58.864	Q
6	94	<b>KIMURA Kazuhei</b> <b>MIURA Kiaki</b>	<b>B</b> <b>PLT</b>	<b>JPN</b>	20.341 (6)	33.950 (6) 13.609 (6)	47.605 (6) 13.655 (5)	<b>1:02.022</b> 14.417 (5)	58.044	Q
7	90	<b>BERNARD Lorenzo</b> <b>PLEBANI Davide</b>	<b>B</b> <b>PLT</b>	<b>ITA</b>	21.824 (8)	36.158 (8) 14.334 (8)	49.965 (8) 13.807 (7)	<b>1:03.744</b> 13.779 (1)	56.476	
8	127	<b>WALTON Branden</b> <b>SEGGEBRUCH Spencer</b>	<b>B</b> <b>PLT</b>	<b>USA</b>	21.999 (9)	36.209 (9) 14.210 (7)	49.937 (7) 13.728 (6)	<b>1:04.080</b> 14.143 (2)	56.180	
9	1	<b>GOMEZ Maximiliano</b> <b>TOLOSA Sebastian Jose</b>	<b>B</b> <b>PLT</b>	<b>ARG</b>	21.576 (7)	35.912 (7) 14.336 (9)	50.110 (9) 14.198 (9)	<b>1:05.022</b> 14.912 (8)	55.366	
10	86	<b>VEREKER Damien</b> <b>McLAUGHLIN Mitchell</b>	<b>B</b> <b>PLT</b>	<b>IRL</b>	23.397 (10)	38.357 (10) 14.960 (10)	52.531 (10) 14.174 (8)	<b>1:06.740</b> 14.209 (3)	53.941	
11	79	<b>ASSOR Frederick</b> <b>MENSAH Rudolf</b>	<b>B</b> <b>PLT</b>	<b>GHA</b>	25.020 (11)	42.834 (11) 17.814 (11)	1:02.743 (11) 19.909 (11)	<b>1:24.722</b> 21.979 (11)	42.492	

**Progression rule:**

Top 6 riders qualify for final.

**Legend:**

**PLT** Pilot      **Q** Qualified



# Saint-Quentin-en-Yvelines National Velodrome

Vélodrome National de Saint-Quentin-en-Yvelines

**SUN 1 SEP 2024**

Start Time 11:00

## Para Cycling Track


Para cyclisme sur piste

### Men's B 1000m Time Trial

CLM 1000m hommes B

#### Qualifying

Qualification



## Start List

Liste de départ

<b>World Record</b>	58.038	FACHIE Neil	GBR Tokyo (JPN)	28 AUG 2021
<b>Paralympic Record</b>	58.038	FACHIE Neil	GBR Tokyo (JPN)	28 AUG 2021

Heat	Race Number	Name	Sport Class	NPC Code	Time
1	79	ASSOR Frederick MENSAH Rudolf	B PLT	GHA	_____
2	86	VEREKER Damien McLAUGHLIN Mitchell	B PLT	IRL	_____
	127	WALTON Branden SEGGEBRUCH Spencer	B PLT	USA	_____
3	94	KIMURA Kazuhei MIURA Kiaki	B PLT	JPN	_____
	1	GOMEZ Maximiliano TOLOSA Sebastian Jose	B PLT	ARG	_____
4	84	GORDON Martin MULLEN Eoin	B PLT	IRL	_____
	90	BERNARD Lorenzo PLEBANI Davide	B PLT	ITA	_____
5	54	BALL James LLOYD Steffan	B PLT	GBR	_____
	9	PERRIS Kane ZACCARIA Luke	B PLT	AUS	_____
6	57	FACHIE Neil ROTHERHAM Matthew	B PLT	GBR	_____
	74	ULBRICHT Thomas FOERSTEMANN Robert	B PLT	GER	_____

#### Progression rule:

Top 6 riders qualify for final.

#### Legend:

PLT Pilot



**Final Classification**  
Classement final

Rank	Race Number	Name	Sport Class	NPC Code
1	27	LI Zhangyu	C1	CHN
2	28	LIANG Weicong	C1	CHN
3	43	TEN ARGILES Ricardo	C1	ESP
4	72	SENSKA Pierre	C1	GER
5	98	SHAHARUDDIN Mohamad Yusof Hafizi	C1	MAS
6	2	LOPEZ Rodrigo Fernando	C1	ARG
7	19	GOMES SOARES Carlos Alberto	C1	BRA



**Results**  
Résultats

<b>World Record</b>	3:31.338	LI Zhangyu	CHN Paris (FRA)	29 AUG 2024
<b>Paralympic Record</b>	3:31.338	LI Zhangyu	CHN Paris (FRA)	29 AUG 2024

Rank	Race Number	Name	Sport Class	NPC Code	1000m	2000m 1000-2000	Time 2000-3000	Average Speed km/h
GOLD	1	27	LI Zhangyu	C1	CHN	1:12.156		
SILVER	2	28	LIANG Weicong	C1	CHN	1:12.010	<b>OVL</b>	
BRONZE	3	43	TEN ARGILES Ricardo	C1	ESP	1:17.471	2:30.696 1:13.225	<b>3:45.152</b> 47.968
	4	72	SENSKA Pierre	C1	GER	1:19.395	2:33.416 1:14.021	<b>3:50.926</b> 46.768
	5	98	SHAHARUDDIN MYH	C1	MAS			
	6	2	LOPEZ Rodrigo Fernando	C1	ARG			
	7	19	GOMES SOARES CA	C1	BRA			

**Legend:**  
**OVL** Overlapped



### Race Analysis

Analyse de la course

**For Gold**

27 LI Zhangyu - CHN				Lap	28 LIANG Weicong - CHN			
Distance	Time	Rank	Lap Time		Distance	Time	Rank	Lap Time
125m	14.379	2			125m	13.065	1	
250m	23.378	2	23.378	1	250m	20.828	1	20.828
375m	31.441	2			375m	28.259	1	
500m	39.445	2	16.067	2	500m	36.082	1	15.254
625m	47.445	2			625m	44.346	1	
750m	55.581	2	16.136	3	750m	53.127	1	17.045
875m	1:03.774	2			875m	1:02.341	1	
1000m	1:12.156	2	16.575	4	1000m	1:12.010	1	18.883
1125m	1:20.583	1			1125m	1:21.849	2	
1250m	1:29.151	1	16.995	5	1250m	1:32.182	2	20.172
1375m	1:37.685	1			1375m	1:42.810	2	
1500m	1:46.303	1	17.152	6	1500m	1:53.684	2	21.502
1625m	1:54.841	1			1625m	2:04.812	2	
1750m	2:04.222	1	17.919	7	1750m	OVL		
1875m	2:15.018	1			1875m			
2000m				8	2000m			
2125m				9	2125m			
2250m				10	2250m			
2375m				11	2375m			
2500m				12	2500m			
2625m					2625m			
2750m					2750m			
2875m					2875m			
3000m					3000m			

**For Bronze**

43 TEN ARGILES Ricardo - ESP				Lap	72 SENSKA Pierre - GER			
Distance	Time	Rank	Lap Time		Distance	Time	Rank	Lap Time
125m	14.048	3			125m	14.774	4	
250m	23.393	3	23.393	1	250m	24.550	4	24.550
375m	32.468	3			375m	33.962	4	
500m	41.466	3	18.073	2	500m	43.124	4	18.574
625m	50.393	3			625m	52.223	4	
750m	59.393	3	17.927	3	750m	1:01.278	4	18.154
875m	1:08.387	3			875m	1:10.322	4	
1000m	1:17.471	3	18.078	4	1000m	1:19.395	4	18.117
1125m	1:26.540	3			1125m	1:28.465	4	
1250m	1:35.708	3	18.237	5	1250m	1:37.520	4	18.125
1375m	1:44.856	3			1375m	1:46.680	4	
1500m	1:54.030	3	18.322	6	1500m	1:55.877	4	18.357
1625m	2:03.221	3			1625m	2:05.149	4	
1750m	2:12.415	3	18.385	7	1750m	2:14.519	4	18.642
1875m	2:21.540	3			1875m	2:23.924	4	
2000m	2:30.696	3	18.281	8	2000m	2:33.416	4	18.897
2125m	2:39.862	3			2125m	2:42.927	4	
2250m	2:49.142	3	18.446	9	2250m	2:52.465	4	19.049
2375m	2:58.450	3			2375m	3:02.073	4	
2500m	3:07.779	3	18.637	10	2500m	3:11.780	4	19.315
2625m	3:17.063	3			2625m	3:21.591	4	
2750m	3:26.395	3	18.616	11	2750m	3:31.327	4	19.547
2875m	3:35.670	3			2875m	3:41.124	4	
3000m	3:45.152	3	18.757	12	3000m	3:50.926	4	19.599



---

**Race Analysis**  
Analyse de la course

**Legend:**  
OVL Overlapped





Start List  
Liste de départ

World Record	3:31.338	LI Zhangyu	CHN Paris (FRA)	29 AUG 2024
Paralympic Record	3:31.338	LI Zhangyu	CHN Paris (FRA)	29 AUG 2024

Heat	Race Number	Name	Sport Class	NPC Code	Time
For Bronze	43	TEN ARGILES Ricardo	C1	ESP	_____
	72	SENSKA Pierre	C1	GER	_____
For Gold	27	LI Zhangyu	C1	CHN	_____
	28	LIANG Weicong	C1	CHN	_____



Results

Résultats

<b>World Record</b>	3:35.954	ASTASHOV Mikhail	RPC Tokyo (JPN)	26 AUG 2021
<b>Paralympic Record</b>	3:35.954	ASTASHOV Mikhail	RPC Tokyo (JPN)	26 AUG 2021

Rank	Race Number	Name	Sport Class	NPC Code	1000m	2000m 1000-2000	Time 2000-3000	Average Speed km/h	
1	27	LI Zhangyu	C1	CHN	1:13.853 (1)	2:20.962 (1) 1:07.109 (1)	<b>3:31.338</b> 1:10.376 (1)	51.103	WR QG
2	28	LIANG Weicong	C1	CHN	1:14.301 (2)	2:27.250 (2) 1:12.949 (4)	<b>3:42.468</b> 1:15.218 (4)	48.546	QG
3	43	TEN ARGILES Ricardo	C1	ESP	1:17.055 (3)	2:29.874 (3) 1:12.819 (3)	<b>3:43.765</b> 1:13.891 (3)	48.265	QB
4	72	SENSKA Pierre	C1	GER	1:19.803 (5)	2:32.240 (4) 1:12.437 (2)	<b>3:45.973</b> 1:13.733 (2)	47.793	QB
5	98	SHAHARUDDIN MYH	C1	MAS	1:19.055 (4)	2:36.194 (5) 1:17.139 (5)	<b>3:55.254</b> 1:19.060 (5)	45.908	
6	2	LOPEZ Rodrigo Fernando	C1	ARG	1:22.785 (6)	2:46.558 (6) 1:23.773 (6)	<b>4:12.201</b> 1:25.643 (7)	42.823	
7	19	GOMES SOARES CA	C1	BRA	1:30.676 (7)	2:54.582 (7) 1:23.906 (7)	<b>4:18.908</b> 1:24.326 (6)	41.714	

Progression rule:

Fastest two riders race for Gold, and 3rd and 4th riders race for Bronze.

<b>Legend:</b>	<b>QB</b> Qualified for Bronze	<b>QG</b> Qualified for Gold	<b>WR</b> World Record
----------------	--------------------------------	------------------------------	------------------------



### Race Analysis

Analyse de la course

#### Heat 1

19 GOMES SOARES CA - BRA				Lap	
Distance	Time	Rank	Lap Time		
125m	17.527	7			125m
250m	28.619	7	28.619	1	250m
375m	39.123	7			375m
500m	49.390	7	20.771	2	500m
625m	59.665	7			625m
750m	1:10.006	7	20.616	3	750m
875m	1:20.325	7			875m
1000m	1:30.676	7	20.670	4	1000m
1125m	1:41.035	7			1125m
1250m	1:51.375	7	20.699	5	1250m
1375m	2:01.892	7			1375m
1500m	2:12.418	7	21.043	6	1500m
1625m	2:22.967	7			1625m
1750m	2:33.517	7	21.099	7	1750m
1875m	2:44.087	7			1875m
2000m	2:54.582	7	21.065	8	2000m
2125m	3:05.091	7			2125m
2250m	3:15.494	7	20.912	9	2250m
2375m	3:26.044	7			2375m
2500m	3:36.684	7	21.190	10	2500m
2625m	3:47.390	7			2625m
2750m	3:57.983	7	21.299	11	2750m
2875m	4:08.414	7			2875m
3000m	4:18.908	7	20.925	12	3000m

#### Heat 2

98 SHAHARUDDIN MYH - MAS				Lap	2 LOPEZ Rodrigo Fernando - ARG			
Distance	Time	Rank	Lap Time		Distance	Time	Rank	Lap Time
125m	15.203	6			125m	14.143	2	
250m	24.846	5	24.846	1	250m	23.163	2	23.163
375m	33.954	5			375m	32.555	4	
500m	42.910	5	18.064	2	500m	42.245	4	19.082
625m	51.825	4			625m	52.227	5	
750m	1:00.811	4	17.901	3	750m	1:02.449	6	20.204
875m	1:09.856	4			875m	1:12.662	6	
1000m	1:19.055	4	18.244	4	1000m	1:22.785	6	20.336
1125m	1:28.360	4			1125m	1:32.881	6	
1250m	1:37.808	4	18.753	5	1250m	1:43.143	6	20.358
1375m	1:47.340	5			1375m	1:53.423	6	
1500m	1:56.982	5	19.174	6	1500m	2:03.952	6	20.809
1625m	2:06.699	5			1625m	2:14.464	6	
1750m	2:16.506	5	19.524	7	1750m	2:24.973	6	21.021
1875m	2:26.322	5			1875m	2:35.644	6	
2000m	2:36.194	5	19.688	8	2000m	2:46.558	6	21.585
2125m	2:46.404	5			2125m	2:57.253	6	
2250m	2:56.440	5	20.246	9	2250m	3:08.094	6	21.536
2375m	3:06.104	5			2375m	3:18.865	6	
2500m	3:15.902	5	19.462	10	2500m	3:29.686	6	21.592
2625m	3:25.761	5			2625m	3:40.394	6	
2750m	3:35.629	5	19.727	11	2750m	3:51.156	6	21.470
2875m	3:45.450	5			2875m	4:01.700	6	
3000m	3:55.254	5	19.625	12	3000m	4:12.201	6	21.045



### Race Analysis

Analyse de la course

#### Heat 3

28 LIANG Weicong - CHN				Lap	43 TEN ARGILES Ricardo - ESP			
Distance	Time	Rank	Lap Time		Distance	Time	Rank	Lap Time
125m	14.012	1			125m	14.296	3	
250m	23.111	1	23.111	1	250m	23.477	3	23.477
375m	31.704	1			375m	32.368	3	
500m	40.146	1	17.035	2	500m	41.277	3	17.800
625m	48.622	1			625m	50.327	3	
750m	57.164	1	17.018	3	750m	59.372	3	18.095
875m	1:05.685	2			875m	1:08.260	3	
1000m	1:14.301	2	17.137	4	1000m	1:17.055	3	17.683
1125m	1:23.012	2			1125m	1:25.934	3	
1250m	1:31.820	2	17.519	5	1250m	1:34.963	3	17.908
1375m	1:40.746	2			1375m	1:44.086	3	
1500m	1:49.812	2	17.992	6	1500m	1:53.266	3	18.303
1625m	1:59.066	2			1625m	2:02.462	3	
1750m	2:08.345	2	18.533	7	1750m	2:11.661	3	18.395
1875m	2:17.764	2			1875m	2:20.814	3	
2000m	2:27.250	2	18.905	8	2000m	2:29.874	3	18.213
2125m	2:36.709	2			2125m	2:38.934	3	
2250m	2:46.156	2	18.906	9	2250m	2:48.022	3	18.148
2375m	2:55.684	2			2375m	2:57.136	3	
2500m	3:05.195	2	19.039	10	2500m	3:06.307	3	18.285
2625m	3:14.586	2			2625m	3:15.561	3	
2750m	3:23.929	2	18.734	11	2750m	3:24.928	3	18.621
2875m	3:33.152	2			2875m	3:34.294	3	
3000m	3:42.468	2	18.539	12	3000m	3:43.765	3	18.837

#### Heat 4

27 LI Zhangyu - CHN				Lap	72 SENSKA Pierre - GER			
Distance	Time	Rank	Lap Time		Distance	Time	Rank	Lap Time
125m	14.468	4			125m	15.031	5	
250m	23.728	4	23.728	1	250m	24.878	6	24.878
375m	32.184	2			375m	34.276	6	
500m	40.594	2	16.866	2	500m	43.394	6	18.516
625m	48.881	2			625m	52.492	6	
750m	57.241	2	16.647	3	750m	1:01.581	5	18.187
875m	1:05.547	1			875m	1:10.718	5	
1000m	1:13.853	1	16.612	4	1000m	1:19.803	5	18.222
1125m	1:22.172	1			1125m	1:28.927	5	
1250m	1:30.506	1	16.653	5	1250m	1:38.053	5	18.250
1375m	1:38.766	1			1375m	1:47.283	4	
1500m	1:47.134	1	16.628	6	1500m	1:56.305	4	18.252
1625m	1:55.489	1			1625m	2:05.286	4	
1750m	2:03.922	1	16.788	7	1750m	2:14.255	4	17.950
1875m	2:12.385	1			1875m	2:23.205	4	
2000m	2:20.962	1	17.040	8	2000m	2:32.240	4	17.985
2125m	2:29.555	1			2125m	2:41.313	4	
2250m	2:38.303	1	17.341	9	2250m	2:50.432	4	18.192
2375m	2:47.049	1			2375m	2:59.597	4	
2500m	2:55.836	1	17.533	10	2500m	3:08.792	4	18.360
2625m	3:04.658	1			2625m	3:18.040	4	
2750m	3:13.591	1	17.755	11	2750m	3:27.320	4	18.528
2875m	3:22.499	1			2875m	3:36.636	4	
3000m	3:31.338	1	17.747	12	3000m	3:45.973	4	18.653



**Start List**  
Liste de départ

<b>World Record</b>	3:35.954	ASTASHOV Mikhail	RPC Tokyo (JPN)	26 AUG 2021
<b>Paralympic Record</b>	3:35.954	ASTASHOV Mikhail	RPC Tokyo (JPN)	26 AUG 2021

Heat	Race Number	Name	Sport Class	NPC Code	Time
1	19	GOMES SOARES Carlos Alberto	C1	BRA	_____
2	98	SHAHARUDDIN Mohamad Yusof Hafizi	C1	MAS	_____
	2	LOPEZ Rodrigo Fernando	C1	ARG	_____
3	28	LIANG Weicong	C1	CHN	_____
	43	TEN ARGILES Ricardo	C1	ESP	_____
4	27	LI Zhangyu	C1	CHN	_____
	72	SENSKA Pierre	C1	GER	_____

**Progression rule:**

Fastest two riders race for Gold, and 3rd and 4th riders race for Bronze.



## Final Classification

Classement final

Rank	Race Number	Name	Sport Class	NPC Code
1	47	LEAUTE Alexandre	C2	FRA
2	18	VROMANT Ewoud	C2	BEL
3	60	ROBERTSON Matthew	C2	GBR
4	93	KAWAMOTO Shota	C2	JPN
5	8	HICKS Darren	C2	AUS
6	132	MIRZOYAROV Golibbek	C2	UZB
7	114	PINAO Telmo	C2	POR
8	110	GODDARD MEDICA Esteban	C2	PAN
9	82	SHAIK Arshad	C2	IND



**Results**  
Résultats

<b>World Record</b>	3:24.298	LEAUTE Alexandre	FRA	Paris (FRA)	30 AUG 2024
<b>Paralympic Record</b>	3:24.298	LEAUTE Alexandre	FRA	Paris (FRA)	30 AUG 2024

Rank	Race Number	Name	Sport Class	NPC Code	1000m	2000m 1000-2000	Time 2000-3000	Average Speed km/h	
GOLD	1	47	LEAUTE Alexandre	C2	FRA	1:12.423	2:18.159 1:05.736	<b>3:26.015</b> 1:07.856	52.423
SILVER	2	18	VROMANT Ewoud	C2	BEL	1:15.415	2:21.094 1:05.679	<b>3:28.062</b> 1:06.968	51.908
BRONZE	3	60	ROBERTSON Matthew	C2	GBR	1:13.527	2:20.632 1:07.105	<b>3:30.497</b> 1:09.865	51.307
	4	93	KAWAMOTO Shota	C2	JPN	1:14.364	2:22.946 1:08.582	<b>3:33.488</b> 1:10.542	50.588
	5	8	HICKS Darren	C2	AUS				
	6	132	MIRZOYAROV Golibbek	C2	UZB				
	7	114	PINAO Telmo	C2	POR				
	8	110	GODDARD MEDICA Esteban	C2	PAN				
	9	82	SHAIK Arshad	C2	IND				



### Race Analysis

Analyse de la course

**For Gold**

47 LEAUTE Alexandre - FRA				Lap	18 VROMANT Ewoud - BEL			
Distance	Time	Rank	Lap Time		Distance	Time	Rank	Lap Time
125m	14.723	1			125m	16.568	2	
250m	23.568	1	23.568	1	250m	26.381	2	26.381
375m	31.916	1			375m	35.066	2	
500m	40.079	1	16.511	2	500m	43.351	2	16.970
625m	48.173	1			625m	51.465	2	
750m	56.255	1	16.176	3	750m	59.447	2	16.096
875m	1:04.315	1			875m	1:07.441	2	
1000m	1:12.423	1	16.168	4	1000m	1:15.415	2	15.968
1125m	1:20.519	1			1125m	1:23.426	2	
1250m	1:28.691	1	16.268	5	1250m	1:31.487	2	16.072
1375m	1:36.833	1			1375m	1:39.632	2	
1500m	1:45.120	1	16.429	6	1500m	1:47.831	2	16.344
1625m	1:53.327	1			1625m	1:56.106	2	
1750m	2:01.586	1	16.466	7	1750m	2:04.433	2	16.602
1875m	2:09.849	1			1875m	2:12.792	2	
2000m	2:18.159	1	16.573	8	2000m	2:21.094	2	16.661
2125m	2:26.517	1			2125m	2:29.391	2	
2250m	2:34.959	1	16.800	9	2250m	2:37.706	2	16.612
2375m	2:43.407	1			2375m	2:46.056	2	
2500m	2:51.892	1	16.933	10	2500m	2:54.404	2	16.698
2625m	3:00.349	1			2625m	3:02.744	2	
2750m	3:08.886	1	16.994	11	2750m	3:11.025	2	16.621
2875m	3:17.430	1			2875m	3:19.482	2	
3000m	3:26.015	1	17.129	12	3000m	3:28.062	2	17.037

**For Bronze**

60 ROBERTSON Matthew - GBR				Lap	93 KAWAMOTO Shota - JPN			
Distance	Time	Rank	Lap Time		Distance	Time	Rank	Lap Time
125m	14.333	3			125m	15.985	4	
250m	23.328	3	23.328	1	250m	25.357	4	25.357
375m	31.985	3			375m	33.837	4	
500m	40.377	3	17.049	2	500m	41.976	4	16.619
625m	48.738	3			625m	49.996	4	
750m	57.004	3	16.627	3	750m	58.024	4	16.048
875m	1:05.269	3			875m	1:06.158	4	
1000m	1:13.527	3	16.523	4	1000m	1:14.364	4	16.340
1125m	1:21.797	3			1125m	1:22.669	4	
1250m	1:30.080	3	16.553	5	1250m	1:31.030	4	16.666
1375m	1:38.418	3			1375m	1:39.497	4	
1500m	1:46.802	3	16.722	6	1500m	1:48.115	4	17.085
1625m	1:55.228	3			1625m	1:56.781	4	
1750m	2:03.688	3	16.886	7	1750m	2:05.460	4	17.345
1875m	2:12.123	3			1875m	2:14.193	4	
2000m	2:20.632	3	16.944	8	2000m	2:22.946	4	17.486
2125m	2:29.202	3			2125m	2:31.659	4	
2250m	2:37.786	3	17.154	9	2250m	2:40.445	4	17.499
2375m	2:46.389	3			2375m	2:49.196	4	
2500m	2:55.066	3	17.280	10	2500m	2:58.048	4	17.603
2625m	3:03.864	3			2625m	3:07.029	4	
2750m	3:12.684	3	17.618	11	2750m	3:16.010	4	17.962
2875m	3:21.531	3			2875m	3:24.790	4	
3000m	3:30.497	3	17.813	12	3000m	3:33.488	4	17.478





Start List  
Liste de départ

<b>World Record</b>	3:24.298	LEAUTE Alexandre	FRA	Paris (FRA)	30 AUG 2024
<b>Paralympic Record</b>	3:24.298	LEAUTE Alexandre	FRA	Paris (FRA)	30 AUG 2024

Heat	Race Number	Name	Sport Class	NPC Code	Time
<b>For Bronze</b>	60	ROBERTSON Matthew	C2	GBR	_____
	93	KAWAMOTO Shota	C2	JPN	_____
<b>For Gold</b>	47	LEAUTE Alexandre	C2	FRA	_____
	18	VROMANT Ewoud	C2	BEL	_____



Results

Résultats

<b>World Record</b>	3:25.888	LEAUTE Alexandre	FRA	Glasgow (GBR)	2 AUG 2023
<b>Paralympic Record</b>	3:31.478	LEAUTE Alexandre	FRA	Tokyo (JPN)	26 AUG 2021

Rank	Race Number	Name	Sport Class	NPC Code	1000m	2000m 1000-2000	Time 2000-3000	Average Speed km/h	
1	47	LEAUTE Alexandre	C2	FRA	1:11.440 (1)	2:16.273 (1) 1:04.833 (1)	<b>3:24.298</b> 1:08.025 (2)	52.864	WR QG
2	18	VROMANT Ewoud	C2	BEL	1:16.106 (4)	2:21.763 (4) 1:05.657 (2)	<b>3:27.640</b> 1:05.877 (1)	52.013	QG
3	60	ROBERTSON Matthew	C2	GBR	1:12.961 (2)	2:19.511 (2) 1:06.550 (3)	<b>3:28.373</b> 1:08.862 (3)	51.830	QB
4	93	KAWAMOTO Shota	C2	JPN	1:13.116 (3)	2:20.589 (3) 1:07.473 (5)	<b>3:29.875</b> 1:09.286 (4)	51.459	QB
5	8	HICKS Darren	C2	AUS	1:16.454 (5)	2:23.344 (5) 1:06.890 (4)	<b>3:33.098</b> 1:09.754 (5)	50.681	
6	132	MIRZOYAROV Golibbek	C2	UZB	1:23.026 (7)	2:36.848 (6) 1:13.822 (6)	<b>3:52.446</b> 1:15.598 (6)	46.462	
7	114	PINAO Telmo	C2	POR	1:22.687 (6)	2:39.737 (7) 1:17.050 (7)	<b>3:59.150</b> 1:19.413 (7)	45.160	
8	110	GODDARD MEDICA Esteban	C2	PAN	1:28.372 (9)	2:50.234 (8) 1:21.862 (8)	<b>4:15.860</b> 1:25.626 (8)	42.211	
9	82	SHAIK Arshad	C2	IND	1:27.200 (8)	2:53.616 (9) 1:26.416 (9)	<b>4:20.949</b> 1:27.333 (9)	41.387	

Progression rule:

Fastest two riders race for Gold, and 3rd and 4th riders race for Bronze.

Legend:

**QB** Qualified for Bronze      **QG** Qualified for Gold      **WR** World Record



### Race Analysis

#### Analyse de la course

#### Heat 1

82 SHAIK Arshad - IND				Lap	
Distance	Time	Rank	Lap Time		
125m	18.319	8			125m
250m	28.756	7	28.756	1	250m
375m	38.308	7			375m
500m	47.651	8	18.895	2	500m
625m	57.174	8			625m
750m	1:06.896	8	19.245	3	750m
875m	1:16.933	8			875m
1000m	1:27.200	8	20.304	4	1000m
1125m	1:37.602	8			1125m
1250m	1:48.158	8	20.958	5	1250m
1375m	1:58.805	8			1375m
1500m	2:09.543	9	21.385	6	1500m
1625m	2:20.417	9			1625m
1750m	2:31.405	9	21.862	7	1750m
1875m	2:42.551	9			1875m
2000m	2:53.616	9	22.211	8	2000m
2125m	3:04.755	9			2125m
2250m	3:15.708	9	22.092	9	2250m
2375m	3:26.906	9			2375m
2500m	3:37.979	9	22.271	10	2500m
2625m	3:49.082	9			2625m
2750m	4:00.017	9	22.038	11	2750m
2875m	4:10.609	9			2875m
3000m	4:20.949	9	20.932	12	3000m

#### Heat 2

132 MIRZOYAROV Golibbek - UZB				Lap	110 GODDARD MEDICA Esteban - PAN			
Distance	Time	Rank	Lap Time		Distance	Time	Rank	Lap Time
125m	18.231	7			125m	18.790	9	
250m	29.057	8	29.057	1	250m	29.968	9	29.968
375m	38.474	8			375m	39.942	9	
500m	47.495	7	18.438	2	500m	49.466	9	19.498
625m	56.241	7			625m	58.952	9	
750m	1:05.084	7	17.589	3	750m	1:08.571	9	19.105
875m	1:13.982	7			875m	1:18.361	9	
1000m	1:23.026	7	17.942	4	1000m	1:28.372	9	19.801
1125m	1:32.155	7			1125m	1:38.510	9	
1250m	1:41.342	6	18.316	5	1250m	1:48.695	9	20.323
1375m	1:50.564	6			1375m	1:58.958	9	
1500m	1:59.832	6	18.490	6	1500m	2:09.278	8	20.583
1625m	2:09.161	6			1625m	2:19.473	8	
1750m	2:18.277	6	18.445	7	1750m	2:29.595	8	20.317
1875m	2:27.493	6			1875m	2:39.868	8	
2000m	2:36.848	6	18.571	8	2000m	2:50.234	8	20.639
2125m	2:46.194	6			2125m	3:00.676	8	
2250m	2:55.587	6	18.739	9	2250m	3:11.254	8	21.020
2375m	3:04.973	6			2375m	3:21.887	8	
2500m	3:14.447	6	18.860	10	2500m	3:32.645	8	21.391
2625m	3:23.924	6			2625m	3:43.537	8	
2750m	3:33.476	6	19.029	11	2750m	3:54.450	8	21.805
2875m	3:42.930	6			2875m	4:05.224	8	
3000m	3:52.446	6	18.970	12	3000m	4:15.860	8	21.410



## Race Analysis

Analyse de la course

### Heat 3

60 ROBERTSON Matthew - GBR				Lap	114 PINAO Telmo - POR			
Distance	Time	Rank	Lap Time		Distance	Time	Rank	Lap Time
125m	14.209	1			125m	17.518	6	
250m	23.056	1	23.056	1	250m	27.512	6	27.512
375m	31.578	2			375m	36.794	6	
500m	39.858	2	16.802	2	500m	45.901	6	18.389
625m	48.072	2			625m	54.995	6	
750m	56.314	2	16.456	3	750m	1:04.159	6	18.258
875m	1:04.502	2			875m	1:13.445	6	
1000m	1:12.961	2	16.647	4	1000m	1:22.687	6	18.528
1125m	1:21.094	2			1125m	1:32.022	6	
1250m	1:29.291	2	16.330	5	1250m	1:41.423	7	18.736
1375m	1:37.534	2			1375m	1:50.961	7	
1500m	1:45.859	2	16.568	6	1500m	2:00.573	7	19.150
1625m	1:54.208	2			1625m	2:10.289	7	
1750m	2:02.610	2	16.751	7	1750m	2:20.117	7	19.544
1875m	2:11.035	2			1875m	2:29.945	7	
2000m	2:19.511	2	16.901	8	2000m	2:39.737	7	19.620
2125m	2:27.983	2			2125m	2:49.556	7	
2250m	2:36.511	2	17.000	9	2250m	2:59.409	7	19.672
2375m	2:44.990	2			2375m	3:09.318	7	
2500m	2:53.548	2	17.037	10	2500m	3:19.298	7	19.889
2625m	3:02.127	2			2625m	3:29.299	7	
2750m	3:10.797	2	17.249	11	2750m	3:39.272	7	19.974
2875m	3:19.477	3			2875m	3:49.176	7	
3000m	3:28.373	3	17.576	12	3000m	3:59.150	7	19.878

### Heat 4

18 VROMANT Ewoud - BEL				Lap	93 KAWAMOTO Shota - JPN			
Distance	Time	Rank	Lap Time		Distance	Time	Rank	Lap Time
125m	16.885	5			125m	15.556	3	
250m	26.727	5	26.727	1	250m	24.638	3	24.638
375m	35.355	5			375m	32.878	3	
500m	43.656	5	16.929	2	500m	40.918	3	16.280
625m	51.793	4			625m	48.902	3	
750m	59.870	4	16.214	3	750m	56.948	3	16.030
875m	1:07.976	4			875m	1:05.023	3	
1000m	1:16.106	4	16.236	4	1000m	1:13.116	3	16.168
1125m	1:24.284	4			1125m	1:21.305	3	
1250m	1:32.456	4	16.350	5	1250m	1:29.646	3	16.530
1375m	1:40.645	4			1375m	1:38.052	3	
1500m	1:48.845	4	16.389	6	1500m	1:46.436	3	16.790
1625m	1:57.077	4			1625m	1:54.900	3	
1750m	2:05.337	4	16.492	7	1750m	2:03.431	3	16.995
1875m	2:13.559	4			1875m	2:12.037	3	
2000m	2:21.763	4	16.426	8	2000m	2:20.589	3	17.158
2125m	2:30.047	4			2125m	2:29.192	3	
2250m	2:38.312	4	16.549	9	2250m	2:37.765	3	17.176
2375m	2:46.534	4			2375m	2:46.507	3	
2500m	2:54.813	3	16.501	10	2500m	2:55.204	4	17.439
2625m	3:03.019	3			2625m	3:03.949	4	
2750m	3:11.269	3	16.456	11	2750m	3:12.652	4	17.448
2875m	3:19.476	2			2875m	3:21.280	4	
3000m	3:27.640	2	16.371	12	3000m	3:29.875	4	17.223



**Race Analysis**  
Analyse de la course

**Heat 5**

47 LEAUTE Alexandre - FRA					Lap	8 HICKS Darren - AUS				
Distance	Time	Rank	Lap Time	Distance		Time	Rank	Lap Time		
125m	14.450	2			125m	16.382	4			
250m	23.145	2	23.145	1	250m	26.245	4	26.245		
375m	31.372	1			375m	35.114	4			
500m	39.489	1	16.344	2	500m	43.575	4	17.330		
625m	47.509	1			625m	51.815	5			
750m	55.504	1	16.015	3	750m	1:00.010	5	16.435		
875m	1:03.465	1			875m	1:08.219	5			
1000m	1:11.440	1	15.936	4	1000m	1:16.454	5	16.444		
1125m	1:19.414	1			1125m	1:24.702	5			
1250m	1:27.388	1	15.948	5	1250m	1:32.977	5	16.523		
1375m	1:35.411	1			1375m	1:41.294	5			
1500m	1:43.473	1	16.085	6	1500m	1:49.636	5	16.659		
1625m	1:51.584	1			1625m	1:58.012	5			
1750m	1:59.777	1	16.304	7	1750m	2:06.438	5	16.802		
1875m	2:08.003	1			1875m	2:14.878	5			
2000m	2:16.273	1	16.496	8	2000m	2:23.344	5	16.906		
2125m	2:24.547	1			2125m	2:31.833	5			
2250m	2:32.825	1	16.552	9	2250m	2:40.390	5	17.046		
2375m	2:41.160	1			2375m	2:49.055	5			
2500m	2:49.533	1	16.708	10	2500m	2:57.778	5	17.388		
2625m	2:58.024	1			2625m	3:06.537	5			
2750m	3:06.664	1	17.131	11	2750m	3:15.335	5	17.557		
2875m	3:15.468	1			2875m	3:24.189	5			
3000m	3:24.298	1	17.634	12	3000m	3:33.098	5	17.763		



## Start List

Liste de départ

<b>World Record</b>	3:25.888	LEAUTE Alexandre	FRA	Glasgow (GBR)	2 AUG 2023
<b>Paralympic Record</b>	3:31.478	LEAUTE Alexandre	FRA	Tokyo (JPN)	26 AUG 2021

Heat	Race Number	Name	Sport Class	NPC Code	Time
1	82	SHAIK Arshad	C2	IND	_____
2	132	MIRZOYAROV Golibbek	C2	UZB	_____
	110	GODDARD MEDICA Esteban	C2	PAN	_____
3	60	ROBERTSON Matthew	C2	GBR	_____
	114	PINAO Telmo	C2	POR	_____
4	18	VROMANT Ewoud	C2	BEL	_____
	93	KAWAMOTO Shota	C2	JPN	_____
5	47	LEAUTE Alexandre	C2	FRA	_____
	8	HICKS Darren	C2	AUS	_____

**Progression rule:**

Fastest two riders race for Gold, and 3rd and 4th riders race for Bronze.



**Final Classification**  
Classement final

Rank	Race Number	Name	Sport Class	NPC Code
1	61	van GASS Jaco	C3	GBR
2	58	GRAHAM Finlay	C3	GBR
3	22	HAYWARD Alexandre	C3	CAN
4	42	SANTAS ASENSIO Eduardo	C3	ESP
5	106	BRIGGS Devon	C3	NZL
6	49	PEYROTON-DARTET Thomas	C3	FRA
7	97	AMIZAZAHAN Muhammad Adi Raimie	C3	MAS



Results  
Résultats

<b>World Record</b>	3:15.488	van GASS Jaco	GBR Paris (FRA)	30 AUG 2024
<b>Paralympic Record</b>	3:15.488	van GASS Jaco	GBR Paris (FRA)	30 AUG 2024

Rank	Race Number	Name	Sport Class	NPC Code	1000m	2000m 1000-2000	Time 2000-3000	Average Speed km/h	
GOLD	1	61	van GASS Jaco	C3	GBR	1:08.484	2:11.778 1:03.294	<b>3:18.460</b> 1:06.682	54.419
SILVER	2	58	GRAHAM Finlay	C3	GBR	1:09.802	2:14.615 1:04.813	<b>3:22.540</b> 1:07.925	53.323
BRONZE	3	22	HAYWARD Alexandre	C3	CAN	1:13.637	2:18.865 1:05.228	<b>3:24.865</b> 1:06.000	52.718
	4	42	SANTAS ASENSIO Eduardo	C3	ESP	1:13.885	2:20.569 1:06.684	<b>3:28.617</b> 1:08.048	51.770
	5	106	BRIGGS Devon	C3	NZL				
	6	49	PEYROTON-DARTET Thomas	C3	FRA				
	7	97	AMIZAZAHAN MAR	C3	MAS				





**Race Analysis**  
Analyse de la course

**For Gold**

61 van GASS Jaco - GBR				Lap	58 GRAHAM Finlay - GBR			
Distance	Time	Rank	Lap Time		Distance	Time	Rank	Lap Time
125m	14.180	2			125m	13.762	1	
250m	22.610	2	22.610	1	250m	22.538	1	22.538
375m	30.350	1			375m	30.742	2	
500m	38.023	1	15.413	2	500m	38.611	2	16.073
625m	45.617	1			625m	46.413	2	
750m	53.227	1	15.204	3	750m	54.184	2	15.573
875m	1:00.836	1			875m	1:01.979	2	
1000m	1:08.484	1	15.257	4	1000m	1:09.802	2	15.618
1125m	1:16.197	1			1125m	1:17.674	2	
1250m	1:23.939	1	15.455	5	1250m	1:25.587	2	15.785
1375m	1:31.734	1			1375m	1:33.580	2	
1500m	1:39.618	1	15.679	6	1500m	1:41.663	2	16.076
1625m	1:47.544	1			1625m	1:49.833	2	
1750m	1:55.588	1	15.970	7	1750m	1:58.034	2	16.371
1875m	2:03.656	1			1875m	2:06.294	2	
2000m	2:11.778	1	16.190	8	2000m	2:14.615	2	16.581
2125m	2:19.899	1			2125m	2:23.019	2	
2250m	2:28.107	1	16.329	9	2250m	2:31.463	2	16.848
2375m	2:36.340	1			2375m	2:39.962	2	
2500m	2:44.638	1	16.531	10	2500m	2:48.461	2	16.998
2625m	2:52.970	1			2625m	2:56.996	2	
2750m	3:01.394	1	16.756	11	2750m	3:05.540	2	17.079
2875m	3:09.862	1			2875m	3:14.062	2	
3000m	3:18.460	1	17.066	12	3000m	3:22.540	2	17.000

**For Bronze**

42 SANTAS ASENSIO Eduardo - ESP				Lap	22 HAYWARD Alexandre - CAN			
Distance	Time	Rank	Lap Time		Distance	Time	Rank	Lap Time
125m	14.511	3			125m	15.159	4	
250m	23.873	3	23.873	1	250m	24.326	4	24.326
375m	32.587	3			375m	32.901	4	
500m	40.967	3	17.094	2	500m	41.177	4	16.851
625m	49.223	3			625m	49.313	4	
750m	57.466	4	16.499	3	750m	57.404	3	16.227
875m	1:05.638	4			875m	1:05.543	3	
1000m	1:13.885	4	16.419	4	1000m	1:13.637	3	16.233
1125m	1:22.053	4			1125m	1:21.762	3	
1250m	1:30.306	4	16.421	5	1250m	1:29.893	3	16.256
1375m	1:38.549	4			1375m	1:38.018	3	
1500m	1:46.916	4	16.610	6	1500m	1:46.120	3	16.227
1625m	1:55.282	4			1625m	1:54.268	3	
1750m	2:03.728	4	16.812	7	1750m	2:02.444	3	16.324
1875m	2:12.111	4			1875m	2:10.672	3	
2000m	2:20.569	4	16.841	8	2000m	2:18.865	3	16.421
2125m	2:28.995	4			2125m	2:27.050	3	
2250m	2:37.433	4	16.864	9	2250m	2:35.256	3	16.391
2375m	2:45.809	4			2375m	2:43.398	3	
2500m	2:54.292	4	16.859	10	2500m	2:51.612	3	16.356
2625m	3:02.712	4			2625m	2:59.803	3	
2750m	3:11.283	4	16.991	11	2750m	3:08.088	3	16.476
2875m	3:19.866	4			2875m	3:16.406	3	
3000m	3:28.617	4	17.334	12	3000m	3:24.865	3	16.777



**Start List**  
Liste de départ

<b>World Record</b>	3:15.488	van GASS Jaco	GBR Paris (FRA)	30 AUG 2024
<b>Paralympic Record</b>	3:15.488	van GASS Jaco	GBR Paris (FRA)	30 AUG 2024

Heat	Race Number	Name	Sport Class	NPC Code	Time
<b>For Bronze</b>	42	SANTAS ASENSIO Eduardo	C3	ESP	_____
	22	HAYWARD Alexandre	C3	CAN	_____
<b>For Gold</b>	61	van GASS Jaco	C3	GBR	_____
	58	GRAHAM Finlay	C3	GBR	_____



## Results

### Résultats

<b>World Record</b>	3:17.593	VAN GASS Jaco	GBR Tokyo (JPN)	26 AUG 2021
<b>Paralympic Record</b>	3:17.593	VAN GASS Jaco	GBR Tokyo (JPN)	26 AUG 2021


Rank	Race Number	Name	Sport Class	NPC Code	1000m	2000m 1000-2000	Time 2000-3000	Average Speed km/h	
1	61	van GASS Jaco	C3	GBR	1:07.569 (1)	2:09.941 (1) 1:02.372 (1)	<b>3:15.488</b> 1:05.547 (2)	55.246	WR QG
2	58	GRAHAM Finlay	C3	GBR	1:09.874 (2)	2:13.071 (2) 1:03.197 (2)	<b>3:17.305</b> 1:04.234 (1)	54.738	QG
3	42	SANTAS ASENSIO Eduardo	C3	ESP	1:13.497 (5)	2:18.632 (3) 1:05.135 (3)	<b>3:25.874</b> 1:07.242 (4)	52.459	QB
4	22	HAYWARD Alexandre	C3	CAN	1:14.690 (6)	2:20.560 (6) 1:05.870 (4)	<b>3:26.940</b> 1:06.380 (3)	52.189	QB
5	106	BRIGGS Devon	C3	NZL	1:12.387 (4)	2:18.851 (5) 1:06.464 (5)	<b>3:27.017</b> 1:08.166 (5)	52.170	
6	49	PEYROTON-DARTET Thomas	C3	FRA	1:11.758 (3)	2:18.671 (4) 1:06.913 (6)	<b>3:28.192</b> 1:09.521 (6)	51.875	
7	97	AMIZAZAHAN MAR	C3	MAS	1:15.775 (7)	2:29.995 (7) 1:14.220 (7)	<b>3:47.922</b> 1:17.927 (7)	47.385	

#### Progression rule:

Fastest two riders race for Gold, and 3rd and 4th riders race for Bronze.

#### Legend:

**QB** Qualified for Bronze      **QG** Qualified for Gold      **WR** World Record



## Race Analysis

### Analyse de la course

**Heat 1**

97 AMIZAZAHAN MAR - MAS				Lap	
Distance	Time	Rank	Lap Time		
125m	14.904	6			125m
250m	24.140	6	24.140	1	250m
375m	32.865	6			375m
500m	41.441	6	17.301	2	500m
625m	49.865	6			625m
750m	58.365	7	16.924	3	750m
875m	1:06.965	7			875m
1000m	1:15.775	7	17.410	4	1000m
1125m	1:24.641	7			1125m
1250m	1:33.664	7	17.889	5	1250m
1375m	1:42.778	7			1375m
1500m	1:52.112	7	18.448	6	1500m
1625m	2:01.463	7			1625m
1750m	2:10.988	7	18.876	7	1750m
1875m	2:20.491	7			1875m
2000m	2:29.995	7	19.007	8	2000m
2125m	2:39.551	7			2125m
2250m	2:49.164	7	19.169	9	2250m
2375m	2:58.871	7			2375m
2500m	3:08.665	7	19.501	10	2500m
2625m	3:18.459	7			2625m
2750m	3:28.290	7	19.625	11	2750m
2875m	3:38.103	7			2875m
3000m	3:47.922	7	19.632	12	3000m

**Heat 2**

49 PEYROTON-DARTET Thomas - FRA				Lap	22 HAYWARD Alexandre - CAN			
Distance	Time	Rank	Lap Time		Distance	Time	Rank	Lap Time
125m	14.224	3			125m	15.615	7	
250m	22.947	3	22.947	1	250m	24.920	7	24.920
375m	31.166	3			375m	33.457	7	
500m	39.315	3	16.368	2	500m	41.715	7	16.795
625m	47.360	3			625m	49.901	7	
750m	55.446	3	16.131	3	750m	58.081	6	16.366
875m	1:03.550	3			875m	1:06.439	6	
1000m	1:11.758	3	16.312	4	1000m	1:14.690	6	16.609
1125m	1:19.991	3			1125m	1:22.879	6	
1250m	1:28.307	3	16.549	5	1250m	1:31.066	6	16.376
1375m	1:36.624	3			1375m	1:39.317	6	
1500m	1:44.999	3	16.692	6	1500m	1:47.640	6	16.574
1625m	1:53.334	3			1625m	1:55.907	6	
1750m	2:01.776	3	16.777	7	1750m	2:04.092	6	16.452
1875m	2:10.185	3			1875m	2:12.306	6	
2000m	2:18.671	4	16.895	8	2000m	2:20.560	6	16.468
2125m	2:27.168	4			2125m	2:28.805	6	
2250m	2:35.768	5	17.097	9	2250m	2:37.133	6	16.573
2375m	2:44.350	5			2375m	2:45.445	6	
2500m	2:53.042	5	17.274	10	2500m	2:53.736	6	16.603
2625m	3:01.744	5			2625m	3:02.029	6	
2750m	3:10.541	6	17.499	11	2750m	3:10.308	5	16.572
2875m	3:19.341	6			2875m	3:18.604	5	
3000m	3:28.192	6	17.651	12	3000m	3:26.940	4	16.632



### Race Analysis

Analyse de la course

Heat 3

58 GRAHAM Finlay - GBR				Lap	42 SANTAS ASENSIO Eduardo - ESP			
Distance	Time	Rank	Lap Time		Distance	Time	Rank	Lap Time
125m	13.652	1			125m	14.584	5	
250m	22.362	2	22.362	1	250m	23.975	5	23.975
375m	30.561	2			375m	32.763	5	
500m	38.472	2	16.110	2	500m	41.153	5	17.178
625m	46.317	2			625m	49.361	5	
750m	54.188	2	15.716	3	750m	57.398	5	16.245
875m	1:02.035	2			875m	1:05.460	5	
1000m	1:09.874	2	15.686	4	1000m	1:13.497	5	16.099
1125m	1:17.701	2			1125m	1:21.626	5	
1250m	1:25.538	2	15.664	5	1250m	1:29.703	5	16.206
1375m	1:33.399	2			1375m	1:37.870	5	
1500m	1:41.297	2	15.759	6	1500m	1:45.988	5	16.285
1625m	1:49.220	2			1625m	1:54.144	5	
1750m	1:57.140	2	15.843	7	1750m	2:02.261	4	16.273
1875m	2:05.093	2			1875m	2:10.446	4	
2000m	2:13.071	2	15.931	8	2000m	2:18.632	3	16.371
2125m	2:21.021	2			2125m	2:26.915	3	
2250m	2:28.943	2	15.872	9	2250m	2:35.167	3	16.535
2375m	2:36.951	2			2375m	2:43.474	3	
2500m	2:44.972	2	16.029	10	2500m	2:51.849	3	16.682
2625m	2:52.991	2			2625m	3:00.280	3	
2750m	3:01.022	2	16.050	11	2750m	3:08.767	3	16.918
2875m	3:09.106	2			2875m	3:17.265	3	
3000m	3:17.305	2	16.283	12	3000m	3:25.874	3	17.107

Heat 4

61 van GASS Jaco - GBR				Lap	106 BRIGGS Devon - NZL			
Distance	Time	Rank	Lap Time		Distance	Time	Rank	Lap Time
125m	14.061	2			125m	14.513	4	
250m	22.305	1	22.305	1	250m	23.230	4	23.230
375m	29.916	1			375m	31.432	4	
500m	37.423	1	15.118	2	500m	39.536	4	16.306
625m	44.940	1			625m	47.707	4	
750m	52.452	1	15.029	3	750m	55.886	4	16.350
875m	59.991	1			875m	1:04.122	4	
1000m	1:07.569	1	15.117	4	1000m	1:12.387	4	16.501
1125m	1:15.163	1			1125m	1:20.706	4	
1250m	1:22.806	1	15.237	5	1250m	1:28.992	4	16.605
1375m	1:30.488	1			1375m	1:37.358	4	
1500m	1:38.211	1	15.405	6	1500m	1:45.687	4	16.695
1625m	1:45.992	1			1625m	1:54.142	4	
1750m	1:54.039	1	15.828	7	1750m	2:02.418	5	16.731
1875m	2:01.945	1			1875m	2:10.594	5	
2000m	2:09.941	1	15.902	8	2000m	2:18.851	5	16.433
2125m	2:17.989	1			2125m	2:27.273	5	
2250m	2:26.078	1	16.137	9	2250m	2:35.680	4	16.829
2375m	2:34.186	1			2375m	2:44.185	4	
2500m	2:42.358	1	16.280	10	2500m	2:52.707	4	17.027
2625m	2:50.555	1			2625m	3:01.244	4	
2750m	2:58.825	1	16.467	11	2750m	3:09.834	4	17.127
2875m	3:07.137	1			2875m	3:18.434	4	
3000m	3:15.488	1	16.663	12	3000m	3:27.017	5	17.183



Start List  
Liste de départ

<b>World Record</b>	3:17.593	VAN GASS Jaco	GBR Tokyo (JPN)	26 AUG 2021
<b>Paralympic Record</b>	3:17.593	VAN GASS Jaco	GBR Tokyo (JPN)	26 AUG 2021

Heat	Race Number	Name	Sport Class	NPC Code	Time
1	97	AMIZAZAHAN Muhammad Adi Raimie	C3	MAS	_____
2	49	PEYROTON-DARTET Thomas	C3	FRA	_____
	22	HAYWARD Alexandre	C3	CAN	_____
3	58	GRAHAM Finlay	C3	GBR	_____
	42	SANTAS ASENSIO Eduardo	C3	ESP	_____
4	61	van GASS Jaco	C3	GBR	_____
	106	BRIGGS Devon	C3	NZL	_____

**Progression rule:**

Fastest two riders race for Gold, and 3rd and 4th riders race for Bronze.



## Final Classification

Classement final

Rank	Race Number	Name	Sport Class	NPC Code
1	120	METELKA Jozef	C4	SVK
2	53	ATKINSON Archie	C4	GBR
3	46	le ROUSSEAU Gatien	C4	FRA
4	45	le CUNFF Kevin	C4	FRA
5	85	GRIMES Ronan	C4	IRL
6	126	LARSEN Bryan	C4	USA
7	116	NOVAK Carol-Eduard	C4	ROU
8	41	RAMOS SANCHEZ Damian	C4	ESP
9	117	ZEMP Timothy	C4	SUI
10	81	IMAMMUDDIN Muhammad Fadli	C4	INA
11	96	GAILISS Oskars	C4	LAT
12	36	RODRIGUEZ HERNANDEZ Jose Frank	C4	DOM



## Results

### Résultats

<b>World Record</b>	4:17.700	ATKINSON Archie	GBR Paris (FRA)	31 AUG 2024
<b>Paralympic Record</b>	4:17.700	ATKINSON Archie	GBR Paris (FRA)	31 AUG 2024

Rank	Race Number	Name	Sport Class	NPC Code	1000m	2000m 1000-2000	3000m 2000-3000	Time 3000-4000	Average Speed km/h
GOLD	1	120	METELKA Jozef	C4	SVK	1:09.967	2:14.165 1:04.198	3:20.195 1:06.030 1:07.725	53.747
SILVER	2	53	ATKINSON Archie	C4	GBR	1:08.044	2:09.282 1:01.238	3:13.072 1:03.790	<b>OVL</b>
BRONZE	3	46	le ROUSSEAU Gatien	C4	FRA	1:11.271	2:15.133 1:03.862	3:19.346 1:04.213 1:04.750	54.526
	4	45	le CUNFF Kevin	C4	FRA	1:10.653	2:14.657 1:04.004	3:20.433 1:05.776 1:07.947	53.655
	5	85	GRIMES Ronan	C4	IRL				
	6	126	LARSEN Bryan	C4	USA				
	7	116	NOVAK Carol-Eduard	C4	ROU				
	8	41	RAMOS SANCHEZ Damian	C4	ESP				
	9	117	ZEMP Timothy	C4	SUI				
	10	81	IMAMMUDDIN Muhammad Fadli	C4	INA				
	11	96	GALISS Oskars	C4	LAT				
	12	36	RODRIGUEZ HERNAND.	C4	DOM				

**Legend:**  
**OVL** Overlapped





## Race Analysis

### Analyse de la course

#### For Gold

53 ATKINSON Archie - GBR				Lap	120 METELKA Jozef - SVK			
Distance	Time	Rank	Lap Time		Distance	Time	Rank	Lap Time
125m	13.700	1			125m	14.335	2	
250m	22.145	1	22.145	1	250m	22.934	2	22.934
375m	29.981	1			375m	31.037	2	
500m	37.694	1	15.549	2	500m	39.054	2	16.120
625m	45.326	1			625m	47.000	2	
750m	52.902	1	15.208	3	750m	54.683	2	15.629
875m	1:00.468	1			875m	1:02.298	2	
1000m	1:08.044	1	15.142	4	1000m	1:09.967	2	15.284
1125m	1:15.657	1			1125m	1:17.689	2	
1250m	1:23.242	1	15.198	5	1250m	1:25.464	2	15.497
1375m	1:30.845	1			1375m	1:33.298	2	
1500m	1:38.481	1	15.239	6	1500m	1:41.195	2	15.731
1625m	1:46.154	1			1625m	1:49.233	2	
1750m	1:53.832	1	15.351	7	1750m	1:57.437	2	16.242
1875m	2:01.530	1			1875m	2:05.780	2	
2000m	2:09.282	1	15.450	8	2000m	2:14.165	2	16.728
2125m	2:17.066	1			2125m	2:22.541	2	
2250m	2:24.855	1	15.573	9	2250m	2:30.833	2	16.668
2375m	2:32.705	1			2375m	2:39.142	2	
2500m	2:40.594	1	15.739	10	2500m	2:47.409	2	16.576
2625m	2:48.535	1			2625m	2:55.613	2	
2750m	2:56.594	1	16.000	11	2750m	3:03.779	2	16.370
2875m	3:04.748	1			2875m	3:11.914	2	
3000m	3:13.072	1	16.478	12	3000m	3:20.195	2	16.416
3125m	3:21.496	1			3125m	3:28.505	2	
3250m	3:30.094	1	17.022	13	3250m	3:36.728	2	16.533
3375m	3:38.861	1			3375m	3:44.799	2	
3500m	3:47.745	1	17.651	14	3500m	3:52.855	2	16.127
3625m	3:56.765	1			3625m	4:00.863	2	
3750m	OVL			15	3750m	4:08.846	1	15.991
3875m					3875m	4:17.930	1	
4000m				16	4000m	4:27.920	1	19.074



**Race Analysis**  
Analyse de la course

**For Bronze**

45 le CUNFF Kevin - FRA				Lap	46 le ROUSSEAU Gatien - FRA			
Distance	Time	Rank	Lap Time		Distance	Time	Rank	Lap Time
125m	13.852	3			125m	13.994	4	
250m	22.634	3	22.634	1	250m	22.904	4	22.904
375m	30.861	3			375m	31.211	4	
500m	38.900	3	16.266	2	500m	39.316	4	16.412
625m	46.815	3			625m	47.329	4	
750m	54.741	3	15.841	3	750m	55.337	4	16.021
875m	1:02.690	3			875m	1:03.311	4	
1000m	1:10.653	3	15.912	4	1000m	1:11.271	4	15.934
1125m	1:18.649	3			1125m	1:19.217	4	
1250m	1:26.632	3	15.979	5	1250m	1:27.191	4	15.920
1375m	1:34.614	3			1375m	1:35.146	4	
1500m	1:42.564	3	15.932	6	1500m	1:43.103	4	15.912
1625m	1:50.504	3			1625m	1:51.069	4	
1750m	1:58.510	3	15.946	7	1750m	1:59.059	4	15.956
1875m	2:06.552	3			1875m	2:07.119	4	
2000m	2:14.657	3	16.147	8	2000m	2:15.133	4	16.074
2125m	2:22.813	3			2125m	2:23.198	4	
2250m	2:30.963	3	16.306	9	2250m	2:31.211	4	16.078
2375m	2:39.171	3			2375m	2:39.218	4	
2500m	2:47.382	4	16.419	10	2500m	2:47.302	3	16.091
2625m	2:55.604	4			2625m	2:55.354	3	
2750m	3:03.873	4	16.491	11	2750m	3:03.357	3	16.055
2875m	3:12.159	4			2875m	3:11.375	3	
3000m	3:20.433	4	16.560	12	3000m	3:19.346	3	15.989
3125m	3:28.731	4			3125m	3:27.410	3	
3250m	3:37.060	4	16.627	13	3250m	3:35.468	3	16.122
3375m	3:45.396	4			3375m	3:43.521	3	
3500m	3:53.769	4	16.709	14	3500m	3:51.591	3	16.123
3625m	4:02.226	4			3625m	3:59.711	3	
3750m	4:10.779	4	17.010	15	3750m	4:07.788	3	16.197
3875m	4:19.458	4			3875m	4:15.909	3	
4000m	4:28.380	4	17.601	16	4000m	4:24.096	3	16.308

**Legend:**  
OVL Overlapped



**Start List**  
Liste de départ

<b>World Record</b>	4:17.700	ATKINSON Archie	GBR Paris (FRA)	31 AUG 2024
<b>Paralympic Record</b>	4:17.700	ATKINSON Archie	GBR Paris (FRA)	31 AUG 2024

Heat	Race Number	Name	Sport Class	NPC Code	Time
<b>For Bronze</b>	45	le CUNFF Kevin	C4	FRA	_____
	46	le ROUSSEAU Gatien	C4	FRA	_____
<b>For Gold</b>	53	ATKINSON Archie	C4	GBR	_____
	120	METELKA Jozef	C4	SVK	_____



## Results

### Résultats

<b>World Record</b>	4:22.772	METELKA Jozef	SVK Tokyo (JPN)	27 AUG 2021
<b>Paralympic Record</b>	4:22.772	METELKA Jozef	SVK Tokyo (JPN)	27 AUG 2021

Rank	Race Number	Name	Sport Class	NPC Code	1000m	2000m 1000-2000	3000m 2000-3000	Time 3000-4000	Average Speed km/h	
1	53	ATKINSON Archie	C4	GBR	1:08.738 (1)	2:10.677 (1) 1:01.939 (1)	3:12.982 (1) 1:02.305 (1)	<b>4:17.700</b> 1:04.718 (2)	55.879	WR QG
2	120	METELKA Jozef	C4	SVK	1:10.187 (3)	2:13.969 (4) 1:03.782 (3)	3:18.477 (3) 1:04.508 (3)	<b>4:22.800</b> 1:04.323 (1)	54.795	QG
3	45	le CUNFF Kevin	C4	FRA	1:10.689 (4)	2:13.900 (3) 1:03.211 (2)	3:18.421 (2) 1:04.521 (4)	<b>4:25.283</b> 1:06.862 (4)	54.282	QB
4	46	le ROUSSEAU Gatien	C4	FRA	1:11.944 (6)	2:16.188 (5) 1:04.244 (5)	3:20.534 (5) 1:04.346 (2)	<b>4:25.366</b> 1:04.832 (3)	54.265	QB
5	85	GRIMES Ronan	C4	IRL	1:09.456 (2)	2:13.364 (2) 1:03.908 (4)	3:19.993 (4) 1:06.629 (6)	<b>4:28.859</b> 1:08.866 (9)	53.560	
6	126	LARSEN Bryan	C4	USA	1:13.299 (8)	2:17.831 (7) 1:04.532 (6)	3:22.459 (6) 1:04.628 (5)	<b>4:30.690</b> 1:08.231 (7)	53.197	
7	116	NOVAK Carol-Eduard	C4	ROU	1:11.078 (5)	2:17.252 (6) 1:06.174 (7)	3:24.341 (7) 1:07.089 (7)	<b>4:33.045</b> 1:08.704 (8)	52.739	
8	41	RAMOS SANCHEZ Damian	C4	ESP	1:12.370 (7)	2:18.681 (8) 1:06.311 (8)	3:27.014 (8) 1:08.333 (8)	<b>4:35.156</b> 1:08.142 (6)	52.334	
9	117	ZEMP Timothy	C4	SUI	1:14.467 (9)	2:23.803 (9) 1:09.336 (9)	3:32.464 (9) 1:08.661 (9)	<b>4:39.881</b> 1:07.417 (5)	51.450	
10	81	IMAMMUDDIN Muhammad Fadli	C4	INA	1:16.310 (10)	2:26.343 (10) 1:10.033 (10)	3:38.629 (10) 1:12.286 (10)	<b>4:51.817</b> 1:13.188 (10)	49.346	
11	96	GAILISS Oskars	C4	LAT	1:19.021 (12)	2:34.634 (12) 1:15.613 (11)	3:51.650 (11) 1:17.016 (11)	<b>5:09.932</b> 1:18.282 (11)	46.462	
12	36	RODRIGUEZ HERNAND.	C4	DOM	1:17.368 (11)	2:34.335 (11) 1:16.967 (12)	3:55.159 (12) 1:20.824 (12)	<b>5:17.462</b> 1:22.303 (12)	45.360	

#### Progression rule:

Fastest two riders race for Gold, and 3rd and 4th riders race for Bronze.

#### Legend:

**QB** Qualified for Bronze      **QG** Qualified for Gold      **WR** World Record



**Race Analysis**  
Analyse de la course

**Heat 1**

96 GALLISS Oskars - LAT				Lap	
Distance	Time	Rank	Lap Time		
125m	15.324	10			125m
250m	24.795	11	24.795	1	250m
375m	33.856	11			375m
500m	42.745	12	17.950	2	500m
625m	51.706	12			625m
750m	1:00.700	12	17.955	3	750m
875m	1:09.821	12			875m
1000m	1:19.021	12	18.321	4	1000m
1125m	1:28.280	12			1125m
1250m	1:37.661	12	18.640	5	1250m
1375m	1:47.050	12			1375m
1500m	1:56.490	12	18.829	6	1500m
1625m	2:05.997	12			1625m
1750m	2:15.504	12	19.014	7	1750m
1875m	2:25.048	12			1875m
2000m	2:34.634	12	19.130	8	2000m
2125m	2:44.228	11			2125m
2250m	2:53.812	11	19.178	9	2250m
2375m	3:03.383	11			2375m
2500m	3:13.014	11	19.202	10	2500m
2625m	3:22.647	11			2625m
2750m	3:32.298	11	19.284	11	2750m
2875m	3:41.914	11			2875m
3000m	3:51.650	11	19.352	12	3000m
3125m	4:01.408	11			3125m
3250m	4:11.136	11	19.486	13	3250m
3375m	4:20.878	11			3375m
3500m	4:30.700	11	19.564	14	3500m
3625m	4:40.494	11			3625m
3750m	4:50.358	11	19.658	15	3750m
3875m	5:00.149	11			3875m
4000m	5:09.932	11	19.574	16	4000m



**Race Analysis**  
Analyse de la course

**Heat 2**

36 RODRIGUEZ HERNAND. - DOM				Lap	
Distance	Time	Rank	Lap Time		
125m	15.722	12			125m
250m	24.625	10	24.625	1	250m
375m	33.171	10			375m
500m	41.705	10	17.080	2	500m
625m	50.359	10			625m
750m	59.226	10	17.521	3	750m
875m	1:08.236	11			875m
1000m	1:17.368	11	18.142	4	1000m
1125m	1:26.663	11			1125m
1250m	1:35.989	11	18.621	5	1250m
1375m	1:45.462	11			1375m
1500m	1:55.019	11	19.030	6	1500m
1625m	2:04.696	11			1625m
1750m	2:14.513	11	19.494	7	1750m
1875m	2:24.376	11			1875m
2000m	2:34.335	11	19.822	8	2000m
2125m	2:44.264	12			2125m
2250m	2:54.308	12	19.973	9	2250m
2375m	3:04.400	12			2375m
2500m	3:14.590	12	20.282	10	2500m
2625m	3:24.751	12			2625m
2750m	3:34.935	12	20.345	11	2750m
2875m	3:44.990	12			2875m
3000m	3:55.159	12	20.224	12	3000m
3125m	4:05.421	12			3125m
3250m	4:15.749	12	20.590	13	3250m
3375m	4:26.015	12			3375m
3500m	4:36.280	12	20.531	14	3500m
3625m	4:46.485	12			3625m
3750m	4:56.768	12	20.488	15	3750m
3875m	5:07.165	12			3875m
4000m	5:17.462	12	20.694	16	4000m



**Race Analysis**  
Analyse de la course

**Heat 3**

117 ZEMP Timothy - SUI				Lap	81 IMAMMUDDIN Muhammad Fadli - INA			
Distance	Time	Rank	Lap Time		Distance	Time	Rank	Lap Time
125m	14.587	8			125m	15.712	11	
250m	23.779	9	23.779	1	250m	25.202	12	25.202
375m	32.453	9			375m	33.896	12	
500m	40.929	9	17.150	2	500m	42.378	11	17.176
625m	49.244	9			625m	50.852	11	
750m	57.583	9	16.654	3	750m	59.293	11	16.915
875m	1:05.970	9			875m	1:07.773	10	
1000m	1:14.467	9	16.884	4	1000m	1:16.310	10	17.017
1125m	1:23.068	9			1125m	1:24.924	10	
1250m	1:31.793	9	17.326	5	1250m	1:33.569	10	17.259
1375m	1:40.496	9			1375m	1:42.274	10	
1500m	1:49.199	9	17.406	6	1500m	1:51.026	10	17.457
1625m	1:57.846	9			1625m	1:59.811	10	
1750m	2:06.537	9	17.338	7	1750m	2:08.636	10	17.610
1875m	2:15.160	9			1875m	2:17.480	10	
2000m	2:23.803	9	17.266	8	2000m	2:26.343	10	17.707
2125m	2:32.428	9			2125m	2:35.226	10	
2250m	2:40.990	9	17.187	9	2250m	2:44.154	10	17.811
2375m	2:49.589	9			2375m	2:53.129	10	
2500m	2:58.189	9	17.199	10	2500m	3:02.091	10	17.937
2625m	3:06.762	9			2625m	3:11.112	10	
2750m	3:15.302	9	17.113	11	2750m	3:20.216	10	18.125
2875m	3:23.894	9			2875m	3:29.385	10	
3000m	3:32.464	9	17.162	12	3000m	3:38.629	10	18.413
3125m	3:41.029	9			3125m	3:47.856	10	
3250m	3:49.570	9	17.106	13	3250m	3:57.097	10	18.468
3375m	3:58.031	9			3375m	4:06.313	10	
3500m	4:06.469	9	16.899	14	3500m	4:15.570	10	18.473
3625m	4:15.066	9			3625m	4:24.590	10	
3750m	4:23.312	9	16.843	15	3750m	4:33.677	10	18.107
3875m	4:31.567	9			3875m	4:42.734	10	
4000m	4:39.881	9	16.569	16	4000m	4:51.817	10	18.140



**Race Analysis**  
Analyse de la course

**Heat 4**

85 GRIMES Ronan - IRL				Lap	116 NOVAK Carol-Eduard - HUN			
Distance	Time	Rank	Lap Time		Distance	Time	Rank	Lap Time
125m	13.418	1			125m	14.513	7	
250m	21.915	1	21.915	1	250m	23.183	6	23.183
375m	29.966	2			375m	31.245	5	
500m	37.885	2	15.970	2	500m	39.112	5	15.929
625m	45.803	2			625m	46.994	5	
750m	53.706	2	15.821	3	750m	54.935	5	15.823
875m	1:01.578	2			875m	1:02.972	5	
1000m	1:09.456	2	15.750	4	1000m	1:11.078	5	16.143
1125m	1:17.340	2			1125m	1:19.263	5	
1250m	1:25.228	2	15.772	5	1250m	1:27.491	5	16.413
1375m	1:33.140	2			1375m	1:35.714	5	
1500m	1:41.073	2	15.845	6	1500m	1:43.972	5	16.481
1625m	1:49.037	2			1625m	1:52.251	6	
1750m	1:57.076	2	16.003	7	1750m	2:00.568	6	16.596
1875m	2:05.171	2			1875m	2:08.894	6	
2000m	2:13.364	2	16.288	8	2000m	2:17.252	6	16.684
2125m	2:21.586	2			2125m	2:25.665	6	
2250m	2:29.877	3	16.513	9	2250m	2:34.086	7	16.834
2375m	2:38.155	4			2375m	2:42.401	7	
2500m	2:46.465	4	16.588	10	2500m	2:50.759	7	16.673
2625m	2:54.775	4			2625m	2:59.126	7	
2750m	3:03.132	4	16.667	11	2750m	3:07.539	7	16.780
2875m	3:11.531	4			2875m	3:15.936	7	
3000m	3:19.993	4	16.861	12	3000m	3:24.341	7	16.802
3125m	3:28.493	4			3125m	3:32.787	7	
3250m	3:37.036	5	17.043	13	3250m	3:41.292	7	16.951
3375m	3:45.607	5			3375m	3:49.888	7	
3500m	3:54.219	5	17.183	14	3500m	3:58.470	7	17.178
3625m	4:02.849	5			3625m	4:07.110	7	
3750m	4:11.536	5	17.317	15	3750m	4:15.768	7	17.298
3875m	4:20.254	5			3875m	4:24.397	7	
4000m	4:28.859	5	17.323	16	4000m	4:33.045	7	17.277





## Race Analysis

### Analyse de la course

#### Heat 5

46 le ROUSSEAU Gatien - FRA				Lap	41 RAMOS SANCHEZ Damian - ESP			
Distance	Time	Rank	Lap Time		Distance	Time	Rank	Lap Time
125m	14.370	6			125m	14.130	4	
250m	23.457	7	23.457	1	250m	23.111	5	23.111
375m	31.830	7			375m	31.571	6	
500m	39.971	7	16.514	2	500m	39.751	6	16.640
625m	47.992	7			625m	47.865	6	
750m	55.973	6	16.002	3	750m	56.010	7	16.259
875m	1:03.960	6			875m	1:04.178	7	
1000m	1:11.944	6	15.971	4	1000m	1:12.370	7	16.360
1125m	1:19.956	6			1125m	1:20.596	7	
1250m	1:28.011	6	16.067	5	1250m	1:28.844	7	16.474
1375m	1:36.047	6			1375m	1:37.094	7	
1500m	1:44.085	6	16.074	6	1500m	1:45.346	7	16.502
1625m	1:52.120	5			1625m	1:53.637	7	
1750m	2:00.154	5	16.069	7	1750m	2:01.961	8	16.615
1875m	2:08.135	5			1875m	2:10.318	8	
2000m	2:16.188	5	16.034	8	2000m	2:18.681	8	16.720
2125m	2:24.238	5			2125m	2:27.061	8	
2250m	2:32.258	5	16.070	9	2250m	2:35.487	8	16.806
2375m	2:40.316	5			2375m	2:44.014	8	
2500m	2:48.388	5	16.130	10	2500m	2:52.576	8	17.089
2625m	2:56.413	5			2625m	3:01.165	8	
2750m	3:04.457	5	16.069	11	2750m	3:09.759	8	17.183
2875m	3:12.514	5			2875m	3:18.353	8	
3000m	3:20.534	5	16.077	12	3000m	3:27.014	8	17.255
3125m	3:28.536	5			3125m	3:35.642	8	
3250m	3:36.568	4	16.034	13	3250m	3:44.262	8	17.248
3375m	3:44.627	4			3375m	3:52.938	8	
3500m	3:52.834	4	16.266	14	3500m	4:01.355	8	17.093
3625m	4:00.906	4			3625m	4:09.738	8	
3750m	4:09.011	4	16.177	15	3750m	4:18.188	8	16.833
3875m	4:17.144	4			3875m	4:26.623	8	
4000m	4:25.366	4	16.355	16	4000m	4:35.156	8	16.968



**Race Analysis**  
Analyse de la course

**Heat 6**

45 le CUNFF Kevin - FRA				Lap	126 LARSEN Bryan - USA			
Distance	Time	Rank	Lap Time		Distance	Time	Rank	Lap Time
125m	13.938	3			125m	14.781	9	
250m	22.768	3	22.768	1	250m	23.702	8	23.702
375m	31.032	4			375m	32.089	8	
500m	39.038	4	16.270	2	500m	40.383	8	16.681
625m	46.937	4			625m	48.681	8	
750m	54.811	4	15.773	3	750m	56.941	8	16.558
875m	1:02.735	4			875m	1:05.146	8	
1000m	1:10.689	4	15.878	4	1000m	1:13.299	8	16.358
1125m	1:18.641	4			1125m	1:21.490	8	
1250m	1:26.578	4	15.889	5	1250m	1:29.676	8	16.377
1375m	1:34.451	4			1375m	1:37.738	8	
1500m	1:42.306	4	15.728	6	1500m	1:45.846	8	16.170
1625m	1:50.157	4			1625m	1:53.824	8	
1750m	1:58.053	4	15.747	7	1750m	2:01.823	7	15.977
1875m	2:05.961	4			1875m	2:09.850	7	
2000m	2:13.900	3	15.847	8	2000m	2:17.831	7	16.008
2125m	2:21.827	3			2125m	2:25.824	7	
2250m	2:29.792	2	15.892	9	2250m	2:33.874	6	16.043
2375m	2:37.789	2			2375m	2:41.891	6	
2500m	2:45.832	2	16.040	10	2500m	2:49.906	6	16.032
2625m	2:53.881	2			2625m	2:57.936	6	
2750m	3:02.006	2	16.174	11	2750m	3:06.010	6	16.104
2875m	3:10.182	2			2875m	3:14.142	6	
3000m	3:18.421	2	16.415	12	3000m	3:22.459	6	16.449
3125m	3:26.650	3			3125m	3:30.867	6	
3250m	3:34.949	3	16.528	13	3250m	3:39.242	6	16.783
3375m	3:43.216	3			3375m	3:47.694	6	
3500m	3:51.591	3	16.642	14	3500m	3:56.213	6	16.971
3625m	3:59.967	3			3625m	4:04.749	6	
3750m	4:08.377	3	16.786	15	3750m	4:13.417	6	17.204
3875m	4:16.796	3			3875m	4:22.052	6	
4000m	4:25.283	3	16.906	16	4000m	4:30.690	6	17.273



### Race Analysis

Analyse de la course

Heat 7

53 ATKINSON Archie - GBR				Lap	120 METELKA Jozef - SVK			
Distance	Time	Rank	Lap Time		Distance	Time	Rank	Lap Time
125m	13.501	2			125m	14.311	5	
250m	21.965	2	21.965	1	250m	22.771	4	22.771
375m	29.810	1			375m	30.703	3	
500m	37.647	1	15.682	2	500m	38.434	3	15.663
625m	45.444	1			625m	46.210	3	
750m	53.239	1	15.592	3	750m	54.105	3	15.671
875m	1:01.005	1			875m	1:02.130	3	
1000m	1:08.738	1	15.499	4	1000m	1:10.187	3	16.082
1125m	1:16.527	1			1125m	1:18.226	3	
1250m	1:24.288	1	15.550	5	1250m	1:26.208	3	16.021
1375m	1:32.041	1			1375m	1:34.127	3	
1500m	1:39.807	1	15.519	6	1500m	1:42.024	3	15.816
1625m	1:47.561	1			1625m	1:49.938	3	
1750m	1:55.283	1	15.476	7	1750m	1:57.881	3	15.857
1875m	2:02.975	1			1875m	2:05.905	3	
2000m	2:10.677	1	15.394	8	2000m	2:13.969	4	16.088
2125m	2:18.383	1			2125m	2:22.014	4	
2250m	2:26.099	1	15.422	9	2250m	2:30.011	4	16.042
2375m	2:33.872	1			2375m	2:38.041	3	
2500m	2:41.701	1	15.602	10	2500m	2:46.074	3	16.063
2625m	2:49.533	1			2625m	2:54.153	3	
2750m	2:57.334	1	15.633	11	2750m	3:02.239	3	16.165
2875m	3:05.156	1			2875m	3:10.364	3	
3000m	3:12.982	1	15.648	12	3000m	3:18.477	3	16.238
3125m	3:20.855	1			3125m	3:26.520	2	
3250m	3:28.794	1	15.812	13	3250m	3:34.511	2	16.034
3375m	3:36.790	1			3375m	3:42.516	2	
3500m	3:44.853	1	16.059	14	3500m	3:50.582	2	16.071
3625m	3:52.975	1			3625m	3:58.602	2	
3750m	4:01.141	1	16.288	15	3750m	4:06.641	2	16.059
3875m	4:09.401	1			3875m	4:14.678	2	
4000m	4:17.700	1	16.559	16	4000m	4:22.800	2	16.159



Start List  
Liste de départ

REVISED  
30 AUG 13:17

World Record	4:22.772	METELKA Jozef	SVK	Tokyo (JPN)	27 AUG 2021
Paralympic Record	4:22.772	METELKA Jozef	SVK	Tokyo (JPN)	27 AUG 2021

Heat	Race Number	Name	Sport Class	NPC Code	Time
1	96	GAILISS Oskars	C4	LAT	_____
2	36	RODRIGUEZ HERNANDEZ Jose Frank	C4	DOM	_____
3	117	ZEMP Timothy	C4	SUI	_____
	81	IMAMMUDDIN Muhammad Fadli	C4	INA	_____
4	85	GRIMES Ronan	C4	IRL	_____
	116	NOVAK Carol-Eduard	C4	ROU	_____
5	46	le ROUSSEAU Gatien	C4	FRA	_____
	41	RAMOS SANCHEZ Damian	C4	ESP	_____
6	45	le CUNFF Kevin	C4	FRA	_____
	126	LARSEN Bryan	C4	USA	_____
7	53	ATKINSON Archie	C4	GBR	_____
	120	METELKA Jozef	C4	SVK	_____

Progression rule:

Fastest two riders race for Gold, and 3rd and 4th riders race for Bronze.

REVISED

Rider WESTENBERG Ben - NZL Withdrawn, Startlit Updated



## Final Classification

Classement final

Rank	Race Number	Name	Sport Class	NPC Code
1	44	FOULON Dorian	C5	FRA
2	124	DEMENTYEV Yehor	C5	UKR
3	125	GARDON Elouan	C5	USA
4	15	LASSER Franz-Josef	C5	AUT
5	20	MOURO CHAMAN Lauro Cesar	C5	BRA
6	104	van de POL Martin	C5	NED
7	59	HUNT Blaine	C5	GBR
8	101	ABRAHAM GEBRU Daniel	C5	NED
9	80	WERMESER Zsombor	C5	HUN
10	33	VARGAS VILLANUEVA Carlos Andres	C5	COL
11	32	MATIZ RUIZ Edwin Fabian	C5	COL
12	131	ABDULLAEV Azimbek	C5	UZB
13	26	MOYA CONTRERAS Hernan	C5	CHI
14	123	ALBEDWAWI Ahmed	C5	UAE



## Results

### Résultats

<b>World Record</b>	4:13.934	FOULON Dorian	FRA	Paris (FRA)	31 AUG 2024
<b>Paralympic Record</b>	4:13.934	FOULON Dorian	FRA	Paris (FRA)	31 AUG 2024

Rank	Race Number	Name	Sport Class	NPC Code	1000m	2000m 1000-2000	3000m 2000-3000	Time 3000-4000	Average Speed km/h	
GOLD	1	44	FOULON Dorian	C5	FRA	1:07.795	2:09.930 1:02.135	3:12.990 1:03.060	<b>4:16.158</b> 1:03.168	56.215
SILVER	2	124	DEMENTYEV Yehor	C5	UKR	1:08.716	2:11.050 1:02.334	3:14.789 1:03.739	<b>4:17.770</b> 1:02.981	55.864
BRONZE	3	125	GARDON Elouan	C5	USA	1:09.481	2:12.559 1:03.078	3:15.398 1:02.839	<b>4:18.880</b> 1:03.482	55.624
	4	15	LASSER Franz-Josef	C5	AUT	1:09.319	2:13.464 1:04.145	3:18.943 1:05.479	<b>4:25.009</b> 1:06.066	54.338
	5	20	MOURO CHAMAN Lauro Cesar	C5	BRA					
	6	104	van de POL Martin	C5	NED					
	7	59	HUNT Blaine	C5	GBR					
	8	101	ABRAHAM GEBRU Daniel	C5	NED					
	9	80	WERMESER Zsombor	C5	HUN					
	10	33	VARGAS VILLANUEVA	C5	COL					
	11	32	MATIZ RUIZ Edwin Fabian	C5	COL					
	12	131	ABDULLAEV Azimbek	C5	UZB					
	13	26	MOYA CONTRERAS Hernan	C5	CHI					
	14	123	ALBEDWAWI Ahmed	C5	UAE					



## Race Analysis

### Analyse de la course

#### For Gold

44 FOULON Dorian - FRA				Lap	124 DEMENTYEV Yehor - UKR			
Distance	Time	Rank	Lap Time		Distance	Time	Rank	Lap Time
125m	13.527	2			125m	12.987	1	
250m	21.805	2	21.805	1	250m	21.403	1	21.403
375m	29.605	2			375m	29.441	1	
500m	37.225	1	15.420	2	500m	37.414	2	16.011
625m	44.837	1			625m	45.316	2	
750m	52.469	1	15.244	3	750m	53.160	2	15.746
875m	1:00.132	1			875m	1:00.920	2	
1000m	1:07.795	1	15.326	4	1000m	1:08.716	2	15.556
1125m	1:15.500	1			1125m	1:16.478	2	
1250m	1:23.210	1	15.415	5	1250m	1:24.227	2	15.511
1375m	1:30.960	1			1375m	1:32.044	2	
1500m	1:38.725	1	15.515	6	1500m	1:39.812	2	15.585
1625m	1:46.522	1			1625m	1:47.600	2	
1750m	1:54.330	1	15.605	7	1750m	1:55.359	2	15.547
1875m	2:02.123	1			1875m	2:03.220	2	
2000m	2:09.930	1	15.600	8	2000m	2:11.050	2	15.691
2125m	2:17.773	1			2125m	2:19.001	2	
2250m	2:25.624	1	15.694	9	2250m	2:26.948	2	15.898
2375m	2:33.498	1			2375m	2:34.942	2	
2500m	2:41.371	1	15.747	10	2500m	2:42.942	2	15.994
2625m	2:49.259	1			2625m	2:50.933	2	
2750m	2:57.157	1	15.786	11	2750m	2:58.891	2	15.949
2875m	3:05.081	1			2875m	3:06.841	2	
3000m	3:12.990	1	15.833	12	3000m	3:14.789	2	15.898
3125m	3:20.897	1			3125m	3:22.720	2	
3250m	3:28.761	1	15.771	13	3250m	3:30.607	2	15.818
3375m	3:36.662	1			3375m	3:38.487	2	
3500m	3:44.561	1	15.800	14	3500m	3:46.298	2	15.691
3625m	3:52.480	1			3625m	3:54.141	2	
3750m	4:00.396	1	15.835	15	3750m	4:02.018	2	15.720
3875m	4:08.289	1			3875m	4:09.925	2	
4000m	4:16.158	1	15.762	16	4000m	4:17.770	2	15.752



**Race Analysis**  
Analyse de la course

**For Bronze**

125 GARDON Elouan - USA				Lap	15 LASSER Franz-Josef - AUT			
Distance	Time	Rank	Lap Time		Distance	Time	Rank	Lap Time
125m	14.093	3			125m	14.450	4	
250m	22.652	3	22.652	1	250m	22.780	4	22.780
375m	30.616	4			375m	30.606	3	
500m	38.344	4	15.692	2	500m	38.285	3	15.505
625m	46.084	4			625m	45.951	3	
750m	53.806	4	15.462	3	750m	53.664	3	15.379
875m	1:01.599	4			875m	1:01.431	3	
1000m	1:09.481	4	15.675	4	1000m	1:09.319	3	15.655
1125m	1:17.363	4			1125m	1:17.271	3	
1250m	1:25.235	3	15.754	5	1250m	1:25.278	4	15.959
1375m	1:33.089	3			1375m	1:33.275	4	
1500m	1:40.958	3	15.723	6	1500m	1:41.281	4	16.003
1625m	1:48.852	3			1625m	1:49.294	4	
1750m	1:56.756	3	15.798	7	1750m	1:57.334	4	16.053
1875m	2:04.658	3			1875m	2:05.391	4	
2000m	2:12.559	3	15.803	8	2000m	2:13.464	4	16.130
2125m	2:20.468	3			2125m	2:21.577	4	
2250m	2:28.326	3	15.767	9	2250m	2:29.721	4	16.257
2375m	2:36.190	3			2375m	2:37.911	4	
2500m	2:44.041	3	15.715	10	2500m	2:46.115	4	16.394
2625m	2:51.865	3			2625m	2:54.350	4	
2750m	2:59.704	3	15.663	11	2750m	3:02.555	4	16.440
2875m	3:07.545	3			2875m	3:10.761	4	
3000m	3:15.398	3	15.694	12	3000m	3:18.943	4	16.388
3125m	3:23.265	3			3125m	3:27.170	4	
3250m	3:31.137	3	15.739	13	3250m	3:35.394	4	16.451
3375m	3:39.093	3			3375m	3:43.655	4	
3500m	3:47.018	3	15.881	14	3500m	3:51.810	4	16.416
3625m	3:54.974	3			3625m	3:59.975	4	
3750m	4:02.896	3	15.878	15	3750m	4:08.178	4	16.368
3875m	4:10.849	3			3875m	4:16.509	4	
4000m	4:18.880	3	15.984	16	4000m	4:25.009	4	16.831





**Start List**  
Liste de départ

<b>World Record</b>	4:13.934	FOULON Dorian	FRA	Paris (FRA)	31 AUG 2024
<b>Paralympic Record</b>	4:13.934	FOULON Dorian	FRA	Paris (FRA)	31 AUG 2024

Heat	Race Number	Name	Sport Class	NPC Code	Time
<b>For Bronze</b>	125	GARDON Elouan	C5	USA	_____
	15	LASSER Franz-Josef	C5	AUT	_____
<b>For Gold</b>	44	FOULON Dorian	C5	FRA	_____
	124	DEMENTYEV Yehor	C5	UKR	_____



Results

Résultats

<b>World Record</b>	4:18.274 FOULON Dorian	FRA Tokyo (JPN)	27 AUG 2021
<b>Paralympic Record</b>	4:18.274 FOULON Dorian	FRA Tokyo (JPN)	27 AUG 2021

Rank	Race Number	Name	Sport Class	NPC Code	1000m	2000m 1000-2000	3000m 2000-3000	Time 3000-4000	Average Speed km/h	
1	44	FOULON Dorian	C5	FRA	1:07.483 (1)	2:09.307 (1) 1:01.824 (1)	3:11.316 (1) 1:02.009 (1)	<b>4:13.934</b> 1:02.618 (2)	56.708	WR QG
2	124	DEMENTYEV Yehor	C5	UKR	1:09.502 (5)	2:12.390 (5) 1:02.888 (5)	3:15.055 (3) 1:02.665 (2)	<b>4:17.456</b> 1:02.401 (1)	55.932	QG
3	125	GARDON Elouan	C5	USA	1:08.612 (4)	2:11.283 (3) 1:02.671 (2)	3:14.598 (2) 1:03.315 (3)	<b>4:18.817</b> 1:04.219 (5)	55.638	QB
4	15	LASSER Franz-Josef	C5	AUT	1:08.278 (3)	2:11.015 (2) 1:02.737 (3)	3:15.252 (4) 1:04.237 (6)	<b>4:21.084</b> 1:05.832 (7)	55.155	QB
5	20	MOURO CHAMAN Lauro Cesar	C5	BRA	1:08.029 (2)	2:12.071 (4) 1:04.042 (8)	3:16.514 (5) 1:04.443 (8)	<b>4:21.768</b> 1:05.254 (6)	55.011	
6	104	van de POL Martin	C5	NED	1:10.634 (8)	2:14.673 (8) 1:04.039 (7)	3:18.705 (7) 1:04.032 (5)	<b>4:22.506</b> 1:03.801 (3)	54.856	
7	59	HUNT Blaine	C5	GBR	1:11.732 (9)	2:15.767 (9) 1:04.035 (6)	3:19.783 (8) 1:04.016 (4)	<b>4:23.961</b> 1:04.178 (4)	54.554	
8	101	ABRAHAM GEBRU Daniel	C5	NED	1:10.183 (7)	2:12.925 (6) 1:02.742 (4)	3:17.342 (6) 1:04.417 (7)	<b>4:24.280</b> 1:06.938 (10)	54.488	
9	80	WERMESER Zsombor	C5	HUN	1:09.789 (6)	2:14.043 (7) 1:04.254 (9)	3:20.710 (9) 1:06.667 (9)	<b>4:27.008</b> 1:06.298 (8)	53.931	
10	33	VARGAS VILLANUEVA	C5	COL	1:12.808 (11)	2:19.431 (10) 1:06.623 (10)	3:26.235 (10) 1:06.804 (10)	<b>4:33.077</b> 1:06.842 (9)	52.732	
11	32	MATIZ RUIZ Edwin Fabian	C5	COL	1:12.398 (10)	2:20.263 (11) 1:07.865 (11)	3:29.138 (11) 1:08.875 (11)	<b>4:38.993</b> 1:09.855 (11)	51.614	
12	131	ABDULLAEV Azimbek	C5	UZB	1:14.463 (13)	2:22.644 (12) 1:08.181 (12)	3:32.492 (12) 1:09.848 (12)	<b>4:43.555</b> 1:11.063 (12)	50.784	
13	26	MOYA CONTRERAS Hernan	C5	CHI	1:14.472 (14)	2:24.248 (13) 1:09.776 (13)	3:36.978 (13) 1:12.730 (13)	<b>4:50.769</b> 1:13.791 (13)	49.524	
14	123	ALBEDWAWI Ahmed	C5	UAE	1:14.074 (12)	2:25.598 (14) 1:11.524 (14)	3:40.317 (14) 1:14.719 (14)	<b>4:56.305</b> 1:15.988 (14)	48.599	

Progression rule:

Fastest two riders race for Gold, and 3rd and 4th riders race for Bronze.

Legend:

**QB** Qualified for Bronze      **QG** Qualified for Gold      **WR** World Record



**Race Analysis**  
Analyse de la course

**Heat 1**

131 ABDULLAEV Azimbek - UZB				Lap	123 ALBEDWAWI Ahmed - UAE			
Distance	Time	Rank	Lap Time		Distance	Time	Rank	Lap Time
125m	15.208	14			125m	15.018	13	
250m	24.494	14	24.494	1	250m	23.971	13	23.971
375m	33.131	14			375m	32.283	13	
500m	41.545	14	17.051	2	500m	40.497	13	16.526
625m	49.793	14			625m	48.709	12	
750m	57.983	14	16.438	3	750m	56.984	12	16.487
875m	1:06.196	14			875m	1:05.486	12	
1000m	1:14.463	13	16.480	4	1000m	1:14.074	12	17.090
1125m	1:22.817	13			1125m	1:22.724	12	
1250m	1:31.202	12	16.739	5	1250m	1:31.454	13	17.380
1375m	1:39.647	12			1375m	1:40.255	13	
1500m	1:48.162	12	16.960	6	1500m	1:49.121	14	17.667
1625m	1:56.745	12			1625m	1:58.143	14	
1750m	2:05.337	12	17.175	7	1750m	2:07.204	14	18.083
1875m	2:13.971	12			1875m	2:16.354	14	
2000m	2:22.644	12	17.307	8	2000m	2:25.598	14	18.394
2125m	2:31.374	12			2125m	2:34.869	14	
2250m	2:40.117	12	17.473	9	2250m	2:44.117	14	18.519
2375m	2:48.844	12			2375m	2:53.425	14	
2500m	2:57.561	12	17.444	10	2500m	3:02.757	14	18.640
2625m	3:06.273	12			2625m	3:12.098	14	
2750m	3:15.001	12	17.440	11	2750m	3:21.481	14	18.724
2875m	3:23.766	12			2875m	3:30.915	14	
3000m	3:32.492	12	17.491	12	3000m	3:40.317	14	18.836
3125m	3:41.277	12			3125m	3:49.722	14	
3250m	3:50.051	12	17.559	13	3250m	3:59.154	14	18.837
3375m	3:59.134	12			3375m	4:08.627	14	
3500m	4:08.079	12	18.028	14	3500m	4:18.017	14	18.863
3625m	4:16.797	12			3625m	4:27.436	14	
3750m	4:25.631	12	17.552	15	3750m	4:36.923	14	18.906
3875m	4:34.561	12			3875m	4:46.525	14	
4000m	4:43.555	12	17.924	16	4000m	4:56.305	14	19.382



**Race Analysis**  
Analyse de la course

**Heat 2**

32 MATIZ RUIZ Edwin Fabian - COL				Lap	26 MOYA CONTRERAS Hernan - CHI			
Distance	Time	Rank	Lap Time		Distance	Time	Rank	Lap Time
125m	14.045	5			125m	14.462	9	
250m	22.486	7	22.486	1	250m	23.317	10	23.317
375m	30.781	7			375m	31.725	11	
500m	38.981	7	16.495	2	500m	40.189	12	16.872
625m	47.241	9			625m	48.771	13	
750m	55.532	10	16.551	3	750m	57.384	13	17.195
875m	1:03.940	10			875m	1:05.952	13	
1000m	1:12.398	10	16.866	4	1000m	1:14.472	14	17.088
1125m	1:20.859	10			1125m	1:23.078	14	
1250m	1:29.325	10	16.927	5	1250m	1:31.717	14	17.245
1375m	1:37.793	11			1375m	1:40.401	14	
1500m	1:46.259	11	16.934	6	1500m	1:49.074	13	17.357
1625m	1:54.748	11			1625m	1:57.810	13	
1750m	2:03.254	11	16.995	7	1750m	2:06.557	13	17.483
1875m	2:11.762	11			1875m	2:15.393	13	
2000m	2:20.263	11	17.009	8	2000m	2:24.248	13	17.691
2125m	2:28.819	11			2125m	2:33.151	13	
2250m	2:37.435	11	17.172	9	2250m	2:42.136	13	17.888
2375m	2:46.047	11			2375m	2:51.151	13	
2500m	2:54.642	11	17.207	10	2500m	3:00.217	13	18.081
2625m	3:03.279	11			2625m	3:09.326	13	
2750m	3:11.936	11	17.294	11	2750m	3:18.524	13	18.307
2875m	3:20.521	11			2875m	3:27.725	13	
3000m	3:29.138	11	17.202	12	3000m	3:36.978	13	18.454
3125m	3:37.753	11			3125m	3:46.298	13	
3250m	3:46.340	11	17.202	13	3250m	3:55.635	13	18.657
3375m	3:54.934	11			3375m	4:04.811	13	
3500m	4:03.607	11	17.267	14	3500m	4:14.013	13	18.378
3625m	4:12.348	11			3625m	4:23.170	13	
3750m	4:21.146	11	17.539	15	3750m	4:32.396	13	18.383
3875m	4:30.002	11			3875m	4:41.579	13	
4000m	4:38.993	11	17.847	16	4000m	4:50.769	13	18.373



**Race Analysis**  
Analyse de la course

**Heat 3**


104 van de POL Martin - NED				Lap	33 VARGAS VILLANUEVA - COL			
Distance	Time	Rank	Lap Time		Distance	Time	Rank	Lap Time
125m	13.576	3			125m	14.464	10	
250m	22.015	3	22.015	1	250m	23.210	9	23.210
375m	30.109	6			375m	31.526	10	
500m	38.257	6	16.242	2	500m	39.820	11	16.610
625m	46.395	6			625m	48.086	11	
750m	54.491	6	16.234	3	750m	56.335	11	16.515
875m	1:02.574	8			875m	1:04.563	11	
1000m	1:10.634	8	16.143	4	1000m	1:12.808	11	16.473
1125m	1:18.691	8			1125m	1:21.069	11	
1250m	1:26.714	8	16.080	5	1250m	1:29.375	11	16.567
1375m	1:34.757	8			1375m	1:37.684	10	
1500m	1:42.742	8	16.028	6	1500m	1:46.036	10	16.661
1625m	1:50.733	8			1625m	1:54.393	10	
1750m	1:58.701	8	15.959	7	1750m	2:02.764	10	16.728
1875m	2:06.692	8			1875m	2:11.111	10	
2000m	2:14.673	8	15.972	8	2000m	2:19.431	10	16.667
2125m	2:22.625	8			2125m	2:27.747	10	
2250m	2:30.613	8	15.940	9	2250m	2:36.052	10	16.621
2375m	2:38.620	7			2375m	2:44.375	10	
2500m	2:46.681	7	16.068	10	2500m	2:52.753	10	16.701
2625m	2:54.717	7			2625m	3:01.111	10	
2750m	3:02.763	7	16.082	11	2750m	3:09.468	10	16.715
2875m	3:10.748	7			2875m	3:17.823	10	
3000m	3:18.705	7	15.942	12	3000m	3:26.235	10	16.767
3125m	3:26.588	7			3125m	3:34.667	10	
3250m	3:34.634	7	15.929	13	3250m	3:43.106	10	16.871
3375m	3:42.628	7			3375m	3:51.364	10	
3500m	3:50.543	7	15.909	14	3500m	3:59.619	10	16.513
3625m	3:58.514	6			3625m	4:07.888	10	
3750m	4:06.480	6	15.937	15	3750m	4:16.220	10	16.601
3875m	4:14.494	6			3875m	4:24.591	10	
4000m	4:22.506	6	16.026	16	4000m	4:33.077	10	16.857



**Race Analysis**  
Analyse de la course

**Heat 4**

80 WERMESER Zsombor - HUN				Lap	59 HUNT Blaine - GBR			
Distance	Time	Rank	Lap Time		Distance	Time	Rank	Lap Time
125m	14.753	12			125m	14.060	6	
250m	23.735	12	23.735	1	250m	22.909	8	22.909
375m	31.892	12			375m	31.318	8	
500m	39.615	10	15.880	2	500m	39.407	9	16.498
625m	47.153	8			625m	47.440	10	
750m	54.649	7	15.034	3	750m	55.485	9	16.078
875m	1:02.173	6			875m	1:03.583	9	
1000m	1:09.789	6	15.140	4	1000m	1:11.732	9	16.247
1125m	1:17.515	6			1125m	1:19.835	9	
1250m	1:25.351	6	15.562	5	1250m	1:27.908	9	16.176
1375m	1:33.280	6			1375m	1:35.947	9	
1500m	1:41.285	6	15.934	6	1500m	1:43.930	9	16.022
1625m	1:49.395	7			1625m	1:51.920	9	
1750m	1:57.552	7	16.267	7	1750m	1:59.871	9	15.941
1875m	2:05.780	7			1875m	2:07.820	9	
2000m	2:14.043	7	16.491	8	2000m	2:15.767	9	15.896
2125m	2:22.263	7			2125m	2:23.738	9	
2250m	2:30.552	7	16.509	9	2250m	2:31.700	9	15.933
2375m	2:38.893	8			2375m	2:39.680	9	
2500m	2:47.249	8	16.697	10	2500m	2:47.684	9	15.984
2625m	2:55.619	8			2625m	2:55.701	9	
2750m	3:03.922	9	16.673	11	2750m	3:03.744	8	16.060
2875m	3:12.288	9			2875m	3:11.754	8	
3000m	3:20.710	9	16.788	12	3000m	3:19.783	8	16.039
3125m	3:29.108	9			3125m	3:27.805	8	
3250m	3:37.449	9	16.739	13	3250m	3:35.892	8	16.109
3375m	3:45.745	9			3375m	3:43.993	8	
3500m	3:54.039	9	16.590	14	3500m	3:52.081	8	16.189
3625m	4:02.294	9			3625m	4:00.173	8	
3750m	4:10.548	9	16.509	15	3750m	4:08.189	8	16.108
3875m	4:18.783	9			3875m	4:16.119	8	
4000m	4:27.008	9	16.460	16	4000m	4:23.961	7	15.772



### Race Analysis

Analyse de la course

Heat 5

101 ABRAHAM GEBRU Daniel - NED				Lap	15 LASSER Franz-Josef - AUT			
Distance	Time	Rank	Lap Time		Distance	Time	Rank	Lap Time
125m	14.655	11			125m	14.214	8	
250m	23.371	11	23.371	1	250m	22.408	6	22.408
375m	31.457	9			375m	30.087	5	
500m	39.299	8	15.928	2	500m	37.625	4	15.217
625m	47.048	7			625m	45.159	3	
750m	54.742	8	15.443	3	750m	52.819	3	15.194
875m	1:02.484	7			875m	1:00.528	3	
1000m	1:10.183	7	15.441	4	1000m	1:08.278	3	15.459
1125m	1:17.920	7			1125m	1:15.997	3	
1250m	1:25.726	7	15.543	5	1250m	1:23.729	2	15.451
1375m	1:33.535	7			1375m	1:31.545	2	
1500m	1:41.391	7	15.665	6	1500m	1:39.388	2	15.659
1625m	1:49.267	6			1625m	1:47.266	2	
1750m	1:57.138	6	15.747	7	1750m	1:55.167	2	15.779
1875m	2:05.005	6			1875m	2:03.089	2	
2000m	2:12.925	6	15.787	8	2000m	2:11.015	2	15.848
2125m	2:20.837	6			2125m	2:18.966	2	
2250m	2:28.784	6	15.859	9	2250m	2:26.914	2	15.899
2375m	2:36.795	6			2375m	2:34.906	2	
2500m	2:44.798	6	16.014	10	2500m	2:42.913	2	15.999
2625m	2:52.860	6			2625m	2:50.974	3	
2750m	3:00.953	6	16.155	11	2750m	2:59.068	3	16.155
2875m	3:09.130	6			2875m	3:07.147	3	
3000m	3:17.342	6	16.389	12	3000m	3:15.252	4	16.184
3125m	3:25.590	6			3125m	3:23.398	4	
3250m	3:33.874	6	16.532	13	3250m	3:31.592	4	16.340
3375m	3:42.171	6			3375m	3:39.812	4	
3500m	3:50.523	6	16.649	14	3500m	3:48.084	4	16.492
3625m	3:58.908	7			3625m	3:56.376	4	
3750m	4:07.361	7	16.838	15	3750m	4:04.665	4	16.581
3875m	4:15.819	7			3875m	4:12.923	4	
4000m	4:24.280	8	16.919	16	4000m	4:21.084	4	16.419



## Race Analysis

Analyse de la course

### Heat 6

125 GARDON Elouan - USA				Lap	124 DEMENTYEV Yehor - UKR			
Distance	Time	Rank	Lap Time		Distance	Time	Rank	Lap Time
125m	13.841	4			125m	13.183	1	
250m	22.217	5	22.217	1	250m	21.480	1	21.480
375m	30.069	4			375m	29.601	2	
500m	37.762	5	15.545	2	500m	37.591	3	16.111
625m	45.445	4			625m	45.579	5	
750m	53.120	4	15.358	3	750m	53.547	5	15.956
875m	1:00.853	4			875m	1:01.544	5	
1000m	1:08.612	4	15.492	4	1000m	1:09.502	5	15.955
1125m	1:16.377	4			1125m	1:17.431	5	
1250m	1:24.154	4	15.542	5	1250m	1:25.332	5	15.830
1375m	1:31.971	4			1375m	1:33.183	5	
1500m	1:39.788	4	15.634	6	1500m	1:40.984	5	15.652
1625m	1:47.638	3			1625m	1:48.849	5	
1750m	1:55.502	3	15.714	7	1750m	1:56.665	5	15.681
1875m	2:03.382	3			1875m	2:04.533	5	
2000m	2:11.283	3	15.781	8	2000m	2:12.390	5	15.725
2125m	2:19.200	3			2125m	2:20.196	5	
2250m	2:27.120	3	15.837	9	2250m	2:28.042	4	15.652
2375m	2:35.027	3			2375m	2:35.888	4	
2500m	2:42.971	3	15.851	10	2500m	2:43.735	4	15.693
2625m	2:50.864	2			2625m	2:51.535	4	
2750m	2:58.728	2	15.757	11	2750m	2:59.405	4	15.670
2875m	3:06.647	2			2875m	3:07.243	4	
3000m	3:14.598	2	15.870	12	3000m	3:15.055	3	15.650
3125m	3:22.563	2			3125m	3:22.901	3	
3250m	3:30.566	2	15.968	13	3250m	3:30.739	3	15.684
3375m	3:38.563	2			3375m	3:38.596	3	
3500m	3:46.543	3	15.977	14	3500m	3:46.370	2	15.631
3625m	3:54.570	3			3625m	3:54.172	2	
3750m	4:02.595	3	16.052	15	3750m	4:01.927	2	15.557
3875m	4:10.677	3			3875m	4:09.703	2	
4000m	4:18.817	3	16.222	16	4000m	4:17.456	2	15.529





**Race Analysis**  
Analyse de la course

**Heat 7**

44 FOULON Dorian - FRA				Lap	20 MOURO CHAMAN Lauro Cesar - BRA			
Distance	Time	Rank	Lap Time		Distance	Time	Rank	Lap Time
125m	13.457	2			125m	14.061	7	
250m	21.653	2	21.653	1	250m	22.205	4	22.205
375m	29.420	1			375m	29.941	3	
500m	37.044	1	15.391	2	500m	37.472	2	15.267
625m	44.636	1			625m	45.022	2	
750m	52.253	1	15.209	3	750m	52.627	2	15.155
875m	59.874	1			875m	1:00.287	2	
1000m	1:07.483	1	15.230	4	1000m	1:08.029	2	15.402
1125m	1:15.129	1			1125m	1:15.880	2	
1250m	1:22.806	1	15.323	5	1250m	1:23.810	3	15.781
1375m	1:30.494	1			1375m	1:31.762	3	
1500m	1:38.209	1	15.403	6	1500m	1:39.722	3	15.912
1625m	1:45.962	1			1625m	1:47.797	4	
1750m	1:53.763	1	15.554	7	1750m	1:55.809	4	16.087
1875m	2:01.529	1			1875m	2:03.907	4	
2000m	2:09.307	1	15.544	8	2000m	2:12.071	4	16.262
2125m	2:17.060	1			2125m	2:20.099	4	
2250m	2:24.816	1	15.509	9	2250m	2:28.124	5	16.053
2375m	2:32.559	1			2375m	2:36.174	5	
2500m	2:40.303	1	15.487	10	2500m	2:44.247	5	16.123
2625m	2:48.070	1			2625m	2:52.237	5	
2750m	2:55.831	1	15.528	11	2750m	3:00.291	5	16.044
2875m	3:03.604	1			2875m	3:08.390	5	
3000m	3:11.316	1	15.485	12	3000m	3:16.514	5	16.223
3125m	3:19.081	1			3125m	3:24.776	5	
3250m	3:26.836	1	15.520	13	3250m	3:32.989	5	16.475
3375m	3:34.609	1			3375m	3:41.165	5	
3500m	3:42.357	1	15.521	14	3500m	3:49.360	5	16.371
3625m	3:50.116	1			3625m	3:57.575	5	
3750m	3:57.887	1	15.530	15	3750m	4:05.782	5	16.422
3875m	4:05.915	1			3875m	4:13.802	5	
4000m	4:13.934	1	16.047	16	4000m	4:21.768	5	15.986



**Start List**  
Liste de départ

<b>World Record</b>	4:18.274	FOULON Dorian	FRA Tokyo (JPN)	27 AUG 2021
<b>Paralympic Record</b>	4:18.274	FOULON Dorian	FRA Tokyo (JPN)	27 AUG 2021

Heat	Race Number	Name	Sport Class	NPC Code	Time
1	131	ABDULLAEV Azimbek	C5	UZB	_____
	123	ALBEDWAWI Ahmed	C5	UAE	_____
2	32	MATIZ RUIZ Edwin Fabian	C5	COL	_____
	26	MOYA CONTRERAS Hernan	C5	CHI	_____
3	104	van de POL Martin	C5	NED	_____
	33	VARGAS VILLANUEVA Carlos Andres	C5	COL	_____
4	80	WERMESER Zsombor	C5	HUN	_____
	59	HUNT Blaine	C5	GBR	_____
5	101	ABRAHAM GEBRU Daniel	C5	NED	_____
	15	LASSER Franz-Josef	C5	AUT	_____
6	125	GARDON Elouan	C5	USA	_____
	124	DEMENTYEV Yehor	C5	UKR	_____
7	44	FOULON Dorian	C5	FRA	_____
	20	MOURO CHAMAN Lauro Cesar	C5	BRA	_____

**Progression rule:**

Fastest two riders race for Gold, and 3rd and 4th riders race for Bronze.



## Final Classification

Classement final

Rank	Race Number	Name	Sport Class	NPC Code
1	102	BANGMA Tristan BOS Patrick	B PLT	NED
2	55	BATE Stephen LATHAM Christopher	B PLT	GBR
3	90	BERNARD Lorenzo PLEBANI Davide	B PLT	ITA
4	103	ter SCHURE Vincent FRANSEN Timo	B PLT	NED
5	48	LLOVERAS Alexandre PAILLOT Yoann	B PLT	FRA
6	127	WALTON Branden SEGGEBRUCH Spencer	B PLT	USA
7	86	VEREKER Damien McLAUGHLIN Mitchell	B PLT	IRL
8	111	KOPICZ Karol BIALOBLOCKI Marcin	B PLT	POL
9	1	GOMEZ Maximiliano TOLOSA Sebastian Jose	B PLT	ARG
10	94	KIMURA Kazuhei MIURA Kiaki	B PLT	JPN
11	74	ULBRICHT Thomas FOERSTEMANN Robert	B PLT	GER
12	84	GORDON Martin MULLEN Eoin	B PLT	IRL
13	57	FACHIE Neil ROTHERHAM Matthew	B PLT	GBR
14	9	PERRIS Kane ZACCARIA Luke	B PLT	AUS
15	54	BALL James LLOYD Steffan	B PLT	GBR
16	79	ASSOR Frederick MENSAH Rudolf	B PLT	GHA

**Legend:**

PLT Pilot



Results

Résultats

<b>World Record</b>	3:55.396	BANGMA Tristan / BOS Patrick	NED Paris (FRA)	29 AUG 2024
<b>Paralympic Record</b>	3:55.396	BANGMA Tristan / BOS Patrick	NED Paris (FRA)	29 AUG 2024

Rank	Race Number	Name	Sport Class	NPC Code	1000m	2000m 1000-2000	3000m 2000-3000	Time 3000-4000	Average Speed km/h	
GOLD	1	102	BANGMA Tristan	B	NED	1:04.080	2:00.222	2:56.824	<b>3:55.439</b>	61.162
			BOS Patrick	PLT						
SILVER	2	55	BATE Stephen	B	GBR	1:04.896	2:01.715	2:59.285	<b>3:57.652</b>	60.593
			LATHAM Christopher	PLT						
BRONZE	3	90	BERNARD Lorenzo	B	ITA	1:06.718	2:05.418	3:04.862	<b>4:04.613</b>	58.868
			PLEBANI Davide	PLT						
	4	103	ter SCHURE Vincent	B	NED	1:07.630	2:06.976	3:07.005	<b>4:08.267</b>	58.002
			FRANSEN Timo	PLT						
	5	48	LLOVERAS Alexandre	B	FRA					
			PAILLOT Yoann	PLT						
	6	127	WALTON Branden	B	USA					
			SEGGEBRUCH Spencer	PLT						
	7	86	VEREKER Damien	B	IRL					
			McLAUGHLIN Mitchell	PLT						
	8	111	KOPIGZ Karol	B	POL					
			BIALOLOCKI Marcin	PLT						
	9	1	GOMEZ Maximiliano	B	ARG					
			TOLOSA Sebastian Jose	PLT						
	10	94	KIMURA Kazuhei	B	JPN					
			MIURA Kiaki	PLT						
	11	74	ULBRICHT Thomas	B	GER					
			FOERSTEMANN Robert	PLT						
	12	84	GORDON Martin	B	IRL					
			MULLEN Eoin	PLT						
	13	57	FACHIE Neil	B	GBR					
			ROTHERHAM Matthew	PLT						
	14	9	PERRIS Kane	B	AUS					
			ZACCARIA Luke	PLT						
	15	54	BALL James	B	GBR					
			LLOYD Steffan	PLT						
	16	79	ASSOR Frederick	B	GHA					
			MENSAH Rudolf	PLT						

Legend:  
**PLT** Pilot



**Race Analysis**  
Analyse de la course

**For Gold**

102 BANGMA/BOS - NED				Lap	55 BATE/LATHAM - GBR			
Distance	Time	Rank	Lap Time		Distance	Time	Rank	Lap Time
125m	14.081	2			125m	13.617	1	
250m	21.762	1	21.762	1	250m	21.829	2	21.829
375m	28.782	1			375m	29.329	2	
500m	35.889	1	14.127	2	500m	36.547	2	14.718
625m	42.977	1			625m	43.665	2	
750m	50.039	1	14.150	3	750m	50.752	2	14.205
875m	57.057	1			875m	57.833	2	
1000m	1:04.080	1	14.041	4	1000m	1:04.896	2	14.144
1125m	1:11.092	1			1125m	1:11.967	2	
1250m	1:18.103	1	14.023	5	1250m	1:19.038	2	14.142
1375m	1:25.128	1			1375m	1:26.122	2	
1500m	1:32.143	1	14.040	6	1500m	1:33.211	2	14.173
1625m	1:39.171	1			1625m	1:40.324	2	
1750m	1:46.210	1	14.067	7	1750m	1:47.432	2	14.221
1875m	1:53.210	1			1875m	1:54.575	2	
2000m	2:00.222	1	14.012	8	2000m	2:01.715	2	14.283
2125m	2:07.241	1			2125m	2:08.891	2	
2250m	2:14.283	1	14.061	9	2250m	2:16.053	2	14.338
2375m	2:21.312	1			2375m	2:23.217	2	
2500m	2:28.394	1	14.111	10	2500m	2:30.381	2	14.328
2625m	2:35.475	1			2625m	2:37.567	2	
2750m	2:42.569	1	14.175	11	2750m	2:44.773	2	14.392
2875m	2:49.678	1			2875m	2:52.031	2	
3000m	2:56.824	1	14.255	12	3000m	2:59.285	2	14.512
3125m	3:04.029	1			3125m	3:06.543	2	
3250m	3:11.270	1	14.446	13	3250m	3:13.831	2	14.546
3375m	3:18.543	1			3375m	3:21.113	2	
3500m	3:25.879	1	14.609	14	3500m	3:28.467	2	14.636
3625m	3:33.197	1			3625m	3:35.813	2	
3750m	3:40.545	1	14.666	15	3750m	3:43.106	2	14.639
3875m	3:47.929	1			3875m	3:50.384	2	
4000m	3:55.439	1	14.894	16	4000m	3:57.652	2	14.546



## Race Analysis

Analyse de la course

**For Bronze**

90 BERNARD/PLEBANI - ITA				Lap	103 TER SCHURE/FRANSEN - NED			
Distance	Time	Rank	Lap Time		Distance	Time	Rank	Lap Time
125m	14.252	3			125m	14.635	4	
250m	22.510	3	22.510	1	250m	23.071	4	23.071
375m	30.166	3			375m	30.786	4	
500m	37.585	3	15.075	2	500m	38.188	4	15.117
625m	44.898	3			625m	45.511	4	
750m	52.182	3	14.597	3	750m	52.868	4	14.680
875m	59.454	3			875m	1:00.224	4	
1000m	1:06.718	3	14.536	4	1000m	1:07.630	4	14.762
1125m	1:14.028	3			1125m	1:15.027	4	
1250m	1:21.355	3	14.637	5	1250m	1:22.426	4	14.796
1375m	1:28.676	3			1375m	1:29.851	4	
1500m	1:36.016	3	14.661	6	1500m	1:37.260	4	14.834
1625m	1:43.383	3			1625m	1:44.674	4	
1750m	1:50.744	3	14.728	7	1750m	1:52.092	4	14.832
1875m	1:58.071	3			1875m	1:59.528	4	
2000m	2:05.418	3	14.674	8	2000m	2:06.976	4	14.884
2125m	2:12.798	3			2125m	2:14.402	4	
2250m	2:20.189	3	14.771	9	2250m	2:21.866	4	14.890
2375m	2:27.603	3			2375m	2:29.338	4	
2500m	2:35.042	3	14.853	10	2500m	2:36.875	4	15.009
2625m	2:42.480	3			2625m	2:44.377	4	
2750m	2:49.935	3	14.893	11	2750m	2:51.911	4	15.036
2875m	2:57.411	3			2875m	2:59.439	4	
3000m	3:04.862	3	14.927	12	3000m	3:07.005	4	15.094
3125m	3:12.360	3			3125m	3:14.596	4	
3250m	3:19.816	3	14.954	13	3250m	3:22.194	4	15.189
3375m	3:27.296	3			3375m	3:29.834	4	
3500m	3:34.754	3	14.938	14	3500m	3:37.455	4	15.261
3625m	3:42.229	3			3625m	3:45.127	4	
3750m	3:49.675	3	14.921	15	3750m	3:52.828	4	15.373
3875m	3:57.145	3			3875m	4:00.511	4	
4000m	4:04.613	3	14.938	16	4000m	4:08.267	4	15.439



Start List  
Liste de départ

<b>World Record</b>	3:55.396	BANGMA Tristan / BOS Patrick	NED	Paris (FRA)	29 AUG 2024
<b>Paralympic Record</b>	3:55.396	BANGMA Tristan / BOS Patrick	NED	Paris (FRA)	29 AUG 2024

Heat	Race Number	Name	Sport Class	NPC Code	Time
<b>For Bronze</b>	90	BERNARD Lorenzo PLEBANI Davide	B PLT	ITA	_____
	103	ter SCHURE Vincent FRANSEN Timo	B PLT	NED	_____
<b>For Gold</b>	102	BANGMA Tristan BOS Patrick	B PLT	NED	_____
	55	BATE Stephen LATHAM Christopher	B PLT	GBR	_____

Legend:  
PLT Pilot



Results

Résultats

<b>World Record</b>	3:58.397	BANGMA Tristan	NED	Rio de Janeiro (BRA)	23 MAR 2024
<b>Paralympic Record</b>	3:59.470	BANGMA Tristan	NED	Tokyo (JPN)	25 AUG 2021

Rank	Race Number	Name	Sport Class	NPC Code	1000m	2000m 1000-2000	3000m 2000-3000	Time 3000-4000	Average Speed km/h	
1	102	<b>BANGMA Tristan</b> BOS Patrick	<b>B</b> <b>PLT</b>	<b>NED</b>	1:04.311 (5)	2:00.970 (1) 56.659 (1)	2:57.740 (1) 56.770 (1)	<b>3:55.396</b> 57.656 (2)	61.174	WR QG
2	55	<b>BATE Stephen</b> LATHAM Christopher	<b>B</b> <b>PLT</b>	<b>GBR</b>	1:05.513 (6)	2:02.532 (2) 57.019 (2)	2:59.550 (2) 57.018 (2)	<b>3:56.435</b> 56.885 (1)	60.905	QG
3	90	<b>BERNARD Lorenzo</b> PLEBANI Davide	<b>B</b> <b>PLT</b>	<b>ITA</b>	1:06.018 (7)	2:04.222 (3) 58.204 (3)	3:02.961 (3) 58.739 (3)	<b>4:02.558</b> 59.597 (4)	59.367	QB
4	103	<b>ter SCHURE Vincent</b> FRANSEN Timo	<b>B</b> <b>PLT</b>	<b>NED</b>	1:07.324 (10)	2:06.211 (4) 58.887 (4)	3:05.789 (4) 59.578 (5)	<b>4:04.969</b> 59.180 (3)	58.783	QB
5	48	LLOVERAS Alexandre PAILLOT Yoann	B PLT	FRA	1:08.187 (12)	2:07.499 (6) 59.312 (5)	3:06.950 (5) 59.451 (4)	<b>4:06.920</b> 59.970 (5)	58.318	
6	127	WALTON Branden SEGGEBRUCH Spencer	B PLT	USA	1:07.005 (9)	2:07.106 (5) 1:00.101 (6)	3:07.709 (6) 1:00.603 (6)	<b>4:10.290</b> 1:02.581 (6)	57.533	
7	86	VEREKER Damien McLAUGHLIN Mitchell	B PLT	IRL	1:07.946 (11)	2:08.440 (7) 1:00.494 (7)	3:11.119 (7) 1:02.679 (7)	<b>4:14.817</b> 1:03.698 (8)	56.511	
8	111	KOPICZ Karol BIALOBLOCKI Marcin	B PLT	POL	1:08.618 (13)	2:11.996 (8) 1:03.378 (8)	3:15.804 (8) 1:03.808 (8)	<b>4:19.202</b> 1:03.398 (7)	55.555	
9	1	GOMEZ Maximiliano TOLOSA Sebastian Jose	B PLT	ARG	1:08.802 (14)	2:12.745 (9) 1:03.943 (9)	3:19.197 (9) 1:06.452 (10)	<b>4:28.087</b> 1:08.890 (10)	53.714	
10	94	KIMURA Kazuhei MIURA Kiaki	B PLT	JPN	1:12.527 (15)	2:18.523 (10) 1:05.996 (10)	3:24.125 (10) 1:05.602 (9)	<b>4:28.676</b> 1:04.551 (9)	53.596	
11	74	ULBRICHT Thomas FOERSTEMANN Robert	B PLT	GER	1:04.163 (4)	2:32.646 (13) 1:28.483 (13)	3:58.973 (13) 1:26.327 (11)	<b>5:21.994</b> 1:23.021 (11)	44.721	
12	84	GORDON Martin MULLEN Eoin	B PLT	IRL	1:03.616 (3)	2:19.732 (11) 1:16.116 (11)	3:54.852 (11) 1:35.120 (12)	<b>5:27.642</b> 1:32.790 (13)	43.950	
13	57	FACHIE Neil ROTHERHAM Matthew	B PLT	GBR	1:00.588 (1)	2:23.497 (12) 1:22.909 (12)	3:58.858 (12) 1:35.361 (13)	<b>5:33.212</b> 1:34.354 (14)	43.216	
14	9	PERRIS Kane ZACCARIA Luke	B PLT	AUS	1:06.509 (8)	2:38.544 (14) 1:32.035 (14)	4:14.981 (14) 1:36.437 (14)	<b>5:42.837</b> 1:27.856 (12)	42.002	
15	54	BALL James LLOYD Steffan	B PLT	GBR	1:01.598 (2)	2:38.761 (15) 1:37.163 (15)	4:30.314 (15) 1:51.553 (16)	<b>6:17.368</b> 1:47.054 (16)	38.159	
16	79	ASSOR Frederick MENSAH Rudolf	B PLT	GHA	1:28.385 (16)	3:08.075 (16) 1:39.690 (16)	4:49.836 (16) 1:41.761 (15)	<b>6:30.071</b> 1:40.235 (15)	36.916	

Progression rule:

Fastest two riders race for Gold, and 3rd and 4th riders race for Bronze.





**Results**  
Résultats

Rank	Race Number	Name	Sport Class	NPC Code	1000m	2000m 1000-2000	3000m 2000-3000	Time 3000-4000	Average Speed km/h
------	-------------	------	-------------	----------	-------	--------------------	--------------------	-------------------	-----------------------

<b>Legend:</b>	<b>PLT</b> Pilot	<b>QB</b> Qualified for Bronze	<b>QG</b> Qualified for Gold	<b>WR</b> World Record
----------------	------------------	--------------------------------	------------------------------	------------------------





**Race Analysis**  
Analyse de la course

**Heat 1**

9 PERRIS/ZACCARIA - AUS				Lap	79 ASSOR/MENSAH - GHA			
Distance	Time	Rank	Lap Time		Distance	Time	Rank	Lap Time
125m	12.257	4			125m	17.123	16	
250m	19.400	4	19.400	1	250m	27.043	16	27.043
375m	26.165	4			375m	36.244	16	
500m	32.784	4	13.384	2	500m	45.686	16	18.643
625m	39.956	4			625m	55.644	16	
750m	47.952	5	15.168	3	750m	1:06.023	16	20.337
875m	56.851	5			875m	1:16.979	16	
1000m	1:06.509	8	18.557	4	1000m	1:28.385	16	22.362
1125m	1:16.733	14			1125m	1:40.178	16	
1250m	1:27.334	14	20.825	5	1250m	1:52.309	16	23.924
1375m	1:38.385	15			1375m	2:04.665	16	
1500m	1:49.760	15	22.426	6	1500m	2:17.333	16	25.024
1625m	2:01.495	15			1625m	2:30.068	16	
1750m	2:13.637	15	23.877	7	1750m	2:42.808	16	25.475
1875m	2:26.097	15			1875m	2:55.459	16	
2000m	2:38.544	14	24.907	8	2000m	3:08.075	16	25.267
2125m	2:50.754	14			2125m	3:20.711	16	
2250m	3:02.512	14	23.968	9	2250m	3:33.690	16	25.615
2375m	3:14.558	14			2375m	3:46.441	16	
2500m	3:26.558	14	24.046	10	2500m	3:59.107	16	25.417
2625m	3:38.786	14			2625m	4:11.735	16	
2750m	3:50.871	14	24.313	11	2750m	4:24.395	16	25.288
2875m	4:02.919	14			2875m	4:37.036	16	
3000m	4:14.981	14	24.110	12	3000m	4:49.836	16	25.441
3125m	4:26.712	14			3125m	5:01.939	16	
3250m	4:38.195	14	23.214	13	3250m	5:14.273	16	24.437
3375m	4:49.510	14			3375m	5:26.837	16	
3500m	5:00.159	14	21.964	14	3500m	5:39.291	16	25.018
3625m	5:10.588	14			3625m	5:51.742	16	
3750m	5:21.182	14	21.023	15	3750m	6:04.418	16	25.127
3875m	5:31.928	14			3875m	6:16.914	16	
4000m	5:42.837	14	21.655	16	4000m	6:30.071	16	25.653



### Race Analysis

Analyse de la course

Heat 2

84 GORDON/MULLEN - IRL				Lap	57 FACHIE/ROTHERHAM - GBR			
Distance	Time	Rank	Lap Time		Distance	Time	Rank	Lap Time
125m	12.846	5			125m	11.542	1	
250m	20.239	5	20.239	1	250m	18.365	1	18.365
375m	27.025	5			375m	24.767	1	
500m	33.703	5	13.464	2	500m	31.333	1	12.968
625m	40.674	5			625m	38.261	2	
750m	47.932	4	14.229	3	750m	45.429	2	14.096
875m	55.562	4			875m	52.860	1	
1000m	1:03.616	3	15.684	4	1000m	1:00.588	1	15.159
1125m	1:12.045	4			1125m	1:09.160	1	
1250m	1:20.811	5	17.195	5	1250m	1:18.375	1	17.787
1375m	1:29.932	7			1375m	1:28.226	4	
1500m	1:39.364	9	18.553	6	1500m	1:38.610	8	20.235
1625m	1:49.080	10			1625m	1:49.432	11	
1750m	1:58.988	10	19.624	7	1750m	2:00.580	11	21.970
1875m	2:09.199	10			1875m	2:11.944	12	
2000m	2:19.732	11	20.744	8	2000m	2:23.497	12	22.917
2125m	2:30.399	11			2125m	2:35.207	12	
2250m	2:41.356	11	21.624	9	2250m	2:47.176	12	23.679
2375m	2:52.886	11			2375m	2:59.136	12	
2500m	3:05.213	11	23.857	10	2500m	3:10.981	12	23.805
2625m	3:17.797	11			2625m	3:22.855	12	
2750m	3:30.133	11	24.920	11	2750m	3:34.749	12	23.768
2875m	3:42.505	11			2875m	3:46.801	12	
3000m	3:54.852	11	24.719	12	3000m	3:58.858	12	24.109
3125m	4:06.726	11			3125m	4:10.952	13	
3250m	4:18.296	11	23.444	13	3250m	4:22.985	13	24.127
3375m	4:29.874	11			3375m	4:35.067	13	
3500m	4:41.409	12	23.113	14	3500m	4:47.043	13	24.058
3625m	4:53.079	12			3625m	4:59.072	13	
3750m	5:04.831	12	23.422	15	3750m	5:11.055	13	24.012
3875m	5:16.389	12			3875m	5:22.388	13	
4000m	5:27.642	12	22.811	16	4000m	5:33.212	13	22.157



**Race Analysis**  
Analyse de la course

**Heat 3**

1 GOMEZ/TOLOSA - ARG				Lap	94 KIMURA/MIURA - JPN			
Distance	Time	Rank	Lap Time		Distance	Time	Rank	Lap Time
125m	14.379	11			125m	14.686	13	
250m	22.864	11	22.864	1	250m	23.282	15	23.282
375m	30.726	11			375m	31.505	15	
500m	38.322	12	15.458	2	500m	39.684	15	16.402
625m	45.867	12			625m	47.872	15	
750m	53.407	13	15.085	3	750m	56.099	15	16.415
875m	1:01.075	14			875m	1:04.319	15	
1000m	1:08.802	14	15.395	4	1000m	1:12.527	15	16.428
1125m	1:16.636	13			1125m	1:20.767	15	
1250m	1:24.499	12	15.697	5	1250m	1:28.999	15	16.472
1375m	1:32.412	12			1375m	1:37.215	14	
1500m	1:40.420	11	15.921	6	1500m	1:45.468	13	16.469
1625m	1:48.477	9			1625m	1:53.729	12	
1750m	1:56.531	9	16.111	7	1750m	2:02.036	12	16.568
1875m	2:04.604	9			1875m	2:10.289	11	
2000m	2:12.745	9	16.214	8	2000m	2:18.523	10	16.487
2125m	2:20.935	9			2125m	2:26.729	10	
2250m	2:29.140	9	16.395	9	2250m	2:34.977	10	16.454
2375m	2:37.354	9			2375m	2:43.207	10	
2500m	2:45.638	9	16.498	10	2500m	2:51.483	10	16.506
2625m	2:53.930	9			2625m	2:59.721	10	
2750m	3:02.295	9	16.657	11	2750m	3:07.873	10	16.390
2875m	3:10.729	9			2875m	3:16.021	10	
3000m	3:19.197	9	16.902	12	3000m	3:24.125	10	16.252
3125m	3:27.718	9			3125m	3:32.202	10	
3250m	3:36.217	9	17.020	13	3250m	3:40.298	10	16.173
3375m	3:44.759	9			3375m	3:48.392	10	
3500m	3:53.360	9	17.143	14	3500m	3:56.535	10	16.237
3625m	4:02.078	9			3625m	4:04.680	10	
3750m	4:10.753	9	17.393	15	3750m	4:12.712	10	16.177
3875m	4:19.383	9			3875m	4:20.710	10	
4000m	4:28.087	9	17.334	16	4000m	4:28.676	10	15.964



**Race Analysis**  
Analyse de la course

**Heat 4**

74 ULBRICHT/FOERSTEMANN - GER				Lap	54 BALL/LLOYD - GBR			
Distance	Time	Rank	Lap Time		Distance	Time	Rank	Lap Time
125m	11.844	3			125m	11.765	2	
250m	18.735	3	18.735	1	250m	18.656	2	18.656
375m	25.186	3			375m	25.063	2	
500m	31.610	3	12.875	2	500m	31.435	2	12.779
625m	38.720	3			625m	38.141	1	
750m	46.433	3	14.823	3	750m	45.424	1	13.989
875m	54.923	3			875m	53.253	2	
1000m	1:04.163	4	17.730	4	1000m	1:01.598	2	16.174
1125m	1:14.164	7			1125m	1:10.740	2	
1250m	1:24.689	13	20.526	5	1250m	1:21.005	6	19.407
1375m	1:35.756	13			1375m	1:32.308	11	
1500m	1:47.117	14	22.428	6	1500m	1:44.597	12	23.592
1625m	1:58.573	14			1625m	1:57.662	13	
1750m	2:10.085	13	22.968	7	1750m	2:11.113	14	26.516
1875m	2:21.406	13			1875m	2:24.840	14	
2000m	2:32.646	13	22.561	8	2000m	2:38.761	15	27.648
2125m	2:38.959	13			2125m	2:52.931	15	
2250m	2:54.991	13	22.345	9	2250m	3:07.086	15	28.325
2375m	3:06.052	13			2375m	3:20.733	15	
2500m	3:16.560	13	21.569	10	2500m	3:34.546	15	27.460
2625m	3:27.158	13			2625m	3:48.405	15	
2750m	3:37.807	13	21.247	11	2750m	4:02.183	15	27.637
2875m	3:48.408	13			2875m	4:16.154	15	
3000m	3:58.973	13	21.166	12	3000m	4:30.314	15	28.131
3125m	4:09.505	12			3125m	4:44.298	15	
3250m	4:20.056	12	21.083	13	3250m	4:57.983	15	27.669
3375m	4:30.618	12			3375m	5:11.411	15	
3500m	4:40.958	11	20.902	14	3500m	5:24.592	15	26.609
3625m	4:51.189	11			3625m	5:37.825	15	
3750m	5:01.563	11	20.605	15	3750m	5:51.122	15	26.530
3875m	5:11.854	11			3875m	6:04.254	15	
4000m	5:21.994	11	20.431	16	4000m	6:17.368	15	26.246




## Race Analysis

Analyse de la course

### Heat 5

127 WALTON/SEGGEBRUCH - USA				Lap	111 KOPICZ/BIALOBLOCKI - POL			
Distance	Time	Rank	Lap Time		Distance	Time	Rank	Lap Time
125m	14.123	9			125m	13.904	7	
250m	22.417	10	22.417	1	250m	22.180	8	22.180
375m	30.109	10			375m	29.995	9	
500m	37.610	9	15.193	2	500m	37.695	10	15.515
625m	44.992	9			625m	45.353	10	
750m	52.280	9	14.670	3	750m	53.066	11	15.371
875m	59.611	9			875m	1:00.841	12	
1000m	1:07.005	9	14.725	4	1000m	1:08.618	13	15.552
1125m	1:14.446	8			1125m	1:16.440	12	
1250m	1:21.920	7	14.915	5	1250m	1:24.319	11	15.701
1375m	1:29.479	6			1375m	1:32.231	10	
1500m	1:37.013	5	15.093	6	1500m	1:40.178	10	15.859
1625m	1:44.563	5			1625m	1:48.135	8	
1750m	1:52.097	5	15.084	7	1750m	1:56.090	8	15.912
1875m	1:59.579	5			1875m	2:04.055	8	
2000m	2:07.106	5	15.009	8	2000m	2:11.996	8	15.906
2125m	2:14.675	5			2125m	2:19.957	8	
2250m	2:22.237	5	15.131	9	2250m	2:27.926	8	15.930
2375m	2:29.831	6			2375m	2:35.885	8	
2500m	2:37.393	6	15.156	10	2500m	2:43.870	8	15.944
2625m	2:44.967	6			2625m	2:51.856	8	
2750m	2:52.498	6	15.105	11	2750m	2:59.859	8	15.989
2875m	3:00.051	6			2875m	3:07.889	8	
3000m	3:07.709	6	15.211	12	3000m	3:15.804	8	15.945
3125m	3:15.196	6			3125m	3:23.546	8	
3250m	3:22.834	6	15.125	13	3250m	3:31.214	8	15.410
3375m	3:30.564	6			3375m	3:38.942	8	
3500m	3:38.394	6	15.560	14	3500m	3:46.758	8	15.544
3625m	3:46.281	6			3625m	3:54.879	8	
3750m	3:54.270	6	15.876	15	3750m	4:03.095	8	16.337
3875m	4:02.260	6			3875m	4:11.171	8	
4000m	4:10.290	6	16.020	16	4000m	4:19.202	8	16.107



## Race Analysis

Analyse de la course

### Heat 6

48 LLOVERAS/PAILLOT - FRA				Lap	86 VEREKER/MCLAUGHLIN - IRL			
Distance	Time	Rank	Lap Time		Distance	Time	Rank	Lap Time
125m	14.444	12			125m	14.825	15	
250m	23.138	12	23.138	1	250m	23.238	14	23.238
375m	31.089	14			375m	31.006	13	
500m	38.680	14	15.542	2	500m	38.478	13	15.240
625m	46.128	14			625m	45.871	13	
750m	53.490	14	14.810	3	750m	53.209	12	14.731
875m	1:00.849	13			875m	1:00.546	11	
1000m	1:08.187	12	14.697	4	1000m	1:07.946	11	14.737
1125m	1:15.553	11			1125m	1:15.362	10	
1250m	1:22.927	10	14.740	5	1250m	1:22.797	9	14.851
1375m	1:30.378	9			1375m	1:30.322	8	
1500m	1:37.810	6	14.883	6	1500m	1:37.862	7	15.065
1625m	1:45.259	6			1625m	1:45.447	7	
1750m	1:52.678	6	14.868	7	1750m	1:53.115	7	15.253
1875m	2:00.100	6			1875m	2:00.757	7	
2000m	2:07.499	6	14.821	8	2000m	2:08.440	7	15.325
2125m	2:14.952	6			2125m	2:16.224	7	
2250m	2:22.360	6	14.861	9	2250m	2:24.015	7	15.575
2375m	2:29.761	5			2375m	2:31.811	7	
2500m	2:37.189	5	14.829	10	2500m	2:39.631	7	15.616
2625m	2:44.620	5			2625m	2:47.445	7	
2750m	2:52.040	5	14.851	11	2750m	2:55.294	7	15.663
2875m	2:59.497	5			2875m	3:03.204	7	
3000m	3:06.950	5	14.910	12	3000m	3:11.119	7	15.825
3125m	3:14.469	5			3125m	3:19.044	7	
3250m	3:21.938	5	14.988	13	3250m	3:27.005	7	15.886
3375m	3:29.455	5			3375m	3:34.975	7	
3500m	3:36.881	5	14.943	14	3500m	3:42.938	7	15.933
3625m	3:44.330	5			3625m	3:50.934	7	
3750m	3:51.804	5	14.923	15	3750m	3:58.910	7	15.972
3875m	3:59.250	5			3875m	4:06.875	7	
4000m	4:06.920	5	15.116	16	4000m	4:14.817	7	15.907



**Race Analysis**  
Analyse de la course

**Heat 7**

55 BATE/LATHAM - GBR				Lap	103 TER SCHURE/FRANSEN - NED			
Distance	Time	Rank	Lap Time		Distance	Time	Rank	Lap Time
125m	13.841	6			125m	14.742	14	
250m	22.171	7	22.171	1	250m	23.220	13	23.220
375m	29.757	7			375m	30.898	12	
500m	37.028	7	14.857	2	500m	38.213	11	14.993
625m	44.183	7			625m	45.473	11	
750m	51.275	7	14.247	3	750m	52.705	10	14.492
875m	58.388	7			875m	1:00.016	10	
1000m	1:05.513	6	14.238	4	1000m	1:07.324	10	14.619
1125m	1:12.653	5			1125m	1:14.654	9	
1250m	1:19.809	3	14.296	5	1250m	1:21.992	8	14.668
1375m	1:26.934	2			1375m	1:29.344	5	
1500m	1:34.058	2	14.249	6	1500m	1:36.685	4	14.693
1625m	1:41.146	2			1625m	1:44.062	4	
1750m	1:48.265	2	14.207	7	1750m	1:51.432	4	14.747
1875m	1:55.393	2			1875m	1:58.808	4	
2000m	2:02.532	2	14.267	8	2000m	2:06.211	4	14.779
2125m	2:09.684	2			2125m	2:13.634	4	
2250m	2:16.815	2	14.283	9	2250m	2:21.052	4	14.841
2375m	2:23.958	2			2375m	2:28.494	4	
2500m	2:31.096	2	14.281	10	2500m	2:35.912	4	14.860
2625m	2:38.223	2			2625m	2:43.364	4	
2750m	2:45.332	2	14.236	11	2750m	2:50.809	4	14.897
2875m	2:52.446	2			2875m	2:58.311	4	
3000m	2:59.550	2	14.218	12	3000m	3:05.789	4	14.980
3125m	3:06.697	2			3125m	3:13.300	4	
3250m	3:13.850	2	14.300	13	3250m	3:20.799	4	15.010
3375m	3:20.915	2			3375m	3:28.332	4	
3500m	3:28.074	2	14.224	14	3500m	3:35.789	4	14.990
3625m	3:35.104	2			3625m	3:43.117	4	
3750m	3:42.149	2	14.075	15	3750m	3:50.380	4	14.591
3875m	3:49.265	2			3875m	3:57.633	4	
4000m	3:56.435	2	14.286	16	4000m	4:04.969	4	14.589





**Race Analysis**  
Analyse de la course

**Heat 8**

102 BANGMA/BOS - NED				Lap	90 BERNARD/PLEBANI - ITA			
Distance	Time	Rank	Lap Time		Distance	Time	Rank	Lap Time
125m	14.143	10			125m	14.113	8	
250m	21.824	6	21.824	1	250m	22.283	9	22.283
375m	28.872	6			375m	29.851	8	
500m	35.982	6	14.158	2	500m	37.159	8	14.876
625m	43.078	6			625m	44.377	8	
750m	50.137	6	14.155	3	750m	51.581	8	14.422
875m	57.218	6			875m	58.808	8	
1000m	1:04.311	5	14.174	4	1000m	1:06.018	7	14.437
1125m	1:11.417	3			1125m	1:13.258	6	
1250m	1:18.515	2	14.204	5	1250m	1:20.514	4	14.496
1375m	1:25.592	1			1375m	1:27.775	3	
1500m	1:32.680	1	14.165	6	1500m	1:35.068	3	14.554
1625m	1:39.771	1			1625m	1:42.334	3	
1750m	1:46.842	1	14.162	7	1750m	1:49.623	3	14.555
1875m	1:53.923	1			1875m	1:56.923	3	
2000m	2:00.970	1	14.128	8	2000m	2:04.222	3	14.599
2125m	2:08.038	1			2125m	2:11.544	3	
2250m	2:15.094	1	14.124	9	2250m	2:18.846	3	14.624
2375m	2:22.157	1			2375m	2:26.166	3	
2500m	2:29.241	1	14.147	10	2500m	2:33.510	3	14.664
2625m	2:36.336	1			2625m	2:40.836	3	
2750m	2:43.440	1	14.199	11	2750m	2:48.203	3	14.693
2875m	2:50.586	1			2875m	2:55.578	3	
3000m	2:57.740	1	14.300	12	3000m	3:02.961	3	14.758
3125m	3:04.924	1			3125m	3:10.367	3	
3250m	3:12.140	1	14.400	13	3250m	3:17.794	3	14.833
3375m	3:19.356	1			3375m	3:25.223	3	
3500m	3:26.552	1	14.412	14	3500m	3:32.693	3	14.899
3625m	3:33.772	1			3625m	3:40.153	3	
3750m	3:41.002	1	14.450	15	3750m	3:47.588	3	14.895
3875m	3:48.214	1			3875m	3:55.047	3	
4000m	3:55.396	1	14.394	16	4000m	4:02.558	3	14.970



**Start List**  
Liste de départ

**REVISED**  
29 AUG 13:35

<b>World Record</b>	3:58.397	BANGMA Tristan	NED	Rio de Janeiro (BRA)	23 MAR 2024
<b>Paralympic Record</b>	3:59.470	BANGMA Tristan	NED	Tokyo (JPN)	25 AUG 2021

Heat	Race Number	Name	Sport Class	NPC Code	Time
1	9	PERRIS Kane ZACCARIA Luke	B PLT	AUS	_____
	79	ASSOR Frederick MENSAH Rudolf	B PLT	GHA	_____
2	84	GORDON Martin MULLEN Eoin	B PLT	IRL	_____
	57	FACHIE Neil ROTHERHAM Matthew	B PLT	GBR	_____
3	1	GOMEZ Maximiliano TOLOSA Sebastian Jose	B PLT	ARG	_____
	94	KIMURA Kazuhei MIURA Kiaki	B PLT	JPN	_____
4	74	ULBRICHT Thomas FOERSTEMANN Robert	B PLT	GER	_____
	54	BALL James LLOYD Steffan	B PLT	GBR	_____
5	127	WALTON Branden SEGGEBRUCH Spencer	B PLT	USA	_____
	111	KOPICZ Karol BIALOBLOCKI Marcin	B PLT	POL	_____
6	48	LLOVERAS Alexandre PAILLOT Yoann	B PLT	FRA	_____
	86	VEREKER Damien McLAUGHLIN Mitchell	B PLT	IRL	_____
7	55	BATE Stephen LATHAM Christopher	B PLT	GBR	_____
	103	ter SCHURE Vincent FRANSEN Timo	B PLT	NED	_____
8	102	BANGMA Tristan BOS Patrick	B PLT	NED	_____
	90	BERNARD Lorenzo PLEBANI Davide	B PLT	ITA	_____

**Progression rule:**

Fastest two riders race for Gold, and 3rd and 4th riders race for Bronze.

**Legend:**

PLT Pilot

**REVISED**

World Record corrected



## Final Classification

Classement final

Rank	Race Number	Name	Sport Class	NPC Code
<b>Final</b>				
1	14	REID Amanda	C2	AUS
2	30	QIAN Wangwei	C1	CHN
3	76	HAUSBERGER Maike	C2	GER
4	24	PEMBLE Mel	C3	CAN
5	31	WANG Xiaomei	C3	CHN
6	21	CUSTODIA da SILVA Sabrina	C2	BRA
<b>Did not qualify for Final</b>				
7	95	SUGIURA Keiko	C3	JPN
8	63	BROWN Frances	C1	GBR
9	119	RIGLING Flurina	C2	SUI
10	89	TIMOTHY Richael	C3	IRL
11	83	GADERIYA Jyoti	C2	IND



## Results

Résultats

### C1 Records

<b>World Record</b>	40.883	QIAN Wangwei	CHN	Paris (FRA)	31 AUG 2024
<b>Paralympic Record</b>	40.883	QIAN Wangwei	CHN	Paris (FRA)	31 AUG 2024

### C2 Records

<b>World Record</b>	38.162	REID Amanda	AUS	Glasgow (GBR)	6 AUG 2023
<b>Paralympic Record</b>	38.487	REID Amanda	AUS	Tokyo (JPN)	27 AUG 2021

### C3 Records

<b>World Record</b>	38.512	PEMBLE Mel	CAN	Paris (FRA)	31 AUG 2024
<b>Paralympic Record</b>	38.512	PEMBLE Mel	CAN	Paris (FRA)	31 AUG 2024

Rank	Race Number	Name	Sport Class	NPC Code	Real Time	Factor (%)	Factored Time
1	14	REID Amanda	C2	AUS	38.811	94.50	<b>36.676</b>
2	30	QIAN Wangwei	C1	CHN	40.878 WR	92.02	<b>37.616</b>
3	76	HAUSBERGER Maïke	C2	GER	40.591	94.50	<b>38.358</b>
4	24	PEMBLE Mel	C3	CAN	38.610	100.00	<b>38.610</b>
5	31	WANG Xiaomei	C3	CHN	39.058	100.00	<b>39.058</b>
6	21	CUSTODIA da SILVA Sabrina	C2	BRA	41.478	94.50	<b>39.197</b>

**Legend:**  
WR World Record



## Start List

Liste de départ

### C1 Records

World Record	40.883	QIAN Wangwei	CHN Paris (FRA)	31 AUG 2024
Paralympic Record	40.883	QIAN Wangwei	CHN Paris (FRA)	31 AUG 2024

### C2 Records

World Record	38.162	REID Amanda	AUS Glasgow (GBR)	6 AUG 2023
Paralympic Record	38.487	REID Amanda	AUS Tokyo (JPN)	27 AUG 2021

### C3 Records

World Record	38.512	PEMBLE Mel	CAN Paris (FRA)	31 AUG 2024
Paralympic Record	38.512	PEMBLE Mel	CAN Paris (FRA)	31 AUG 2024

Heat	Race Number	Name	Sport Class	NPC Code	Factor (%)	Time
1	21	CUSTODIA da SILVA Sabrina	C2	BRA	94.50	_____
2	31	WANG Xiaomei	C3	CHN	100.00	_____
3	24	PEMBLE Mel	C3	CAN	100.00	_____
4	76	HAUSBERGER Maike	C2	GER	94.50	_____
5	30	QIAN Wangwei	C1	CHN	92.02	_____
6	14	REID Amanda	C2	AUS	94.50	_____



## Results

### Résultats

#### C1 Records

<b>World Record</b>	41.113	QIAN Wangwei	CHN	Glasgow (GBR)	4 AUG 2023
<b>Paralympic Record</b>	41.403	QIAN Wangwei	CHN	Tokyo (JPN)	2 AUG 2021

#### C2 Records

<b>World Record</b>	38.162	REID Amanda	AUS	Glasgow (GBR)	6 AUG 2023
<b>Paralympic Record</b>	38.487	REID Amanda	AUS	Tokyo (JPN)	27 AUG 2021

#### C3 Records

<b>World Record</b>	39.093	VAN DEN AARSSSEN Aniek	AUS	Saint-Quentin-En-Yvelines (FRA)	20 OCT 2022
<b>Paralympic Record</b>	39.869	SUGIURA Keiko	JPN	Tokyo (JPN)	27 AUG 2021

Rank	Race Number	Name	Sport Class	NPC Code	Real Time	Factor (%)	Factored Time	
1	14	REID Amanda	C2	AUS	38.663	94.50	<b>36.537</b>	Q
2	30	QIAN Wangwei	C1	CHN	40.883 WR	92.02	<b>37.621</b>	Q
3	76	HAUSBERGER Maike	C2	GER	40.700	94.50	<b>38.462</b>	Q
4	24	PEMBLE Mel	C3	CAN	38.512 WR	100.00	<b>38.512</b>	Q
5	31	WANG Xiaomei	C3	CHN	39.029	100.00	<b>39.029</b>	Q
6	21	CUSTODIA da SILVA Sabrina	C2	BRA	41.635	94.50	<b>39.345</b>	Q
7	95	SUGIURA Keiko	C3	JPN	39.449	100.00	<b>39.449</b>	
8	63	BROWN Frances	C1	GBR	42.905	92.02	<b>39.481</b>	
9	119	RIGLING Flurina	C2	SUI	43.926	94.50	<b>41.510</b>	
10	89	TIMOTHY Richael	C3	IRL	41.937	100.00	<b>41.937</b>	
11	83	GADERIYA Jyoti	C2	IND	52.098	94.50	<b>49.233</b>	

#### Progression rule:

Top 6 riders qualify for final.

#### Legend:

**Q** Qualified      **WR** World Record



## Start List

Liste de départ

### C1 Records

<b>World Record</b>	41.113	QIAN Wangwei	CHN	Glasgow (GBR)	4 AUG 2023
<b>Paralympic Record</b>	41.403	QIAN Wangwei	CHN	Tokyo (JPN)	2 AUG 2021

### C2 Records

<b>World Record</b>	38.162	REID Amanda	AUS	Glasgow (GBR)	6 AUG 2023
<b>Paralympic Record</b>	38.487	REID Amanda	AUS	Tokyo (JPN)	27 AUG 2021

### C3 Records

<b>World Record</b>	39.093	VAN DEN AARSSSEN Aniek	AUS	Saint-Quentin-En-Yvelines (FRA)	20 OCT 2022
<b>Paralympic Record</b>	39.869	SUGIURA Keiko	JPN	Tokyo (JPN)	27 AUG 2021

Heat	Race Number	Name	Sport Class	NPC Code	Factor (%)	Time
1	83	GADERIYA Jyoti	C2	IND	94.50	_____
2	119	RIGLING Flurina	C2	SUI	94.50	_____
	21	CUSTODIA da SILVA Sabrina	C2	BRA	94.50	_____
3	30	QIAN Wangwei	C1	CHN	92.02	_____
	63	BROWN Frances	C1	GBR	92.02	_____
4	89	TIMOTHY Richael	C3	IRL	100.00	_____
	76	HAUSBERGER Maike	C2	GER	94.50	_____
5	31	WANG Xiaomei	C3	CHN	100.00	_____
	24	PEMBLE Mel	C3	CAN	100.00	_____
6	14	REID Amanda	C2	AUS	94.50	_____
	95	SUGIURA Keiko	C3	JPN	100.00	_____

#### Progression rule:

Top 6 riders qualify for final.



## Final Classification

Classement final

Rank	Race Number	Name	Sport Class	NPC Code
<b>Final</b>				
1	105	GROOT Caroline	C5	NED
2	52	PATOUILLET Marie	C5	FRA
3	23	O'BRIEN Kate	C4	CAN
4	29	LI Xiaohui	C4	CHN
5	108	MURRAY Nicole	C5	NZL
6	64	COX Kadeena	C4	GBR
<b>Did not qualify for Final</b>				
7	91	CRETI Claudia	C5	ITA
8	3	DELGADO Mariela Analia	C5	ARG
9	118	MATILE-DOERIG Franziska	C4	SUI
10	25	SHAW Keely	C4	CAN
11	51	GAUGAIN Heidi	C5	FRA
12	128	BOSCO Samantha	C4	USA
13	130	MORELLI Shawn	C4	USA





## Results

Résultats

### C4 Records

<b>World Record</b>	34.812	COX Kadeena	GBR Tokyo (JPN)	27 AUG 2021
<b>Paralympic Record</b>	34.812	COX Kadeena	GBR Tokyo (JPN)	27 AUG 2021

### C5 Records

<b>World Record</b>	35.390	GROOT Caroline	NED Paris (FRA)	29 AUG 2024
<b>Paralympic Record</b>	35.390	GROOT Caroline	NED Paris (FRA)	29 AUG 2024

Rank	Race Number	Name	Sport Class	NPC Code	Real Time	Factor (%)	Factored Time
1	105	GROOT Caroline	C5	NED	35.566	100.00	<b>35.566</b>
2	52	PATUILLET Marie	C5	FRA	36.700	100.00	<b>36.700</b>
3	23	O'BRIEN Kate	C4	CAN	37.370	98.67	<b>36.873</b>
4	29	LI Xiaohui	C4	CHN	37.688	98.67	<b>37.187</b>
5	108	MURRAY Nicole	C5	NZL	37.425	100.00	<b>37.425</b>
6	64	COX Kadeena	C4	GBR			<b>DNF</b>

**Legend:**  
**DNF** Did Not Finish



## Start List

Liste de départ

### C4 Records

<b>World Record</b>	34.812	COX Kadeena	GBR Tokyo (JPN)	27 AUG 2021
<b>Paralympic Record</b>	34.812	COX Kadeena	GBR Tokyo (JPN)	27 AUG 2021

### C5 Records

<b>World Record</b>	35.390	GROOT Caroline	NED Paris (FRA)	29 AUG 2024
<b>Paralympic Record</b>	35.390	GROOT Caroline	NED Paris (FRA)	29 AUG 2024

Heat	Race Number	Name	Sport Class	NPC Code	Factor (%)	Time
1	108	MURRAY Nicole	C5	NZL	100.00	_____
2	29	LI Xiaohui	C4	CHN	98.67	_____
3	23	O'BRIEN Kate	C4	CAN	98.67	_____
4	52	PATOUILLET Marie	C5	FRA	100.00	_____
5	64	COX Kadeena	C4	GBR	98.67	_____
6	105	GROOT Caroline	C5	NED	100.00	_____



## Results

### Résultats

#### C4 Records

<b>World Record</b>	34.812	COX Kadeena	GBR Tokyo (JPN)	27 AUG 2021
<b>Paralympic Record</b>	34.812	COX Kadeena	GBR Tokyo (JPN)	27 AUG 2021

#### C5 Records

<b>World Record</b>	35.599	GROOT Caroline	NED Tokyo (JPN)	27 AUG 2021
<b>Paralympic Record</b>	35.599	GROOT Caroline	NED Tokyo (JPN)	27 AUG 2021

Rank	Race Number	Name	Sport Class	NPC Code	Real Time	Factor (%)	Factored Time	
1	105	GROOT Caroline	C5	NED	35.390 WR	100.00	35.390	Q
2	64	COX Kadeena	C4	GBR	35.914	98.67	35.436	Q
3	52	PATOUILLET Marie	C5	FRA	36.677	100.00	36.677	Q
4	23	O'BRIEN Kate	C4	CAN	37.493	98.67	36.994	Q
5	29	LI Xiaohui	C4	CHN	37.505	98.67	37.006	Q
6	108	MURRAY Nicole	C5	NZL	37.367	100.00	37.367	Q
7	91	CRETTI Claudia	C5	ITA	38.929	100.00	38.929	
8	3	DELGADO Mariela Analia	C5	ARG	39.107	100.00	39.107	
9	118	MATILE-DOERIG Franziska	C4	SUI	39.945	98.67	39.414	
10	25	SHAW Keely	C4	CAN	40.431	98.67	39.893	
11	51	GAUGAIN Heidi	C5	FRA	39.963	100.00	39.963	
12	128	BOSCO Samantha	C4	USA	40.588	98.67	40.048	
13	130	MORELLI Shawn	C4	USA	42.618	98.67	42.051	

#### Progression rule:

Top 6 riders qualify for final.

#### Legend:

**Q** Qualified      **WR** World Record



## Start List

Liste de départ

### C4 Records

<b>World Record</b>	34.812	COX Kadeena	GBR Tokyo (JPN)	27 AUG 2021
<b>Paralympic Record</b>	34.812	COX Kadeena	GBR Tokyo (JPN)	27 AUG 2021

### C5 Records

<b>World Record</b>	35.599	GROOT Caroline	NED Tokyo (JPN)	27 AUG 2021
<b>Paralympic Record</b>	35.599	GROOT Caroline	NED Tokyo (JPN)	27 AUG 2021

Heat	Race Number	Name	Sport Class	NPC Code	Factor (%)	Time
1	130	MORELLI Shawn	C4	USA	98.67	_____
2	23	O'BRIEN Kate	C4	CAN	98.67	_____
	118	MATILE-DOERIG Franziska	C4	SUI	98.67	_____
3	128	BOSCO Samantha	C4	USA	98.67	_____
	25	SHAW Keely	C4	CAN	98.67	_____
4	51	GAUGAIN Heidi	C5	FRA	100.00	_____
	91	CRETTI Claudia	C5	ITA	100.00	_____
5	3	DELGADO Mariela Analia	C5	ARG	100.00	_____
	29	LI Xiaohui	C4	CHN	98.67	_____
6	52	PATOUILLET Marie	C5	FRA	100.00	_____
	105	GROOT Caroline	C5	NED	100.00	_____
7	64	COX Kadeena	C4	GBR	98.67	_____
	108	MURRAY Nicole	C5	NZL	100.00	_____

#### Progression rule:

Top 6 riders qualify for final.



## Final Classification

Classement final

Rank	Race Number	Name	Sport Class	NPC Code
<b>Final</b>				
1	66	JORDAN Elizabeth KHAN Dannielle	B PLT	GBR
2	11	GALLAGHER Jessica WARD Caitlin	B PLT	AUS
3	69	UNWIN Sophie HOLL Jenny	B PLT	GBR
4	65	FACHIE Lora HALL Corrine	B PLT	GBR
5	87	DUNLEVY Katie-George McCRYSTAL Eve	B PLT	IRL
6	129	CHADWICK Hannah ESPINOZA Skyler	B PLT	USA
<b>Did not qualify for Final</b>				
7	88	HEALION Josephine KELLY Linda	B PLT	IRL
8	100	MUHAMAD ZAMRI Nur Suraiya MOHD ADNAN Farina Shawati	B PLT	MAS
9	4	QUIROGA CHICAHUALA Maria Jose BARROSO Micaela Belen	B PLT	ARG
10	122	BOONMALERT Watcharobon KESTHONGLANG Kanyarat	B PLT	THA

**Legend:**  
PLT Pilot



## Results

### Résultats

<b>World Record</b>	1:04.623	THORNHILL Sophie	GBR Brisbane (AUS)	7 APR 2018
<b>Paralympic Record</b>	1:05.291	KLAASSEN Larissa	NED Tokyo (JPN)	27 AUG 2021

Rank	Race Number	Name	Sport Class	NPC Code	250m	500m 250-500	750m 500-750	Time 750-1000	Average Speed km/h	
GOLD	1	66	JORDAN Elizabeth	B	GBR	22.292 (3)	36.855 (2)	51.460 (1)	<b>1:06.976</b>	53.751
			KHAN Dannielle	PLT		14.563 (1)	14.605 (1)	15.516 (3)		
SILVER	2	11	GALLAGHER Jessica	B	AUS	21.308 (1)	36.486 (1)	51.723 (2)	<b>1:07.533</b>	53.307
			WARD Caitlin	PLT		15.178 (2)	15.237 (4)	15.810 (5)		
BRONZE	3	69	UNWIN Sophie	B	GBR	22.184 (2)	37.563 (3)	52.664 (3)	<b>1:07.879</b>	53.036
			HOLL Jenny	PLT		15.379 (3)	15.101 (3)	15.215 (1)		
	4	65	FACHIE Lora	B	GBR	22.422 (4)	38.171 (4)	53.590 (4)	<b>1:09.181</b>	52.037
			HALL Corrine	PLT		15.749 (6)	15.419 (6)	15.591 (4)		
	5	87	DUNLEVY Katie-George	B	IRL	23.487 (6)	39.055 (6)	54.029 (5)	<b>1:09.447</b>	51.838
			McCRYSTAL Eve	PLT		15.568 (4)	14.974 (2)	15.418 (2)		
	6	129	CHADWICK Hannah	B	USA	23.156 (5)	38.784 (5)	54.188 (6)	<b>1:10.187</b>	51.292
			ESPINOZA Skyler	PLT		15.628 (5)	15.404 (5)	15.999 (6)		

**Legend:**

**PLT** Pilot



**Start List**  
Liste de départ

<b>World Record</b>	1:04.623	THORNHILL Sophie	GBR Brisbane (AUS)	7 APR 2018
<b>Paralympic Record</b>	1:05.291	KLAASSEN Larissa	NED Tokyo (JPN)	27 AUG 2021

Heat	Race Number	Name	Sport Class	NPC Code	Time
1	129	CHADWICK Hannah ESPINOZA Skyler	B PLT	USA	_____
2	87	DUNLEVY Katie-George McCRYSTAL Eve	B PLT	IRL	_____
3	65	FACHIE Lora HALL Corrine	B PLT	GBR	_____
4	69	UNWIN Sophie HOLL Jenny	B PLT	GBR	_____
5	11	GALLAGHER Jessica WARD Caitlin	B PLT	AUS	_____
6	66	JORDAN Elizabeth KHAN Dannielle	B PLT	GBR	_____

Legend:  
PLT Pilot



Results

Résultats

<b>World Record</b>	1:04.623	THORNHILL Sophie	GBR Brisbane (AUS)	7 APR 2018
<b>Paralympic Record</b>	1:05.291	KLAASSEN Larissa	NED Tokyo (JPN)	27 AUG 2021

Rank	Race Number	Name	Sport Class	NPC Code	250m	500m 250-500	750m 500-750	Time 750-1000	Average Speed km/h	
1	66	JORDAN Elizabeth KHAN Dannielle	B PLT	GBR	22.198 (2)	36.791 (2) 14.593 (1)	51.401 (2) 14.610 (1)	<b>1:06.870</b> 15.469 (2)	53.836	Q
2	11	GALLAGHER Jessica WARD Caitlin	B PLT	AUS	21.292 (1)	36.251 (1) 14.959 (2)	51.375 (1) 15.124 (4)	<b>1:07.214</b> 15.839 (5)	53.560	Q
3	69	UNWIN Sophie HOLL Jenny	B PLT	GBR	22.318 (3)	37.809 (3) 15.491 (5)	52.757 (3) 14.948 (2)	<b>1:07.719</b> 14.962 (1)	53.161	Q
4	65	FACHIE Lora HALL Corrine	B PLT	GBR	22.417 (4)	38.070 (4) 15.653 (6)	53.506 (5) 15.436 (6)	<b>1:09.018</b> 15.512 (3)	52.160	Q
5	87	DUNLEVY Katie-George McCRYSTAL Eve	B PLT	IRL	23.164 (8)	38.449 (6) 15.285 (3)	53.418 (4) 14.969 (3)	<b>1:09.094</b> 15.676 (4)	52.103	Q
6	129	CHADWICK Hannah ESPINOZA Skyler	B PLT	USA	22.960 (7)	38.422 (5) 15.462 (4)	53.699 (6) 15.277 (5)	<b>1:09.581</b> 15.882 (6)	51.738	Q
7	88	HEALION Josephine KELLY Linda	B PLT	IRL	22.811 (5)	38.800 (7) 15.989 (7)	54.628 (7) 15.828 (7)	<b>1:10.808</b> 16.180 (7)	50.842	
8	100	MUHAMAD ZAMRI Nur Suraiya MOHD ADNAN Farina Shawati	B PLT	MAS	23.278 (9)	39.344 (8) 16.066 (8)	55.782 (8) 16.438 (8)	<b>1:12.992</b> 17.210 (8)	49.320	
9	4	QUIROGA CHICAHUALA Maria Jose BARROSO Micaela Belen	B PLT	ARG	22.948 (6)	39.608 (9) 16.660 (9)	57.011 (9) 17.403 (9)	<b>1:15.574</b> 18.563 (10)	47.635	
10	122	BOONMALERT Watcharobon KESTHONGLANG Kanyarat	B PLT	THA	24.706 (10)	41.797 (10) 17.091 (10)	59.407 (10) 17.610 (10)	<b>1:17.748</b> 18.341 (9)	46.303	

Progression rule:

Top 6 riders qualify for final.

Legend:

PLT Pilot Q Qualified




**Start List**

Liste de départ

<b>World Record</b>	1:04.623	THORNHILL Sophie	GBR	Brisbane (AUS)	7 APR 2018
<b>Paralympic Record</b>	1:05.291	KLAASSEN Larissa	NED	Tokyo (JPN)	27 AUG 2021

Heat	Race Number	Name	Sport Class	NPC Code	Time
1	122	BOONMALERT Watcharobon KESTHONGLANG Kanyarat	B PLT	THA	_____
2	88	HEALION Josephine KELLY Linda	B PLT	IRL	_____
	4	QUIROGA CHICAHUALA Maria Jose BARROSO Micaela Belen	B PLT	ARG	_____
3	100	MUHAMAD ZAMRI Nur Suraiya MOHD ADNAN Farina Shawati	B PLT	MAS	_____
4	65	FACHIE Lora HALL Corrine	B PLT	GBR	_____
	129	CHADWICK Hannah ESPINOZA Skyler	B PLT	USA	_____
5	69	UNWIN Sophie HOLL Jenny	B PLT	GBR	_____
	87	DUNLEVY Katie-George McCRYSTAL Eve	B PLT	IRL	_____
6	66	JORDAN Elizabeth KHAN Dannielle	B PLT	GBR	_____
	11	GALLAGHER Jessica WARD Caitlin	B PLT	AUS	_____

**Progression rule:**

Top 6 riders qualify for final.

**Legend:**

PLT Pilot



## Final Classification

Classement final

Rank	Race Number	Name	Sport Class	NPC Code
1	31	WANG Xiaomei	C3	CHN
2	67	SCHRAGER Daphne	C2	GBR
3	119	RIGLING Flurina	C2	SUI
4	76	HAUSBERGER Maike	C2	GER
5	95	SUGIURA Keiko	C3	JPN
6	121	BECK Anna	C3	SWE
7	89	TIMOTHY Richael	C3	IRL
8	34	MUNEVAR FLOREZ Daniela Carolina	C2	COL
9	30	QIAN Wangwei	C1	CHN
10	83	GADERIYA Jyoti	C2	IND



## Results

### Résultats

#### C1 Records

<b>World Record</b>	4:10.941	BROWN Frances	GBR	Glasgow (GBR)	8 JUN 2023
<b>Paralympic Record</b>	4:17.814	QIAN Wangwei	CHN	Paris (FRA)	29 AUG 2024

#### C2 Records

<b>World Record</b>	3:45.133	SCHRAGER Daphne	GBR	Paris (FRA)	29 AUG 2024
<b>Paralympic Record</b>	3:45.133	SCHRAGER Daphne	GBR	Paris (FRA)	29 AUG 2024

#### C3 Records

<b>World Record</b>	3:44.660	WANG Xiaomei	CHN	Paris (FRA)	29 AUG 2024
<b>Paralympic Record</b>	3:44.660	WANG Xiaomei	CHN	Paris (FRA)	29 AUG 2024

Rank	Race Number	Name	Sport Class	NPC Code	1000m	2000m 1000-2000	Time 2000-3000	Average Speed km/h		
GOLD	1	31	WANG Xiaomei	C3	CHN	1:17.151	2:28.336 1:11.185	<b>3:41.692</b> 1:13.356	48.716	WR
SILVER	2	67	SCHRAGER Daphne	C2	GBR	1:20.840	2:34.559 1:13.719	<b>3:51.129</b> 1:16.570	46.727	
BRONZE	3	119	RIGLING Flurina	C2	SUI	1:20.751	2:34.478 1:13.727	<b>3:48.512</b> 1:14.034	47.262	
	4	76	HAUSBERGER Maïke	C2	GER	1:19.016	2:34.306 1:15.290	<b>3:50.985</b> 1:16.679	46.756	
	5	95	SUGIURA Keiko	C3	JPN					
	6	121	BECK Anna	C3	SWE					
	7	89	TIMOTHY Richael	C3	IRL					
	8	34	MUNEVAR FLOREZ DC	C2	COL					
	9	30	QIAN Wangwei	C1	CHN					
	10	83	GADERIYA Jyoti	C2	IND					

**Legend:**  
WR World Record

## Race Analysis

Analyse de la course

### For Gold

31 WANG Xiaomei - CHN				Lap	67 SCHRAGER Daphne - GBR			
Distance	Time	Rank	Lap Time		Distance	Time	Rank	Lap Time
125m	15.500	1			125m	15.814	2	
250m	24.751	1	24.751	1	250m	25.756	2	25.756
375m	33.473	1			375m	35.254	2	
500m	42.093	1	17.342	2	500m	44.430	2	18.674
625m	50.705	1			625m	53.535	2	
750m	59.483	1	17.390	3	750m	1:02.641	2	18.211
875m	1:08.290	1			875m	1:11.737	2	
1000m	1:17.151	1	17.668	4	1000m	1:20.840	2	18.199
1125m	1:26.112	1			1125m	1:30.034	2	
1250m	1:35.120	1	17.969	5	1250m	1:39.218	2	18.378
1375m	1:44.015	1			1375m	1:48.346	2	
1500m	1:52.889	1	17.769	6	1500m	1:57.517	2	18.299
1625m	2:01.705	1			1625m	2:06.676	2	
1750m	2:10.541	1	17.652	7	1750m	2:15.843	2	18.326
1875m	2:19.386	1			1875m	2:25.130	2	
2000m	2:28.336	1	17.795	8	2000m	2:34.559	2	18.716
2125m	2:37.293	1			2125m	2:44.071	2	
2250m	2:46.254	1	17.918	9	2250m	2:53.604	2	19.045
2375m	2:55.291	1			2375m	3:03.154	2	
2500m	3:04.410	1	18.156	10	2500m	3:12.687	2	19.083
2625m	3:13.538	1			2625m	3:22.248	2	
2750m	3:22.653	1	18.243	11	2750m	3:31.813	2	19.126
2875m	3:32.015	1			2875m	3:41.382	2	
3000m	3:41.692	1	19.039	12	3000m	3:51.129	2	19.316

### For Bronze

76 HAUSBERGER Maike - GER				Lap	119 RIGLING Flurina - SUI			
Distance	Time	Rank	Lap Time		Distance	Time	Rank	Lap Time
125m	16.278	3			125m	17.218	4	
250m	26.399	3	26.399	1	250m	27.692	4	27.692
375m	35.401	3			375m	37.024	4	
500m	44.044	3	17.645	2	500m	45.959	4	18.267
625m	52.623	3			625m	54.656	4	
750m	1:01.268	3	17.224	3	750m	1:03.279	4	17.320
875m	1:10.039	3			875m	1:11.953	4	
1000m	1:19.016	3	17.748	4	1000m	1:20.751	4	17.472
1125m	1:28.100	3			1125m	1:29.704	4	
1250m	1:37.310	3	18.294	5	1250m	1:38.783	4	18.032
1375m	1:46.638	3			1375m	1:48.018	4	
1500m	1:56.092	3	18.782	6	1500m	1:57.279	4	18.496
1625m	2:05.625	3			1625m	2:06.565	4	
1750m	2:15.193	3	19.101	7	1750m	2:15.847	4	18.568
1875m	2:24.770	3			1875m	2:25.185	4	
2000m	2:34.306	3	19.113	8	2000m	2:34.478	4	18.631
2125m	2:43.854	4			2125m	2:43.739	3	
2250m	2:53.379	4	19.073	9	2250m	2:52.971	3	18.493
2375m	3:02.909	4			2375m	3:02.215	3	
2500m	3:12.456	4	19.077	10	2500m	3:11.474	3	18.503
2625m	3:22.062	4			2625m	3:20.769	3	
2750m	3:31.710	4	19.254	11	2750m	3:30.047	3	18.573
2875m	3:41.371	4			2875m	3:39.328	3	
3000m	3:50.985	4	19.275	12	3000m	3:48.512	3	18.465



**Start List**  
Liste de départ

**C1 Records**

<b>World Record</b>	4:10.941	BROWN Frances	GBR Glasgow (GBR)	8 JUN 2023
<b>Paralympic Record</b>	4:17.814	QIAN Wangwei	CHN Paris (FRA)	29 AUG 2024

**C2 Records**

<b>World Record</b>	3:45.133	SCHRAGER Daphne	GBR Paris (FRA)	29 AUG 2024
<b>Paralympic Record</b>	3:45.133	SCHRAGER Daphne	GBR Paris (FRA)	29 AUG 2024

**C3 Records**

<b>World Record</b>	3:44.660	WANG Xiaomei	CHN Paris (FRA)	29 AUG 2024
<b>Paralympic Record</b>	3:44.660	WANG Xiaomei	CHN Paris (FRA)	29 AUG 2024

Heat	Race Number	Name	Sport Class	NPC Code	Time
<b>For Bronze</b>	76	HAUSBERGER Maike	C2	GER	_____
	119	RIGLING Flurina	C2	SUI	_____
<b>For Gold</b>	31	WANG Xiaomei	C3	CHN	_____
	67	SCHRAGER Daphne	C2	GBR	_____



## Results

### Résultats

#### C1 Records

<b>World Record</b>	4:10.941	BROWN Frances	GBR Glasgow (GBR)	8 JUN 2023
<b>Paralympic Record</b>	4:31.476	QIAN Wangwei	CHN Tokyo (JPN)	25 AUG 2021

#### C2 Records

<b>World Record</b>	3:51.721	SCHRAGER Daphne	GBR Glasgow (GBR)	8 FEB 2023
<b>Paralympic Record</b>	4:06.263	ZENG Sini	CHN Tokyo (JPN)	25 AUG 2021

#### C3 Records

<b>World Record</b>	3:50.815	PAIGE Greco	AUS Tokyo (JPN)	25 AUG 2021
<b>Paralympic Record</b>	3:50.815	PAIGE Greco	AUS Tokyo (JPN)	25 AUG 2021

Rank	Race Number	Name	Sport Class	NPC Code	1000m	2000m 1000-2000	Time 2000-3000	Average Speed km/h	
1	31	WANG Xiaomei	C3	CHN	1:17.580 (2)	2:30.450 (1) 1:12.870 (2)	<b>3:44.660</b> 1:14.210 (3)	48.073	WR QG
2	67	SCHRAGER Daphne	C2	GBR	1:19.469 (3)	2:31.549 (3) 1:12.080 (1)	<b>3:45.133</b> 1:13.584 (1)	47.972	WR QG
3	76	HAUSBERGER Maïke	C2	GER	1:16.974 (1)	2:30.648 (2) 1:13.674 (4)	<b>3:49.444</b> 1:18.796 (5)	47.070	QB
4	119	RIGLING Flurina	C2	SUI	1:22.917 (5)	2:36.534 (5) 1:13.617 (3)	<b>3:50.347</b> 1:13.813 (2)	46.886	QB
5	95	SUGIURA Keiko	C3	JPN	1:19.597 (4)	2:34.836 (4) 1:15.239 (5)	<b>3:53.549</b> 1:18.713 (4)	46.243	
6	121	BECK Anna	C3	SWE	1:23.968 (7)	2:40.873 (6) 1:16.905 (6)	<b>3:59.993</b> 1:19.120 (6)	45.001	
7	89	TIMOTHY Richael	C3	IRL	1:22.951 (6)	2:43.556 (7) 1:20.605 (7)	<b>4:05.247</b> 1:21.691 (7)	44.037	
8	34	MUNEVAR FLOREZ DC	C2	COL	1:28.206 (8)	2:51.357 (8) 1:23.151 (8)	<b>4:14.667</b> 1:23.310 (9)	42.408	
9	30	QIAN Wangwei	C1	CHN	1:29.541 (9)	2:55.264 (9) 1:25.723 (9)	<b>4:17.814</b> 1:22.550 (8)	41.891	PR
10	83	GADERIYA Jyoti	C2	IND	1:37.147 (10)	3:14.645 (10) 1:37.498 (10)	<b>4:53.929</b> 1:39.284 (10)	36.744	

#### Progression rule:

Fastest two riders race for Gold, and 3rd and 4th riders race for Bronze.

#### Legend:

**PR** Paralympic Record      **QB** Qualified for Bronze      **QG** Qualified for Gold      **WR** World Record



## Race Analysis

### Analyse de la course

**Heat 1**

34 MUNEVAR FLOREZ DC - COL				Lap	83 GADERIYA Jyoti - IND			
Distance	Time	Rank	Lap Time		Distance	Time	Rank	Lap Time
125m	17.380	8			125m	19.332	10	
250m	28.017	8	28.017	1	250m	30.642	10	30.642
375m	38.045	8			375m	41.304	10	
500m	47.965	9	19.948	2	500m	51.945	10	21.303
625m	57.913	8			625m	1:02.897	10	
750m	1:07.925	8	19.960	3	750m	1:13.988	10	22.043
875m	1:17.996	8			875m	1:25.390	10	
1000m	1:28.206	8	20.281	4	1000m	1:37.147	10	23.159
1125m	1:38.441	8			1125m	1:49.235	10	
1250m	1:48.925	8	20.719	5	1250m	2:01.513	10	24.366
1375m	1:59.212	8			1375m	2:13.698	10	
1500m	2:09.574	8	20.649	6	1500m	2:25.868	10	24.355
1625m	2:19.966	8			1625m	2:38.097	10	
1750m	2:30.384	8	20.810	7	1750m	2:50.278	10	24.410
1875m	2:40.860	8			1875m	3:02.372	10	
2000m	2:51.357	8	20.973	8	2000m	3:14.645	10	24.367
2125m	3:01.876	8			2125m	3:27.094	10	
2250m	3:12.366	8	21.009	9	2250m	3:39.649	10	25.004
2375m	3:22.817	8			2375m	3:52.237	10	
2500m	3:33.272	8	20.906	10	2500m	4:04.716	10	25.067
2625m	3:43.721	8			2625m	4:17.021	10	
2750m	3:54.108	8	20.836	11	2750m	4:29.225	10	24.509
2875m	4:04.466	8			2875m	4:41.526	10	
3000m	4:14.667	8	20.559	12	3000m	4:53.929	10	24.704

**Heat 2**

30 QIAN Wangwei - CHN				Lap	89 TIMOTHY Richael - IRL			
Distance	Time	Rank	Lap Time		Distance	Time	Rank	Lap Time
125m	15.953	6			125m	15.477	2	
250m	27.078	7	27.078	1	250m	25.455	3	25.455
375m	37.582	7			375m	34.889	4	
500m	47.928	8	20.850	2	500m	44.242	5	18.787
625m	58.142	9			625m	53.661	5	
750m	1:08.400	9	20.472	3	750m	1:03.235	5	18.993
875m	1:18.895	9			875m	1:13.031	5	
1000m	1:29.541	9	21.141	4	1000m	1:22.951	6	19.716
1125m	1:40.294	9			1125m	1:32.972	6	
1250m	1:51.220	9	21.679	5	1250m	1:43.025	6	20.074
1375m	2:02.108	9			1375m	1:53.101	7	
1500m	2:12.958	9	21.738	6	1500m	2:03.294	7	20.269
1625m	2:23.665	9			1625m	2:13.403	7	
1750m	2:34.261	9	21.303	7	1750m	2:23.666	7	20.372
1875m	2:44.726	9			1875m	2:33.605	7	
2000m	2:55.264	9	21.003	8	2000m	2:43.556	7	19.890
2125m	3:05.739	9			2125m	2:53.663	7	
2250m	3:16.273	9	21.009	9	2250m	3:03.766	7	20.210
2375m	3:26.647	9			2375m	3:13.990	7	
2500m	3:37.117	9	20.844	10	2500m	3:24.217	7	20.451
2625m	3:47.559	9			2625m	3:34.546	7	
2750m	3:57.857	9	20.740	11	2750m	3:44.829	7	20.612
2875m	4:07.978	9			2875m	3:54.983	7	
3000m	4:17.814	9	19.957	12	3000m	4:05.247	7	20.418



## Race Analysis

### Analyse de la course

**Heat 3**

121 BECK Anna - SWE				Lap	76 HAUSBERGER Maike - GER			
Distance	Time	Rank	Lap Time		Distance	Time	Rank	Lap Time
125m	16.415	7			125m	15.718	5	
250m	26.944	6	26.944	1	250m	25.544	4	25.544
375m	36.813	6			375m	34.385	3	
500m	46.390	6	19.446	2	500m	42.860	3	17.316
625m	55.799	6			625m	51.252	2	
750m	1:05.134	6	18.744	3	750m	59.701	1	16.841
875m	1:14.521	7			875m	1:08.272	1	
1000m	1:23.968	7	18.834	4	1000m	1:16.974	1	17.273
1125m	1:33.505	7			1125m	1:25.756	1	
1250m	1:43.115	7	19.147	5	1250m	1:34.656	1	17.682
1375m	1:52.810	6			1375m	1:43.615	1	
1500m	2:02.446	6	19.331	6	1500m	1:52.817	1	18.161
1625m	2:12.006	6			1625m	2:01.994	1	
1750m	2:21.436	6	18.990	7	1750m	2:11.366	1	18.549
1875m	2:31.096	6			1875m	2:20.927	1	
2000m	2:40.873	6	19.437	8	2000m	2:30.648	2	19.282
2125m	2:50.902	6			2125m	2:40.377	2	
2250m	3:00.790	6	19.917	9	2250m	2:50.213	3	19.565
2375m	3:10.544	6			2375m	3:00.080	3	
2500m	3:20.568	6	19.778	10	2500m	3:09.970	3	19.757
2625m	3:30.166	6			2625m	3:19.807	3	
2750m	3:40.378	6	19.810	11	2750m	3:29.691	3	19.721
2875m	3:50.229	6			2875m	3:39.591	3	
3000m	3:59.993	6	19.615	12	3000m	3:49.444	3	19.753

**Heat 4**

31 WANG Xiaomei - CHN				Lap	119 RIGLING Flurina - SUI			
Distance	Time	Rank	Lap Time		Distance	Time	Rank	Lap Time
125m	15.573	3			125m	17.786	9	
250m	24.966	2	24.966	1	250m	28.603	9	28.603
375m	33.702	2			375m	38.270	9	
500m	42.358	1	17.392	2	500m	47.448	7	18.845
625m	51.042	1			625m	56.380	7	
750m	59.803	2	17.445	3	750m	1:05.209	7	17.761
875m	1:08.657	2			875m	1:14.023	6	
1000m	1:17.580	2	17.777	4	1000m	1:22.917	5	17.708
1125m	1:26.546	2			1125m	1:31.900	5	
1250m	1:35.588	2	18.008	5	1250m	1:40.973	5	18.056
1375m	1:44.664	2			1375m	1:50.132	5	
1500m	1:53.775	2	18.187	6	1500m	1:59.385	5	18.412
1625m	2:02.914	2			1625m	2:08.666	5	
1750m	2:12.079	2	18.304	7	1750m	2:17.977	5	18.592
1875m	2:21.258	2			1875m	2:27.272	5	
2000m	2:30.450	1	18.371	8	2000m	2:36.534	5	18.557
2125m	2:39.615	1			2125m	2:45.788	5	
2250m	2:48.815	1	18.365	9	2250m	2:55.026	5	18.492
2375m	2:58.038	1			2375m	3:04.305	5	
2500m	3:07.377	1	18.562	10	2500m	3:13.554	4	18.528
2625m	3:16.685	1			2625m	3:22.807	4	
2750m	3:26.015	1	18.638	11	2750m	3:32.031	4	18.477
2875m	3:35.325	1			2875m	3:41.202	4	
3000m	3:44.660	1	18.645	12	3000m	3:50.347	4	18.316





**Race Analysis**  
Analyse de la course

**Heat 5**

67 SCHRAGER Daphne - GBR				Lap	95 SUGIURA Keiko - JPN			
Distance	Time	Rank	Lap Time		Distance	Time	Rank	Lap Time
125m	15.670	4			125m	14.726	1	
250m	25.606	5	25.606	1	250m	24.186	1	24.186
375m	34.978	5			375m	33.392	1	
500m	44.027	4	18.421	2	500m	42.612	2	18.426
625m	52.942	4			625m	51.841	3	
750m	1:01.807	4	17.780	3	750m	1:01.091	3	18.479
875m	1:10.614	4			875m	1:10.338	3	
1000m	1:19.469	3	17.662	4	1000m	1:19.597	4	18.506
1125m	1:28.372	3			1125m	1:28.853	4	
1250m	1:37.346	3	17.877	5	1250m	1:38.186	4	18.589
1375m	1:46.332	3			1375m	1:47.527	4	
1500m	1:55.327	3	17.981	6	1500m	1:56.883	4	18.697
1625m	2:04.328	3			1625m	2:06.242	4	
1750m	2:13.352	3	18.025	7	1750m	2:15.672	4	18.789
1875m	2:22.439	3			1875m	2:25.197	4	
2000m	2:31.549	3	18.197	8	2000m	2:34.836	4	19.164
2125m	2:40.691	3			2125m	2:44.496	4	
2250m	2:49.823	2	18.274	9	2250m	2:54.196	4	19.360
2375m	2:58.969	2			2375m	3:03.953	4	
2500m	3:08.080	2	18.257	10	2500m	3:13.821	5	19.625
2625m	3:17.219	2			2625m	3:23.701	5	
2750m	3:26.451	2	18.371	11	2750m	3:33.613	5	19.792
2875m	3:35.760	2			2875m	3:43.573	5	
3000m	3:45.133	2	18.682	12	3000m	3:53.549	5	19.936



**Start List**  
Liste de départ

**C1 Records**

<b>World Record</b>	4:10.941	BROWN Frances	GBR Glasgow (GBR)	8 JUN 2023
<b>Paralympic Record</b>	4:31.476	QIAN Wangwei	CHN Tokyo (JPN)	25 AUG 2021

**C2 Records**

<b>World Record</b>	3:51.721	SCHRAGER Daphne	GBR Glasgow (GBR)	8 FEB 2023
<b>Paralympic Record</b>	4:06.263	ZENG Sini	CHN Tokyo (JPN)	25 AUG 2021

**C3 Records**

<b>World Record</b>	3:50.815	PAIGE Greco	AUS Tokyo (JPN)	25 AUG 2021
<b>Paralympic Record</b>	3:50.815	PAIGE Greco	AUS Tokyo (JPN)	25 AUG 2021

Heat	Race Number	Name	Sport Class	NPC Code	Time
1	34	MUNEVAR FLOREZ Daniela Carolina	C2	COL	_____
	83	GADERIYA Jyoti	C2	IND	_____
2	30	QIAN Wangwei	C1	CHN	_____
	89	TIMOTHY Richael	C3	IRL	_____
3	121	BECK Anna	C3	SWE	_____
	76	HAUSBERGER Maike	C2	GER	_____
4	31	WANG Xiaomei	C3	CHN	_____
	119	RIGLING Flurina	C2	SUI	_____
5	67	SCHRAGER Daphne	C2	GBR	_____
	95	SUGIURA Keiko	C3	JPN	_____

**Progression rule:**

Fastest two riders race for Gold, and 3rd and 4th riders race for Bronze.



## Final Classification

Classement final

Rank	Race Number	Name	Sport Class	NPC Code
1	13	PETRICOLA Emily	C4	AUS
2	109	TAYLOR Anna	C4	NZL
3	25	SHAW Keely	C4	CAN
4	128	BOSCO Samantha	C4	USA
5	118	MATILE-DOERIG Franziska	C4	SUI
6	12	LEMON Meg	C4	AUS
7	130	MORELLI Shawn	C4	USA
8	29	LI Xiaohui	C4	CHN



**Results**  
Résultats

<b>World Record</b>	3:35.856	PETRICOLA Emily	AUS Paris (FRA)	30 AUG 2024
<b>Paralympic Record</b>	3:35.856	PETRICOLA Emily	AUS Paris (FRA)	30 AUG 2024

Rank	Race Number	Name	Sport Class	NPC Code	1000m	2000m 1000-2000	Time 2000-3000	Average Speed km/h
GOLD	1	13	PETRICOLA Emily	C4	AUS	1:16.025	2:25.508 1:09.483	
SILVER	2	109	TAYLOR Anna	C4	NZL	1:15.890	2:31.335 1:15.445	<b>OVL</b>
BRONZE	3	25	SHAW Keely	C4	CAN	1:17.907	2:31.216 1:13.309	<b>3:46.942</b> 47.589
	4	128	BOSCO Samantha	C4	USA	1:18.585	2:33.178 1:14.593	<b>3:48.589</b> 47.246
	5	118	MATILE-DOERIG Franziska	C4	SUI			
	6	12	LEMON Meg	C4	AUS			
	7	130	MORELLI Shawn	C4	USA			
	8	29	LI Xiaohui	C4	CHN			

**Legend:**  
**OVL** Overlapped



### Race Analysis

Analyse de la course

**For Gold**

13 PETRICOLA Emily - AUS				Lap	109 TAYLOR Anna - NZL			
Distance	Time	Rank	Lap Time		Distance	Time	Rank	Lap Time
125m	15.482	2			125m	14.322	1	
250m	25.082	2	25.082	1	250m	23.370	1	23.370
375m	33.820	2			375m	32.024	1	
500m	42.307	2	17.225	2	500m	40.569	1	17.199
625m	50.619	2			625m	49.228	1	
750m	59.028	2	16.721	3	750m	57.984	1	17.415
875m	1:07.497	2			875m	1:06.920	1	
1000m	1:16.025	2	16.997	4	1000m	1:15.890	1	17.906
1125m	1:24.586	1			1125m	1:25.045	2	
1250m	1:33.202	1	17.177	5	1250m	1:34.345	2	18.455
1375m	1:41.814	1			1375m	1:43.692	2	
1500m	1:50.516	1	17.314	6	1500m	1:53.052	2	18.707
1625m	1:59.139	1			1625m	2:02.508	2	
1750m	2:07.887	1	17.371	7	1750m	2:12.003	2	18.951
1875m	2:16.666	1			1875m	2:21.617	2	
2000m	2:25.508	1	17.621	8	2000m	2:31.335	2	19.332
2125m	2:34.383	1			2125m	2:41.196	2	
2250m	2:43.312	1	17.804	9	2250m	2:50.998	2	19.663
2375m	2:52.174	1			2375m	3:00.770	2	
2500m				10	2500m	OVL		
2625m					2625m			
2750m				11	2750m			
2875m					2875m			
3000m				12	3000m			

**For Bronze**

25 SHAW Keely - CAN				Lap	128 BOSCO Samantha - USA			
Distance	Time	Rank	Lap Time		Distance	Time	Rank	Lap Time
125m	15.240	3			125m	15.251	4	
250m	24.891	4	24.891	1	250m	24.769	3	24.769
375m	33.965	4			375m	33.832	3	
500m	42.798	4	17.907	2	500m	42.738	3	17.969
625m	51.500	3			625m	51.606	4	
750m	1:00.192	3	17.394	3	750m	1:00.516	4	17.778
875m	1:09.026	3			875m	1:09.483	4	
1000m	1:17.907	3	17.715	4	1000m	1:18.585	4	18.069
1125m	1:26.944	3			1125m	1:27.715	4	
1250m	1:36.056	3	18.149	5	1250m	1:36.905	4	18.320
1375m	1:45.173	3			1375m	1:46.144	4	
1500m	1:54.312	3	18.256	6	1500m	1:55.428	4	18.523
1625m	2:03.455	3			1625m	2:04.807	4	
1750m	2:12.627	3	18.315	7	1750m	2:14.247	4	18.819
1875m	2:21.883	3			1875m	2:23.669	4	
2000m	2:31.216	3	18.589	8	2000m	2:33.178	4	18.931
2125m	2:40.617	3			2125m	2:42.687	4	
2250m	2:49.997	3	18.781	9	2250m	2:52.096	4	18.918
2375m	2:59.527	3			2375m	3:01.523	4	
2500m	3:08.923	3	18.926	10	2500m	3:10.875	4	18.779
2625m	3:18.345	3			2625m	3:20.326	4	
2750m	3:27.850	3	18.927	11	2750m	3:29.807	4	18.932
2875m	3:37.318	3			2875m	3:39.211	4	
3000m	3:46.942	3	19.092	12	3000m	3:48.589	4	18.782



---

**Race Analysis**  
Analyse de la course

**Legend:**  
OVL Overlapped



**Start List**  
Liste de départ

<b>World Record</b>	3:35.856	PETRICOLA Emily	AUS	Paris (FRA)	30 AUG 2024
<b>Paralympic Record</b>	3:35.856	PETRICOLA Emily	AUS	Paris (FRA)	30 AUG 2024

Heat	Race Number	Name	Sport Class	NPC Code	Time
<b>For Bronze</b>	25	SHAW Keely	C4	CAN	_____
	128	BOSCO Samantha	C4	USA	_____
<b>For Gold</b>	13	PETRICOLA Emily	C4	AUS	_____
	109	TAYLOR Anna	C4	NZL	_____



## Results

### Résultats

<b>World Record</b>	3:38.061	PETRICOLA Emily	AUS Tokyo (JPN)	25 AUG 2021
<b>Paralympic Record</b>	3:38.061	PETRICOLA Emily	AUS Tokyo (JPN)	25 AUG 2021

Rank	Race Number	Name	Sport Class	NPC Code	1000m	2000m 1000-2000	Time 2000-3000	Average Speed km/h	
1	13	PETRICOLA Emily	C4	AUS	1:15.980 (2)	2:25.221 (1) 1:09.241 (1)	<b>3:35.856</b> 1:10.635 (1)	50.033	WR QG
2	109	TAYLOR Anna	C4	NZL	1:14.498 (1)	2:27.150 (2) 1:12.652 (4)	<b>3:42.137</b> 1:14.987 (5)	48.619	QG
3	25	SHAW Keely	C4	CAN	1:17.624 (4)	2:29.953 (3) 1:12.329 (3)	<b>3:44.012</b> 1:14.059 (4)	48.212	QB
4	128	BOSCO Samantha	C4	USA	1:17.426 (3)	2:30.582 (4) 1:13.156 (5)	<b>3:46.413</b> 1:15.831 (6)	47.700	QB
5	118	MATILE-DOERIG Franziska	C4	SUI	1:22.240 (8)	2:34.101 (5) 1:11.861 (2)	<b>3:47.142</b> 1:13.041 (2)	47.547	
6	12	LEMON Meg	C4	AUS	1:21.628 (7)	2:35.748 (6) 1:14.120 (6)	<b>3:49.703</b> 1:13.955 (3)	47.017	
7	130	MORELLI Shawn	C4	USA	1:19.930 (5)	2:36.925 (7) 1:16.995 (8)	<b>3:54.843</b> 1:17.918 (7)	45.988	
8	29	LI Xiaohui	C4	CHN	1:21.035 (6)	2:37.530 (8) 1:16.495 (7)	<b>3:57.899</b> 1:20.369 (8)	45.397	

#### Progression rule:

Fastest two riders race for Gold, and 3rd and 4th riders race for Bronze.

#### Legend:

**QB** Qualified for Bronze      **QG** Qualified for Gold      **WR** World Record





## Race Analysis

### Analyse de la course

#### Heat 1

12 LEMON Meg - AUS				Lap	29 LI Xiaohui - CHN			
Distance	Time	Rank	Lap Time		Distance	Time	Rank	Lap Time
125m	16.525	8			125m	15.205	3	
250m	26.392	8	26.392	1	250m	24.565	2	24.565
375m	35.677	8			375m	33.731	5	
500m	44.828	8	18.436	2	500m	43.139	5	18.574
625m	53.930	7			625m	52.678	6	
750m	1:03.110	7	18.282	3	750m	1:02.168	6	19.029
875m	1:12.322	7			875m	1:11.623	6	
1000m	1:21.628	7	18.518	4	1000m	1:21.035	6	18.867
1125m	1:30.863	7			1125m	1:30.456	6	
1250m	1:40.107	7	18.479	5	1250m	1:39.958	6	18.923
1375m	1:49.361	7			1375m	1:49.427	8	
1500m	1:58.665	7	18.558	6	1500m	1:58.970	8	19.012
1625m	2:07.966	7			1625m	2:08.518	8	
1750m	2:17.259	6	18.594	7	1750m	2:18.109	8	19.139
1875m	2:26.488	6			1875m	2:27.780	8	
2000m	2:35.748	6	18.489	8	2000m	2:37.530	8	19.421
2125m	2:44.984	6			2125m	2:47.371	8	
2250m	2:54.255	6	18.507	9	2250m	2:57.216	8	19.686
2375m	3:03.430	6			2375m	3:07.102	8	
2500m	3:12.647	6	18.392	10	2500m	3:17.076	8	19.860
2625m	3:21.862	6			2625m	3:27.101	8	
2750m	3:31.145	6	18.498	11	2750m	3:37.306	8	20.230
2875m	3:40.426	6			2875m	3:47.638	8	
3000m	3:49.703	6	18.558	12	3000m	3:57.899	8	20.593

#### Heat 2

25 SHAW Keely - CAN				Lap	130 MORELLI Shawn - USA			
Distance	Time	Rank	Lap Time		Distance	Time	Rank	Lap Time
125m	15.072	2			125m	15.346	5	
250m	24.626	3	24.626	1	250m	25.109	7	25.109
375m	33.628	3			375m	34.383	6	
500m	42.476	4	17.850	2	500m	43.375	6	18.266
625m	51.243	4			625m	52.415	5	
750m	59.985	4	17.509	3	750m	1:01.443	5	18.068
875m	1:08.766	4			875m	1:10.640	5	
1000m	1:17.624	4	17.639	4	1000m	1:19.930	5	18.487
1125m	1:26.499	4			1125m	1:29.363	5	
1250m	1:35.449	4	17.825	5	1250m	1:38.823	5	18.893
1375m	1:44.454	4			1375m	1:48.437	5	
1500m	1:53.502	3	18.053	6	1500m	1:57.990	5	19.167
1625m	2:02.581	3			1625m	2:07.720	6	
1750m	2:11.665	3	18.163	7	1750m	2:17.432	7	19.442
1875m	2:20.764	3			1875m	2:27.175	7	
2000m	2:29.953	3	18.288	8	2000m	2:36.925	7	19.493
2125m	2:39.079	3			2125m	2:46.694	7	
2250m	2:48.353	3	18.400	9	2250m	2:56.502	7	19.577
2375m	2:57.603	3			2375m	3:06.322	7	
2500m	3:06.920	3	18.567	10	2500m	3:16.256	7	19.754
2625m	3:16.264	3			2625m	3:26.082	7	
2750m	3:25.597	3	18.677	11	2750m	3:35.703	7	19.447
2875m	3:34.785	3			2875m	3:45.234	7	
3000m	3:44.012	3	18.415	12	3000m	3:54.843	7	19.140



### Race Analysis

Analyse de la course

#### Heat 3

128 BOSCO Samantha - USA				Lap	109 TAYLOR Anna - NZL			
Distance	Time	Rank	Lap Time		Distance	Time	Rank	Lap Time
125m	15.247	4			125m	14.261	1	
250m	24.662	4	24.662	1	250m	23.251	1	23.251
375m	33.493	2			375m	31.769	1	
500m	42.236	3	17.574	2	500m	40.125	1	16.874
625m	50.958	3			625m	48.552	1	
750m	59.739	3	17.503	3	750m	57.060	1	16.935
875m	1:08.542	3			875m	1:05.724	1	
1000m	1:17.426	3	17.687	4	1000m	1:14.498	1	17.438
1125m	1:26.338	3			1125m	1:23.405	1	
1250m	1:35.348	3	17.922	5	1250m	1:32.394	1	17.896
1375m	1:44.362	3			1375m	1:41.486	1	
1500m	1:53.516	4	18.168	6	1500m	1:50.581	2	18.187
1625m	2:02.676	4			1625m	1:59.709	2	
1750m	2:11.910	4	18.394	7	1750m	2:08.814	2	18.233
1875m	2:21.163	4			1875m	2:17.946	2	
2000m	2:30.582	4	18.672	8	2000m	2:27.150	2	18.336
2125m	2:39.945	4			2125m	2:36.400	2	
2250m	2:49.397	4	18.815	9	2250m	2:45.689	2	18.539
2375m	2:58.877	4			2375m	2:55.005	2	
2500m	3:08.423	4	19.026	10	2500m	3:04.416	2	18.727
2625m	3:17.978	4			2625m	3:13.912	2	
2750m	3:27.523	4	19.100	11	2750m	3:23.359	2	18.943
2875m	3:36.979	4			2875m	3:32.785	2	
3000m	3:46.413	4	18.890	12	3000m	3:42.137	2	18.778

#### Heat 4

13 PETRICOLA Emily - AUS				Lap	118 MATILE-DOERIG Franziska - SUI			
Distance	Time	Rank	Lap Time		Distance	Time	Rank	Lap Time
125m	15.484	7			125m	15.423	6	
250m	24.971	5	24.971	1	250m	25.100	6	25.100
375m	33.659	4			375m	34.744	7	
500m	42.138	2	17.167	2	500m	44.443	7	19.343
625m	50.529	2			625m	54.110	8	
750m	58.939	2	16.801	3	750m	1:03.587	8	19.144
875m	1:07.408	2			875m	1:12.980	8	
1000m	1:15.980	2	17.041	4	1000m	1:22.240	8	18.653
1125m	1:24.547	2			1125m	1:31.358	8	
1250m	1:33.215	2	17.235	5	1250m	1:40.356	8	18.116
1375m	1:41.877	2			1375m	1:49.332	6	
1500m	1:50.529	1	17.314	6	1500m	1:58.265	6	17.909
1625m	1:59.178	1			1625m	2:07.205	5	
1750m	2:07.775	1	17.246	7	1750m	2:16.119	5	17.854
1875m	2:16.316	1			1875m	2:25.105	5	
2000m	2:25.221	1	17.446	8	2000m	2:34.101	5	17.982
2125m	2:34.164	1			2125m	2:43.192	5	
2250m	2:43.145	1	17.924	9	2250m	2:52.194	5	18.093
2375m	2:51.832	1			2375m	3:01.199	5	
2500m	3:00.524	1	17.379	10	2500m	3:10.219	5	18.025
2625m	3:09.201	1			2625m	3:19.314	5	
2750m	3:17.995	1	17.471	11	2750m	3:28.518	5	18.299
2875m	3:26.854	1			2875m	3:37.808	5	
3000m	3:35.856	1	17.861	12	3000m	3:47.142	5	18.624



**Start List**  
Liste de départ

<b>World Record</b>	3:38.061	PETRICOLA Emily	AUS	Tokyo (JPN)	25 AUG 2021
<b>Paralympic Record</b>	3:38.061	PETRICOLA Emily	AUS	Tokyo (JPN)	25 AUG 2021

Heat	Race Number	Name	Sport Class	NPC Code	Time
1	12	LEMON Meg	C4	AUS	_____
	29	LI Xiaohui	C4	CHN	_____
2	25	SHAW Keely	C4	CAN	_____
	130	MORELLI Shawn	C4	USA	_____
3	128	BOSCO Samantha	C4	USA	_____
	109	TAYLOR Anna	C4	NZL	_____
4	13	PETRICOLA Emily	C4	AUS	_____
	118	MATILE-DOERIG Franziska	C4	SUI	_____

**Progression rule:**

Fastest two riders race for Gold, and 3rd and 4th riders race for Bronze.



**Final Classification**  
Classement final

Rank	Race Number	Name	Sport Class	NPC Code
1	52	PATOUILLET Marie	C5	FRA
2	51	GAUGAIN Heidi	C5	FRA
3	108	MURRAY Nicole	C5	NZL
4	91	CRETTI Claudia	C5	ITA
5	10	FORSTER Alana	C5	AUS
6	35	OSSA VELOZA Paula Andrea	C5	COL
7	3	DELGADO Mariela Analia	C5	ARG
8	105	GROOT Caroline	C5	NED



## Results

### Résultats

<b>World Record</b>	3:27.057	STOREY Sarah	GBR Tokyo (JPN)	25 AUG 2021
<b>Paralympic Record</b>	3:27.057	STOREY Sarah	GBR Tokyo (JPN)	25 AUG 2021

Rank	Race Number	Name	Sport Class	NPC Code	1000m	2000m 1000-2000	Time 2000-3000	Average Speed km/h
GOLD	1	52 PATOUILLET Marie	C5	FRA	1:14.911	2:25.456 1:10.545	<b>3:35.691</b> 1:10.235	50.072
SILVER	2	51 GAUGAIN Heidi	C5	FRA	1:15.349	2:25.829 1:10.480	<b>3:37.723</b> 1:11.894	49.604
BRONZE	3	108 MURRAY Nicole	C5	NZL	1:15.853	2:25.758 1:09.905	<b>3:36.206</b> 1:10.448	49.952
	4	91 CRETTI Claudia	C5	ITA	1:19.154	2:30.503 1:11.349	<b>3:43.774</b> 1:13.271	48.263
	5	10 FORSTER Alana	C5	AUS				
	6	35 OSSA VELOZA Paula Andrea	C5	COL				
	7	3 DELGADO Mariela Analia	C5	ARG				
	8	105 GROOT Caroline	C5	NED				



**Race Analysis**

Analyse de la course

**For Gold**

51 GAUGAIN Heidi - FRA				Lap	52 PATOUILLET Marie - FRA			
Distance	Time	Rank	Lap Time		Distance	Time	Rank	Lap Time
125m	14.600	1			125m	14.714	2	
250m	24.015	2	24.015	1	250m	23.954	1	23.954
375m	32.836	2			375m	32.556	1	
500m	41.366	2	17.351	2	500m	41.015	1	17.061
625m	49.809	2			625m	49.411	1	
750m	58.254	2	16.888	3	750m	57.834	1	16.819
875m	1:06.747	2			875m	1:06.337	1	
1000m	1:15.349	2	17.095	4	1000m	1:14.911	1	17.077
1125m	1:23.972	2			1125m	1:23.586	1	
1250m	1:32.662	2	17.313	5	1250m	1:32.275	1	17.364
1375m	1:41.397	2			1375m	1:41.020	1	
1500m	1:50.199	2	17.537	6	1500m	1:49.788	1	17.513
1625m	1:59.025	2			1625m	1:58.677	1	
1750m	2:07.963	2	17.764	7	1750m	2:07.562	1	17.774
1875m	2:16.879	2			1875m	2:16.572	1	
2000m	2:25.829	2	17.866	8	2000m	2:25.456	1	17.894
2125m	2:34.846	2			2125m	2:34.294	1	
2250m	2:43.921	2	18.092	9	2250m	2:43.093	1	17.637
2375m	2:52.976	2			2375m	2:51.884	1	
2500m	3:02.033	2	18.112	10	2500m	3:00.643	1	17.550
2625m	3:11.037	2			2625m	3:09.401	1	
2750m	3:20.010	2	17.977	11	2750m	3:18.151	1	17.508
2875m	3:28.901	2			2875m	3:26.903	1	
3000m	3:37.723	2	17.713	12	3000m	3:35.691	1	17.540

**For Bronze**

108 MURRAY Nicole - NZL				Lap	91 CRETTI Claudia - ITA			
Distance	Time	Rank	Lap Time		Distance	Time	Rank	Lap Time
125m	14.326	3			125m	15.025	4	
250m	23.220	3	23.220	1	250m	24.007	4	24.007
375m	31.860	3			375m	32.955	4	
500m	40.589	3	17.369	2	500m	42.120	4	18.113
625m	49.393	3			625m	51.285	4	
750m	58.222	3	17.633	3	750m	1:00.568	4	18.448
875m	1:07.084	3			875m	1:09.872	4	
1000m	1:15.853	3	17.631	4	1000m	1:19.154	4	18.586
1125m	1:24.606	3			1125m	1:28.342	4	
1250m	1:33.399	3	17.546	5	1250m	1:37.353	4	18.199
1375m	1:42.172	3			1375m	1:46.245	4	
1500m	1:50.893	3	17.494	6	1500m	1:54.969	4	17.616
1625m	1:59.597	3			1625m	2:03.728	4	
1750m	2:08.331	3	17.438	7	1750m	2:12.559	4	17.590
1875m	2:17.050	3			1875m	2:21.496	4	
2000m	2:25.758	3	17.427	8	2000m	2:30.503	4	17.944
2125m	2:34.444	3			2125m	2:39.580	4	
2250m	2:43.152	3	17.394	9	2250m	2:48.734	4	18.231
2375m	2:51.908	3			2375m	2:57.965	4	
2500m	3:00.697	3	17.545	10	2500m	3:07.241	4	18.507
2625m	3:09.573	3			2625m	3:16.475	4	
2750m	3:18.472	3	17.775	11	2750m	3:25.707	4	18.466
2875m	3:27.341	3			2875m	3:34.817	4	
3000m	3:36.206	3	17.734	12	3000m	3:43.774	4	18.067



**Start List**  
Liste de départ

<b>World Record</b>	3:27.057	STOREY Sarah	GBR Tokyo (JPN)	25 AUG 2021
<b>Paralympic Record</b>	3:27.057	STOREY Sarah	GBR Tokyo (JPN)	25 AUG 2021

Heat	Race Number	Name	Sport Class	NPC Code	Time
<b>For Bronze</b>	108	MURRAY Nicole	C5	NZL	_____
	91	CRETTI Claudia	C5	ITA	_____
<b>For Gold</b>	51	GAUGAIN Heidi	C5	FRA	_____
	52	PATUILLET Marie	C5	FRA	_____



## Results

### Résultats

<b>World Record</b>	3:27.057	STOREY Sarah	GBR Tokyo (JPN)	25 AUG 2021
<b>Paralympic Record</b>	3:27.057	STOREY Sarah	GBR Tokyo (JPN)	25 AUG 2021

Rank	Race Number	Name	Sport Class	NPC Code	1000m	2000m 1000-2000	Time 2000-3000	Average Speed km/h	
1	51	GAUGAIN Heidi	C5	FRA	1:14.159 (2)	2:23.157 (1) 1:08.998 (1)	<b>3:33.881</b> 1:10.724 (1)	50.495	QG
2	52	PATOUILLET Marie	C5	FRA	1:14.776 (3)	2:24.519 (3) 1:09.743 (2)	<b>3:35.285</b> 1:10.766 (2)	50.166	QG
3	108	MURRAY Nicole	C5	NZL	1:13.993 (1)	2:23.795 (2) 1:09.802 (3)	<b>3:37.599</b> 1:13.804 (5)	49.633	QB
4	91	CRETI Claudia	C5	ITA	1:15.465 (4)	2:27.241 (4) 1:11.776 (5)	<b>3:38.869</b> 1:11.628 (3)	49.345	QB
5	10	FORSTER Alana	C5	AUS	1:18.442 (5)	2:29.367 (5) 1:10.925 (4)	<b>3:41.497</b> 1:12.130 (4)	48.759	
6	35	OSSA VELOZA Paula Andrea	C5	COL	1:19.241 (7)	2:32.386 (6) 1:13.145 (6)	<b>3:49.837</b> 1:17.451 (6)	46.990	
7	3	DELGADO Mariela Analia	C5	ARG	1:19.095 (6)	2:37.037 (7) 1:17.942 (7)	<b>4:02.298</b> 1:25.261 (8)	44.573	
8	105	GROOT Caroline	C5	NED	1:20.494 (8)	2:43.160 (8) 1:22.666 (8)	<b>4:05.470</b> 1:22.310 (7)	43.997	

#### Progression rule:

Fastest two riders race for Gold, and 3rd and 4th riders race for Bronze.

#### Legend:

**QB** Qualified for Bronze      **QG** Qualified for Gold





**Race Analysis**  
Analyse de la course

**Heat 1**

3 DELGADO Mariela Analia - ARG				Lap	105 GROOT Caroline - NED			
Distance	Time	Rank	Lap Time		Distance	Time	Rank	Lap Time
125m	14.888	5			125m	13.368	1	
250m	24.375	6	24.375	1	250m	22.132	1	22.132
375m	33.444	6			375m	30.968	1	
500m	42.424	6	18.049	2	500m	40.286	1	18.154
625m	51.485	6			625m	50.024	5	
750m	1:00.579	6	18.155	3	750m	1:00.063	5	19.777
875m	1:09.805	6			875m	1:10.229	7	
1000m	1:19.095	6	18.516	4	1000m	1:20.494	8	20.431
1125m	1:28.508	7			1125m	1:30.720	8	
1250m	1:38.091	7	18.996	5	1250m	1:41.012	8	20.518
1375m	1:47.731	7			1375m	1:51.300	8	
1500m	1:57.485	7	19.394	6	1500m	2:01.576	8	20.564
1625m	2:07.290	7			1625m	2:11.917	8	
1750m	2:17.086	7	19.601	7	1750m	2:22.365	8	20.789
1875m	2:26.977	7			1875m	2:32.747	8	
2000m	2:37.037	7	19.951	8	2000m	2:43.160	8	20.795
2125m	2:47.329	7			2125m	2:53.583	8	
2250m	2:57.743	7	20.706	9	2250m	3:04.110	8	20.950
2375m	3:08.391	7			2375m	3:14.582	8	
2500m	3:19.111	7	21.368	10	2500m	3:25.174	8	21.064
2625m	3:30.056	7			2625m	3:35.187	8	
2750m	3:40.949	7	21.838	11	2750m	3:45.008	8	19.834
2875m	3:51.705	7			2875m	3:55.027	8	
3000m	4:02.298	7	21.349	12	3000m	4:05.470	8	20.462

**Heat 2**

10 FORSTER Alana - AUS				Lap	35 OSSA VELOZA Paula Andrea - COL			
Distance	Time	Rank	Lap Time		Distance	Time	Rank	Lap Time
125m	15.833	8			125m	15.516	7	
250m	25.545	8	25.545	1	250m	25.079	7	25.079
375m	34.628	8			375m	34.202	7	
500m	43.496	8	17.951	2	500m	43.270	7	18.191
625m	52.269	7			625m	52.291	8	
750m	1:00.975	7	17.479	3	750m	1:01.271	8	18.001
875m	1:09.694	5			875m	1:10.236	8	
1000m	1:18.442	5	17.467	4	1000m	1:19.241	7	17.970
1125m	1:27.238	5			1125m	1:28.243	6	
1250m	1:36.014	5	17.572	5	1250m	1:37.231	6	17.990
1375m	1:44.888	5			1375m	1:46.217	6	
1500m	1:53.717	5	17.703	6	1500m	1:55.276	6	18.045
1625m	2:02.550	5			1625m	2:04.392	6	
1750m	2:11.431	5	17.714	7	1750m	2:13.618	6	18.342
1875m	2:20.372	5			1875m	2:22.975	6	
2000m	2:29.367	5	17.936	8	2000m	2:32.386	6	18.768
2125m	2:38.328	5			2125m	2:41.808	6	
2250m	2:47.313	5	17.946	9	2250m	2:51.271	6	18.885
2375m	2:56.299	5			2375m	3:00.785	6	
2500m	3:05.332	5	18.019	10	2500m	3:10.375	6	19.104
2625m	3:14.387	5			2625m	3:20.111	6	
2750m	3:23.455	5	18.123	11	2750m	3:29.927	6	19.552
2875m	3:32.489	5			2875m	3:39.823	6	
3000m	3:41.497	5	18.042	12	3000m	3:49.837	6	19.910



## Race Analysis

Analyse de la course

### Heat 3

108 MURRAY Nicole - NZL				Lap	52 PATOUILLET Marie - FRA			
Distance	Time	Rank	Lap Time		Distance	Time	Rank	Lap Time
125m	15.205	6			125m	14.851	4	
250m	24.100	4	24.100	1	250m	24.131	5	24.131
375m	32.257	4			375m	32.738	5	
500m	40.376	3	16.276	2	500m	41.123	5	16.992
625m	48.555	1			625m	49.457	4	
750m	56.938	1	16.562	3	750m	57.815	4	16.692
875m	1:05.470	1			875m	1:06.246	3	
1000m	1:13.993	1	17.055	4	1000m	1:14.776	3	16.961
1125m	1:22.512	1			1125m	1:23.354	3	
1250m	1:31.039	1	17.046	5	1250m	1:31.969	3	17.193
1375m	1:39.609	1			1375m	1:40.639	3	
1500m	1:48.263	1	17.224	6	1500m	1:49.345	3	17.376
1625m	1:57.073	2			1625m	1:58.112	3	
1750m	2:05.877	2	17.614	7	1750m	2:06.933	3	17.588
1875m	2:14.781	2			1875m	2:15.746	3	
2000m	2:23.795	2	17.918	8	2000m	2:24.519	3	17.586
2125m	2:32.821	2			2125m	2:33.282	3	
2250m	2:41.831	2	18.036	9	2250m	2:42.071	3	17.552
2375m	2:51.012	3			2375m	2:50.876	2	
2500m	3:00.324	3	18.493	10	2500m	2:59.698	2	17.627
2625m	3:09.709	3			2625m	3:08.537	2	
2750m	3:19.024	3	18.700	11	2750m	3:17.414	2	17.716
2875m	3:28.268	3			2875m	3:26.330	2	
3000m	3:37.599	3	18.575	12	3000m	3:35.285	2	17.871

### Heat 4

51 GAUGAIN Heidi - FRA				Lap	91 CRETTI Claudia - ITA			
Distance	Time	Rank	Lap Time		Distance	Time	Rank	Lap Time
125m	14.348	2			125m	14.512	3	
250m	23.531	3	23.531	1	250m	23.246	2	23.246
375m	32.218	3			375m	31.746	2	
500m	40.668	4	17.137	2	500m	40.296	2	17.050
625m	49.020	3			625m	48.935	2	
750m	57.332	2	16.664	3	750m	57.720	3	17.424
875m	1:05.723	2			875m	1:06.584	4	
1000m	1:14.159	2	16.827	4	1000m	1:15.465	4	17.745
1125m	1:22.633	2			1125m	1:24.444	4	
1250m	1:31.166	2	17.007	5	1250m	1:33.452	4	17.987
1375m	1:39.714	2			1375m	1:42.437	4	
1500m	1:48.338	2	17.172	6	1500m	1:51.373	4	17.921
1625m	1:57.015	1			1625m	2:00.341	4	
1750m	2:05.720	1	17.382	7	1750m	2:09.299	4	17.926
1875m	2:14.435	1			1875m	2:18.259	4	
2000m	2:23.157	1	17.437	8	2000m	2:27.241	4	17.942
2125m	2:31.935	1			2125m	2:36.231	4	
2250m	2:40.771	1	17.614	9	2250m	2:45.209	4	17.968
2375m	2:49.568	1			2375m	2:54.240	4	
2500m	2:58.373	1	17.602	10	2500m	3:03.285	4	18.076
2625m	3:07.234	1			2625m	3:12.298	4	
2750m	3:16.130	1	17.757	11	2750m	3:21.228	4	17.943
2875m	3:25.020	1			2875m	3:30.099	4	
3000m	3:33.881	1	17.751	12	3000m	3:38.869	4	17.641



**Start List**  
Liste de départ

<b>World Record</b>	3:27.057	STOREY Sarah	GBR Tokyo (JPN)	25 AUG 2021
<b>Paralympic Record</b>	3:27.057	STOREY Sarah	GBR Tokyo (JPN)	25 AUG 2021

Heat	Race Number	Name	Sport Class	NPC Code	Time
1	3	DELGADO Mariela Analia	C5	ARG	_____
	105	GROOT Caroline	C5	NED	_____
2	10	FORSTER Alana	C5	AUS	_____
	35	OSSA VELOZA Paula Andrea	C5	COL	_____
3	108	MURRAY Nicole	C5	NZL	_____
	52	PATOUILLET Marie	C5	FRA	_____
4	51	GAUGAIN Heidi	C5	FRA	_____
	91	CRETI Claudia	C5	ITA	_____

**Progression rule:**

Fastest two riders race for Gold, and 3rd and 4th riders race for Bronze.

## Final Classification

Classement final

Rank	Race Number	Name	Sport Class	NPC Code
1	69	UNWIN Sophie	B	GBR
		HOLL Jenny	PLT	
2	87	DUNLEVY Katie-George	B	IRL
		McCRYSTAL Eve	PLT	
3	65	FACHIE Lora	B	GBR
		HALL Corrine	PLT	
4	66	JORDAN Elizabeth	B	GBR
		KHAN Dannielle	PLT	
5	88	HEALION Josephine	B	IRL
		KELLY Linda	PLT	
6	129	CHADWICK Hannah	B	USA
		ESPINOZA Skyler	PLT	
7	11	GALLAGHER Jessica	B	AUS
		WARD Caitlin	PLT	
8	99	MOHD ZAIS Nur Azlia Syafinaz	B	MAS
		ZAINAL Nurul Suhada	PLT	
9	122	BOONMALERT Watcharobon	B	THA
		KESTHONGLANG Kanyarat	PLT	
10	4	QUIROGA CHICAHUALA Maria Jose	B	ARG
		BARROSO Micaela Belen	PLT	
		CENTIS Anne-Sophie	B	
DELZENNE Elise	PLT			

**Legend:**  
PLT Pilot



## Results

### Résultats

<b>World Record</b>	3:17.643	UNWIN Sophie / HOLL Jenny	GBR Paris (FRA)	1 SEP 2024
<b>Paralympic Record</b>	3:17.643	UNWIN Sophie / HOLL Jenny	GBR Paris (FRA)	1 SEP 2024

Rank	Race Number	Name	Sport Class	NPC Code	1000m	2000m 1000-2000	Time 2000-3000	Average Speed km/h	
GOLD	1	69	UNWIN Sophie	B	GBR	1:11.300	2:15.626	<b>3:19.149</b>	54.231
			HOLL Jenny	PLT		1:04.326	1:03.523		
SILVER	2	87	DUNLEVY Katie-George	B	IRL	1:10.219	2:14.445	<b>3:21.315</b>	53.647
			McCRYSTAL Eve	PLT		1:04.226	1:06.870		
BRONZE	3	65	FACHIE Lora	B	GBR	1:10.379	2:14.611	<b>3:20.488</b>	53.869
			HALL Corrine	PLT		1:04.232	1:05.877		
	4	66	JORDAN Elizabeth	B	GBR	1:11.991	2:17.955	<b>3:25.430</b>	52.573
			KHAN Dannielle	PLT		1:05.964	1:07.475		
	5	88	HEALION Josephine	B	IRL				
			KELLY Linda	PLT					
	6	129	CHADWICK Hannah	B	USA				
			ESPINOZA Skyler	PLT					
	7	11	GALLAGHER Jessica	B	AUS				
			WARD Caitlin	PLT					
	8	99	MOHD ZAIS NAS	B	MAS				
			ZAINAL Nurul Suhada	PLT					
	9	122	BOONMALERT Watcharobon	B	THA				
			KESTHONGLANG Kanyarat	PLT					
	10	4	QUIROGA CHICAHUALA	B	ARG				
			BARROSO Micaela Belen	PLT					
		50	CENTIS Anne-Sophie	B	FRA				<b>DSQ</b>
			DELZENNE Elise	PLT					

**Legend:**

**DSQ** Disqualified      **PLT** Pilot



### Race Analysis

Analyse de la course

**For Gold**

69 UNWIN/HOLL - GBR				Lap	87 DUNLEVY/MCCRISTAL - IRL			
Distance	Time	Rank	Lap Time		Distance	Time	Rank	Lap Time
125m	14.153	1			125m	14.683	2	
250m	23.161	1	23.161	1	250m	23.580	2	23.580
375m	31.457	1			375m	31.677	2	
500m	39.493	2	16.332	2	500m	39.461	1	15.881
625m	47.459	2			625m	47.116	1	
750m	55.398	2	15.905	3	750m	54.779	1	15.318
875m	1:03.352	2			875m	1:02.480	1	
1000m	1:11.300	2	15.902	4	1000m	1:10.219	1	15.440
1125m	1:19.262	2			1125m	1:18.011	1	
1250m	1:27.279	2	15.979	5	1250m	1:25.886	1	15.667
1375m	1:35.328	2			1375m	1:33.828	1	
1500m	1:43.402	2	16.123	6	1500m	1:41.831	1	15.945
1625m	1:51.456	2			1625m	1:49.900	1	
1750m	1:59.557	2	16.155	7	1750m	1:58.053	1	16.222
1875m	2:07.642	2			1875m	2:06.232	1	
2000m	2:15.626	2	16.069	8	2000m	2:14.445	1	16.392
2125m	2:23.552	2			2125m	2:22.670	1	
2250m	2:31.508	2	15.882	9	2250m	2:30.942	1	16.497
2375m	2:39.489	2			2375m	2:39.257	1	
2500m	2:47.454	1	15.946	10	2500m	2:47.597	2	16.655
2625m	2:55.385	1			2625m	2:55.987	2	
2750m	3:03.322	1	15.868	11	2750m	3:04.370	2	16.773
2875m	3:11.232	1			2875m	3:12.828	2	
3000m	3:19.149	1	15.827	12	3000m	3:21.315	2	16.945

**For Bronze**

65 FACHIE/HALL - GBR				Lap	66 JORDAN/KHAN - GBR			
Distance	Time	Rank	Lap Time		Distance	Time	Rank	Lap Time
125m	14.136	3			125m	14.703	4	
250m	22.763	3	22.763	1	250m	23.396	4	23.396
375m	30.896	3			375m	31.482	4	
500m	38.837	3	16.074	2	500m	39.509	4	16.113
625m	46.727	3			625m	47.587	4	
750m	54.600	3	15.763	3	750m	55.700	4	16.191
875m	1:02.476	3			875m	1:03.820	4	
1000m	1:10.379	3	15.779	4	1000m	1:11.991	4	16.291
1125m	1:18.324	3			1125m	1:20.127	4	
1250m	1:26.284	3	15.905	5	1250m	1:28.269	4	16.278
1375m	1:34.279	3			1375m	1:36.454	4	
1500m	1:42.287	3	16.003	6	1500m	1:44.733	4	16.464
1625m	1:50.334	3			1625m	1:52.988	4	
1750m	1:58.400	3	16.113	7	1750m	2:01.245	4	16.512
1875m	2:06.505	3			1875m	2:09.560	4	
2000m	2:14.611	3	16.211	8	2000m	2:17.955	4	16.710
2125m	2:22.760	3			2125m	2:26.371	4	
2250m	2:30.930	3	16.319	9	2250m	2:34.782	4	16.827
2375m	2:39.130	3			2375m	2:43.238	4	
2500m	2:47.346	3	16.416	10	2500m	2:51.646	4	16.864
2625m	2:55.591	3			2625m	3:00.067	4	
2750m	3:03.866	3	16.520	11	2750m	3:08.404	4	16.758
2875m	3:12.156	3			2875m	3:16.825	4	
3000m	3:20.488	3	16.622	12	3000m	3:25.430	4	17.026



Start List  
Liste de départ

<b>World Record</b>	3:17.643	UNWIN Sophie / HOLL Jenny	GBR Paris (FRA)	1 SEP 2024
<b>Paralympic Record</b>	3:17.643	UNWIN Sophie / HOLL Jenny	GBR Paris (FRA)	1 SEP 2024

Heat	Race Number	Name	Sport Class	NPC Code	Time
For Bronze	65	FACHIE Lora HALL Corrine	B PLT	GBR	_____
	66	JORDAN Elizabeth KHAN Dannielle	B PLT	GBR	_____
For Gold	69	UNWIN Sophie HOLL Jenny	B PLT	GBR	_____
	87	DUNLEVY Katie-George McCRYSTAL Eve	B PLT	IRL	_____

Legend:  
PLT Pilot


**Results**

Résultats

**REVISED**  
 1 SEP 13:21

<b>World Record</b>	3:19.483	FACHIE Lora	GBR Tokyo (JPN)	27 AUG 2021
<b>Paralympic Record</b>	3:19.483	FACHIE Lora	GBR Tokyo (JPN)	27 AUG 2021

Rank	Race Number	Name	Sport Class	NPC Code	1000m	2000m 1000-2000	Time 2000-3000	Average Speed km/h	
1	69	<b>UNWIN Sophie</b> HOLL Jenny	<b>B</b> <b>PLT</b>	<b>GBR</b>	1:11.087 (3)	2:14.568 (2) 1:03.481 (1)	<b>3:17.643</b> 1:03.075 (1)	54.644	WR QG
2	87	<b>DUNLEVY Katie-George</b> McCRYSTAL Eve	<b>B</b> <b>PLT</b>	<b>IRL</b>	1:09.845 (1)	2:13.562 (1) 1:03.717 (2)	<b>3:20.481</b> 1:06.919 (3)	53.870	QG
3	65	<b>FACHIE Lora</b> HALL Corrine	<b>B</b> <b>PLT</b>	<b>GBR</b>	1:10.305 (2)	2:15.534 (4) 1:05.229 (4)	<b>3:22.390</b> 1:06.856 (2)	53.362	QB
4	66	<b>JORDAN Elizabeth</b> KHAN Dannielle	<b>B</b> <b>PLT</b>	<b>GBR</b>	1:11.136 (4)	2:15.440 (3) 1:04.304 (3)	<b>3:23.192</b> 1:07.752 (4)	53.152	QB
5	88	HEALION Josephine KELLY Linda	B PLT	IRL	1:12.107 (5)	2:19.116 (5) 1:07.009 (5)	<b>3:27.425</b> 1:08.309 (5)	52.067	
6	129	CHADWICK Hannah ESPINOZA Skyler	B PLT	USA	1:15.975 (7)	2:27.293 (6) 1:11.318 (6)	<b>3:40.259</b> 1:12.966 (6)	49.033	
7	11	GALLAGHER Jessica WARD Caitlin	B PLT	AUS	1:13.313 (6)	2:29.182 (7) 1:15.869 (8)	<b>3:46.294</b> 1:17.112 (7)	47.726	
8	99	MOHD ZAIS NAS ZAINAL Nurul Suhada	B PLT	MAS	1:16.020 (8)	2:31.086 (8) 1:15.066 (7)	<b>3:49.029</b> 1:17.943 (8)	47.156	
9	122	BOONMALERT Watcharobon KESTHONGLANG Kanyarat	B PLT	THA	1:19.885 (10)	2:37.149 (9) 1:17.264 (9)	<b>3:56.599</b> 1:19.450 (9)	45.647	
10	4	QUIROGA CHICAHUALA BARROSO Micaela Belen	B PLT	ARG	1:18.629 (9)	2:37.625 (10) 1:18.996 (10)	<b>3:58.786</b> 1:21.161 (10)	45.229	
	50	CENTIS Anne-Sophie DELZENNE Elise	B PLT	FRA			<b>DSQ</b>		

**Progression rule:**

Fastest two riders race for Gold, and 3rd and 4th riders race for Bronze.

**No. 50 CENTIS Anne-Sophie (FRA)**

Has been disqualified according to art. 3.10.008-5.

**Legend:**

<b>DSQ</b>	Disqualified	<b>PLT</b>	Pilot	<b>QB</b>	Qualified for Bronze	<b>QG</b>	Qualified for Gold
<b>WR</b>	World Record						

**REVISED**
**Riders CENTIS A.S. / DELZENNE E. have been disqualified**





## Race Analysis

Analyse de la course

REVISED  
1 SEP 13:22

### Heat 1

122 BOONMALERT/KESTHONGLANG - THA				Lap	
Distance	Time	Rank	Lap Time		
125m	15.934	10			125m
250m	25.365	10	25.365	1	250m
375m	34.386	10			375m
500m	43.313	10	17.948	2	500m
625m	52.307	10			625m
750m	1:01.374	10	18.061	3	750m
875m	1:10.562	10			875m
1000m	1:19.885	10	18.511	4	1000m
1125m	1:29.300	10			1125m
1250m	1:38.761	10	18.876	5	1250m
1375m	1:48.346	10			1375m
1500m	1:57.984	10	19.223	6	1500m
1625m	2:07.705	10			1625m
1750m	2:17.448	9	19.464	7	1750m
1875m	2:27.300	9			1875m
2000m	2:37.149	9	19.701	8	2000m
2125m	2:46.971	9			2125m
2250m	2:56.890	9	19.741	9	2250m
2375m	3:06.797	9			2375m
2500m	3:16.690	9	19.800	10	2500m
2625m	3:26.777	9			2625m
2750m	3:36.747	9	20.057	11	2750m
2875m	3:46.737	9			2875m
3000m	3:56.599	9	19.852	12	3000m

### Heat 2

11 GALLAGHER/WARD - AUS				Lap	4 QUIROGA CHICAHUALA/BARROSO - ARG			
Distance	Time	Rank	Lap Time		Distance	Time	Rank	Lap Time
125m	13.526	1			125m	14.619	6	
250m	22.121	1	22.121	1	250m	23.886	7	23.886
375m	30.474	1			375m	32.838	8	
500m	38.763	2	16.642	2	500m	41.769	9	17.883
625m	47.138	3			625m	50.821	9	
750m	55.636	5	16.873	3	750m	59.962	9	18.193
875m	1:04.388	6			875m	1:09.216	9	
1000m	1:13.313	6	17.677	4	1000m	1:18.629	9	18.667
1125m	1:22.370	6			1125m	1:28.158	9	
1250m	1:31.551	6	18.238	5	1250m	1:37.819	9	19.190
1375m	1:40.933	6			1375m	1:47.596	9	
1500m	1:50.398	6	18.847	6	1500m	1:57.499	9	19.680
1625m	1:59.969	6			1625m	2:07.475	9	
1750m	2:09.549	7	19.151	7	1750m	2:17.508	10	20.009
1875m	2:19.320	7			1875m	2:27.574	10	
2000m	2:29.182	7	19.633	8	2000m	2:37.625	10	20.117
2125m	2:39.044	7			2125m	2:47.647	10	
2250m	2:48.921	7	19.739	9	2250m	2:57.622	10	19.997
2375m	2:58.778	7			2375m	3:07.692	10	
2500m	3:08.659	7	19.738	10	2500m	3:17.872	10	20.250
2625m	3:18.465	7			2625m	3:28.097	10	
2750m	3:28.175	7	19.516	11	2750m	3:38.298	10	20.426
2875m	3:37.475	7			2875m	3:48.433	10	
3000m	3:46.294	7	18.119	12	3000m	3:58.786	10	20.488



Race Analysis

Analyse de la course

REVISED  
1 SEP 13:22

Heat 3

129 CHADWICK/ESPINOZA - USA				Lap	99 MOHD ZAIS/ZAINAL - MAS			
Distance	Time	Rank	Lap Time		Distance	Time	Rank	Lap Time
125m	14.902	9			125m	14.733	8	
250m	24.160	9	24.160	1	250m	23.971	8	23.971
375m	32.871	9			375m	32.634	7	
500m	41.456	8	17.296	2	500m	41.165	7	17.194
625m	50.002	8			625m	49.713	7	
750m	58.585	8	17.129	3	750m	58.383	7	17.218
875m	1:07.216	8			875m	1:07.152	7	
1000m	1:15.975	7	17.390	4	1000m	1:16.020	8	17.637
1125m	1:24.792	7			1125m	1:24.995	8	
1250m	1:33.650	7	17.675	5	1250m	1:34.109	8	18.089
1375m	1:42.520	7			1375m	1:43.398	8	
1500m	1:51.409	7	17.759	6	1500m	1:52.717	8	18.608
1625m	2:00.375	7			1625m	2:02.177	8	
1750m	2:09.280	6	17.871	7	1750m	2:11.784	8	19.067
1875m	2:18.266	6			1875m	2:21.370	8	
2000m	2:27.293	6	18.013	8	2000m	2:31.086	8	19.302
2125m	2:36.375	6			2125m	2:40.784	8	
2250m	2:45.417	6	18.124	9	2250m	2:50.559	8	19.473
2375m	2:54.436	6			2375m	3:00.374	8	
2500m	3:03.507	6	18.090	10	2500m	3:10.223	8	19.664
2625m	3:12.679	6			2625m	3:20.057	8	
2750m	3:21.907	6	18.400	11	2750m	3:29.822	8	19.599
2875m	3:31.085	6			2875m	3:39.567	8	
3000m	3:40.259	6	18.352	12	3000m	3:49.029	8	19.207

Heat 4

69 UNWIN/HOLL - GBR				Lap	88 HEALION/KELLY - IRL			
Distance	Time	Rank	Lap Time		Distance	Time	Rank	Lap Time
125m	14.320	3			125m	14.489	4	
250m	23.283	3	23.283	1	250m	23.360	6	23.360
375m	31.528	5			375m	31.656	6	
500m	39.534	5	16.251	2	500m	39.783	6	16.423
625m	47.422	5			625m	47.782	6	
750m	55.286	4	15.752	3	750m	55.862	6	16.079
875m	1:03.182	4			875m	1:03.935	5	
1000m	1:11.087	3	15.801	4	1000m	1:12.107	5	16.245
1125m	1:19.051	3			1125m	1:20.270	5	
1250m	1:26.994	3	15.907	5	1250m	1:28.553	5	16.446
1375m	1:34.911	3			1375m	1:36.850	5	
1500m	1:42.816	3	15.822	6	1500m	1:45.266	5	16.713
1625m	1:50.744	2			1625m	1:53.718	5	
1750m	1:58.708	2	15.892	7	1750m	2:02.200	5	16.934
1875m	2:06.650	2			1875m	2:10.641	5	
2000m	2:14.568	2	15.860	8	2000m	2:19.116	5	16.916
2125m	2:22.493	2			2125m	2:27.636	5	
2250m	2:30.330	2	15.762	9	2250m	2:36.179	5	17.063
2375m	2:38.217	1			2375m	2:44.723	5	
2500m	2:46.097	1	15.767	10	2500m	2:53.320	5	17.141
2625m	2:54.010	1			2625m	3:01.874	5	
2750m	3:01.930	1	15.833	11	2750m	3:10.501	5	17.181
2875m	3:09.872	1			2875m	3:18.921	5	
3000m	3:17.643	1	15.713	12	3000m	3:27.425	5	16.924



**Race Analysis**

Analyse de la course

**REVISED**  
1 SEP 13:22

**Heat 5**

65 FACHIE/HALL - GBR				Lap	87 DUNLEVY/MCCRISTAL - IRL			
Distance	Time	Rank	Lap Time		Distance	Time	Rank	Lap Time
125m	14.144	2			125m	14.566	5	
250m	22.698	2	22.698	1	250m	23.335	4	23.335
375m	30.758	2			375m	31.425	3	
500m	38.653	1	15.955	2	500m	39.194	3	15.859
625m	46.536	1			625m	46.843	2	
750m	54.428	1	15.775	3	750m	54.475	2	15.281
875m	1:02.327	2			875m	1:02.122	1	
1000m	1:10.305	2	15.877	4	1000m	1:09.845	1	15.370
1125m	1:18.335	2			1125m	1:17.633	1	
1250m	1:26.387	2	16.082	5	1250m	1:25.463	1	15.618
1375m	1:34.500	2			1375m	1:33.372	1	
1500m	1:42.648	2	16.261	6	1500m	1:41.291	1	15.828
1625m	1:50.856	3			1625m	1:49.288	1	
1750m	1:59.076	3	16.428	7	1750m	1:57.320	1	16.029
1875m	2:07.289	3			1875m	2:05.431	1	
2000m	2:15.534	4	16.458	8	2000m	2:13.562	1	16.242
2125m	2:23.829	4			2125m	2:21.762	1	
2250m	2:32.129	4	16.595	9	2250m	2:29.996	1	16.434
2375m	2:40.453	4			2375m	2:38.274	2	
2500m	2:48.833	4	16.704	10	2500m	2:46.600	2	16.604
2625m	2:57.197	4			2625m	2:54.998	2	
2750m	3:05.602	3	16.769	11	2750m	3:03.437	2	16.837
2875m	3:13.982	3			2875m	3:11.952	2	
3000m	3:22.390	3	16.788	12	3000m	3:20.481	2	17.044

**Heat 6**

66 JORDAN/KHAN - GBR				Lap	50 CENTIS/DELZENNE - FRA			
Distance	Time	Rank	Lap Time		Distance	Time	Rank	Lap Time
125m	14.642	7			125m	DSQ		
250m	23.349	5	23.349	1	250m			
375m	31.436	4			375m			
500m	39.362	4	16.013	2	500m			
625m	47.236	4			625m			
750m	55.154	3	15.792	3	750m			
875m	1:03.125	3			875m			
1000m	1:11.136	4	15.982	4	1000m			
1125m	1:19.148	4			1125m			
1250m	1:27.177	4	16.041	5	1250m			
1375m	1:35.221	4			1375m			
1500m	1:43.268	4	16.091	6	1500m			
1625m	1:51.295	4			1625m			
1750m	1:59.321	4	16.053	7	1750m			
1875m	2:07.345	4			1875m			
2000m	2:15.440	3	16.119	8	2000m			
2125m	2:23.611	3			2125m			
2250m	2:31.832	3	16.392	9	2250m			
2375m	2:40.120	3			2375m			
2500m	2:48.511	3	16.679	10	2500m			
2625m	2:57.063	3			2625m			
2750m	3:05.709	4	17.198	11	2750m			
2875m	3:14.392	4			2875m			
3000m	3:23.192	4	17.483	12	3000m			



**Race Analysis**  
Analyse de la course

**REVISED**  
1 SEP 13:22

**Legend:**  
**DSQ** Disqualified

**REVISED** Riders CENTIS A.S. / DELZENNE E. have been disqualified



**Start List**  
Liste de départ

<b>World Record</b>	3:19.483	FACHIE Lora	GBR Tokyo (JPN)	27 AUG 2021
<b>Paralympic Record</b>	3:19.483	FACHIE Lora	GBR Tokyo (JPN)	27 AUG 2021

Heat	Race Number	Name	Sport Class	NPC Code	Time
1	122	BOONMALERT Watcharobon KESTHONGLANG Kanyarat	B PLT	THA	_____
2	11	GALLAGHER Jessica WARD Caitlin	B PLT	AUS	_____
	4	QUIROGA CHICAHUALA Maria Jose BARROSO Micaela Belen	B PLT	ARG	_____
3	129	CHADWICK Hannah ESPINOZA Skyler	B PLT	USA	_____
	99	MOHD ZAIS Nur Azlia Syafinaz ZAINAL Nurul Suhada	B PLT	MAS	_____
4	69	UNWIN Sophie HOLL Jenny	B PLT	GBR	_____
	88	HEALION Josephine KELLY Linda	B PLT	IRL	_____
5	65	FACHIE Lora HALL Corrine	B PLT	GBR	_____
	87	DUNLEVY Katie-George McCRYSTAL Eve	B PLT	IRL	_____
6	66	JORDAN Elizabeth KHAN Dannielle	B PLT	GBR	_____
	50	CENTIS Anne-Sophie DELZENNE Elise	B PLT	FRA	_____

**Progression rule:**

Fastest two riders race for Gold, and 3rd and 4th riders race for Bronze.

**Legend:**

PLT Pilot



## Final Classification

Classement final

Rank	Race Number	NPC / Name	Sport Class	Gender
1		<b>GBR - Great Britain</b>		
	56	CUNDY Jody	C4	M
	61	van GASS Jaco	C3	M
	64	COX Kadeena	C4	F
2		<b>ESP - Spain</b>		
	37	CABELLO LLAMAS Alfonso	C5	M
	40	JARAMILLO GALLARDO Pablo	C5	M
	43	TEN ARGILES Ricardo	C1	M
3		<b>AUS - Australia</b>		
	5	ALLAN Gordon	C2	M
	6	BODDINGTON Korey	C4	M
	7	DONOHUE Alistair	C5	M
4		<b>FRA - France</b>		
	45	le CUNFF Kevin	C4	M
	46	le ROUSSEAU Gatien	C4	M
	47	LEAUTE Alexandre	C2	M
5		<b>COL - Colombia</b>		
	32	MATIZ RUIZ Edwin Fabian	C5	M
	33	VARGAS VILLANUEVA Carlos Andres	C5	M
	34	MUNEVAR FLOREZ Daniela Carolina	C2	F
6		<b>SUI - Switzerland</b>		
	117	ZEMP Timothy	C4	M
	118	MATILE-DOERIG Franziska	C4	F
	119	RIGLING Flurina	C2	F

**Legend:**

**F** Female      **M** Male



## Results

Résultats

Race distance: 3 laps

<b>World Record</b>	47.579	GBR - Great Britain	Tokyo (JPN)	28 AUG 2021
<b>Paralympic Record</b>	47.579	GBR - Great Britain	Tokyo (JPN)	28 AUG 2021

Rank	NPC / Name	Sport Class	Gender	Lap 1	Lap 2 Lap 1-2	Time Lap 2-3	Average Speed km/h
<i>For Gold</i>							
GOLD	<b>1</b>	<b>GBR - Great Britain</b>		20.605	34.347	<b>47.738</b>	56.559
		64 COX Kadeena	C4	F		13.742	13.391
		56 CUNDY Jody	C4	M			
		61 van GASS Jaco	C3	M			
SILVER	<b>2</b>	<b>ESP - Spain</b>		22.216	36.212	<b>49.564</b>	54.475
		37 CABELLO LLAMAS Alfonso	C5	M		13.996	13.352
		40 JARAMILLO GALLARDO Pablo	C5	M			
		43 TEN ARGILES Ricardo	C1	M			
<i>For Bronze</i>							
BRONZE	<b>3</b>	<b>AUS - Australia</b>		20.805	35.492	<b>49.036</b>	55.062
		5 ALLAN Gordon	C2	M		14.687	13.544
		6 BODDINGTON Korey	C4	M			
		7 DONOHOE Alistair	C5	M			
	<b>4</b>	<b>FRA - France</b>		20.763	35.386	<b>49.961</b>	54.042
		45 le CUNFF Kevin	C4	M		14.623	14.575
		46 le ROUSSEAU Gatien	C4	M			
		47 LEAUTE Alexandre	C2	M			
<i>Did not qualify for Finals</i>							
	<b>5</b>	<b>COL - Colombia</b>					
		32 MATIZ RUIZ Edwin Fabian	C5	M			
		34 MUNEVAR FLOREZ Daniela Carolina	C2	F			
		33 VARGAS VILLANUEVA Carlos Andres	C5	M			
	<b>6</b>	<b>SUI - Switzerland</b>					
		118 MATILE-DOERIG Franziska	C4	F			
		119 RIGLING Flurina	C2	F			
		117 ZEMP Timothy	C4	M			

**Note:**

Riders are presented in their starting order.

**Legend:**

F Female M Male



## Race Analysis

Analyse de la course

### For Gold

GBR - Great Britain				Lap	ESP - Spain			
Distance	Time	Rank	Lap Time		Distance	Time	Rank	Lap Time
125m	12.603	1			125m	13.584	2	
250m	20.605	1	20.605	1	250m	22.216	2	22.216
375m	27.555	1			375m	29.349	2	
500m	34.347	1	13.742	2	500m	36.212	2	13.996
625m	41.038	1			625m	42.841	2	
750m	47.738	1	13.391	3	750m	49.564	2	13.352

### For Bronze

AUS - Australia				Lap	FRA - France			
Distance	Time	Rank	Lap Time		Distance	Time	Rank	Lap Time
125m	12.824	3			125m	12.872	4	
250m	20.805	4	20.805	1	250m	20.763	3	20.763
375m	28.225	4			375m	28.170	3	
500m	35.492	4	14.687	2	500m	35.386	3	14.623
625m	42.310	3			625m	42.665	4	
750m	49.036	3	13.544	3	750m	49.961	4	14.575





## Start List

Liste de départ

Race distance: 3 laps

<b>World Record</b>	47.579	GBR - Great Britain	Tokyo (JPN)	28 AUG 2021
<b>Paralympic Record</b>	47.579	GBR - Great Britain	Tokyo (JPN)	28 AUG 2021

Heat	Race Number	NPC / Name	Sport Class	Gender	Time
<b>For Bronze</b>		<b>AUS - Australia</b>			
	5	ALLAN Gordon	C2	M	
	7	DONOHUE Alistair	C5	M	
	6	BODDINGTON Korey	C4	M	
		<b>FRA - France</b>			
	46	le ROUSSEAU Gatien	C4	M	
	45	le CUNFF Kevin	C4	M	
	47	LEAUTE Alexandre	C2	M	
<b>For Gold</b>		<b>GBR - Great Britain</b>			
	64	COX Kadeena	C4	F	
	61	van GASS Jaco	C3	M	
	56	CUNDY Jody	C4	M	
		<b>ESP - Spain</b>			
	43	TEN ARGILES Ricardo	C1	M	
	40	JARAMILLO GALLARDO Pablo	C5	M	
	37	CABELLO LLAMAS Alfonso	C5	M	

Legend:

F Female M Male



## Results

Résultats

Race distance: 3 laps

<b>World Record</b>	47.579 GBR - Great Britain	Tokyo (JPN)	28 AUG 2021
<b>Paralympic Record</b>	47.579 GBR - Great Britain	Tokyo (JPN)	28 AUG 2021

Rank	NPC / Name	Sport Class	Gender	Lap 1	Lap 2 Lap 1-2	Time Lap 2-3	Average Speed km/h	
<b>1</b>	<b>GBR - Great Britain</b>			20.887 (1)	34.938 (1)	<b>48.493 (1)</b>	55.678	QG
	64 COX Kadeena	C4	F		14.051 (1)	13.555 (2)		
	61 van GASS Jaco	C3	M					
	56 CUNDY Jody	C4	M					
<b>2</b>	<b>ESP - Spain</b>			22.031 (4)	36.117 (4)	<b>49.466 (2)</b>	54.583	QG
	43 TEN ARGILES Ricardo	C1	M		14.086 (2)	13.349 (1)		
	40 JARAMILLO GALLARDO Pablo	C5	M					
	37 CABELLO LLAMAS Alfonso	C5	M					
<b>3</b>	<b>AUS - Australia</b>			21.263 (3)	35.939 (3)	<b>49.569 (3)</b>	54.470	QB
	5 ALLAN Gordon	C2	M		14.676 (4)	13.630 (3)		
	7 DONOHOE Alistair	C5	M					
	6 BODDINGTON Corey	C4	M					
<b>4</b>	<b>FRA - France</b>			21.000 (2)	35.447 (2)	<b>50.004 (4)</b>	53.996	QB
	46 le ROUSSEAU Gatien	C4	M		14.447 (3)	14.557 (5)		
	45 le CUNFF Kevin	C4	M					
	47 LEAUTE Alexandre	C2	M					
<b>5</b>	<b>COL - Colombia</b>			26.377 (5)	41.601 (5)	<b>55.621 (5)</b>	48.543	
	34 MUNEVAR FLOREZ Daniela Carolina	C2	F		15.224 (5)	14.020 (4)		
	33 VARGAS VILLANUEVA Carlos Andres	C5	M					
	32 MATIZ RUIZ Edwin Fabian	C5	M					
<b>6</b>	<b>SUI - Switzerland</b>			26.951 (6)	43.001 (6)	<b>57.746 (6)</b>	46.756	
	119 RIGLING Flurina	C2	F		16.050 (6)	14.745 (6)		
	118 MATILE-DOERIG Franziska	C4	F					
	117 ZEMP Timothy	C4	M					

**Progression rule:**

Fastest 2 teams race for Gold, 3rd and 4th teams race for Bronze.

**Note:**

Riders are presented in their starting order.

**Legend:**

**F** Female      **M** Male      **QB** Qualified for Bronze      **QG** Qualified for Gold



**Race Analysis**  
Analyse de la course

Heat 1					Heat 2				
Distance	SUI - Switzerland		Lap Time	Lap	Distance	COL - Colombia		Lap Time	
	Time	Rank				Time	Rank		
125m	17.168	6			125m	16.546	5		
250m	26.951	6	26.951	1	250m	26.377	5	26.377	
375m	35.143	6			375m	34.320	5		
500m	43.001	6	16.050	2	500m	41.601	5	15.224	
625m	50.455	6			625m	48.739	5		
750m	57.746	6	14.745	3	750m	55.621	5	14.020	

Heat 3					Heat 4				
Distance	ESP - Spain		Lap Time	Lap	Distance	FRA - France		Lap Time	
	Time	Rank				Time	Rank		
125m	13.445	4			125m	13.054	3		
250m	22.031	4	22.031	1	250m	21.000	2	21.000	
375m	29.248	4			375m	28.250	2		
500m	36.117	4	14.086	2	500m	35.447	2	14.447	
625m	42.750	3			625m	42.684	2		
750m	49.466	2	13.349	3	750m	50.004	4	14.557	

Heat 5					Heat 6				
Distance	AUS - Australia		Lap Time	Lap	Distance	GBR - Great Britain		Lap Time	
	Time	Rank				Time	Rank		
125m	13.029	2			125m	12.778	1		
250m	21.263	3	21.263	1	250m	20.887	1	20.887	
375m	28.617	3			375m	28.050	1		
500m	35.939	3	14.676	2	500m	34.938	1	14.051	
625m	42.821	4			625m	41.710	1		
750m	49.569	3	13.630	3	750m	48.493	1	13.555	



## Start List

Liste de départ

Race distance: 3 laps

<b>World Record</b>	47.579	GBR - Great Britain	Tokyo (JPN)	28 AUG 2021
<b>Paralympic Record</b>	47.579	GBR - Great Britain	Tokyo (JPN)	28 AUG 2021

Heat	Race Number	NPC / Name	Sport Class	Gender	Time
1		<b>SUI - Switzerland</b>			
	119	RIGLING Flurina	C2	F	
	118	MATILE-DOERIG Franziska	C4	F	
	117	ZEMP Timothy	C4	M	
2		<b>COL - Colombia</b>			
	34	MUNEVAR FLOREZ Daniela Carolina	C2	F	
	33	VARGAS VILLANUEVA Carlos Andres	C5	M	
	32	MATIZ RUIZ Edwin Fabian	C5	M	
3		<b>ESP - Spain</b>			
	43	TEN ARGILES Ricardo	C1	M	
	40	JARAMILLO GALLARDO Pablo	C5	M	
	37	CABELLO LLAMAS Alfonso	C5	M	
4		<b>FRA - France</b>			
	46	le ROUSSEAU Gatien	C4	M	
	45	le CUNFF Kevin	C4	M	
	47	LEAUTE Alexandre	C2	M	
5		<b>AUS - Australia</b>			
	5	ALLAN Gordon	C2	M	
	7	DONOHUE Alistair	C5	M	
	6	BODDINGTON Korey	C4	M	
6		<b>GBR - Great Britain</b>			
	64	COX Kadeena	C4	F	
	61	van GASS Jaco	C3	M	
	56	CUNDY Jody	C4	M	

**Progression rule:**

Fastest 2 teams race for Gold, 3rd and 4th teams race for Bronze.

**Legend:**

F Female M Male

OUVRONS GRAND  
RAND LES JEUX OUV  
EN GAMES WIDE OF  
WIDE OPEN GAME  
OUVRONS GRAND  
RAND LES JEUX OUV  
EN GAM WIDE OF  
S WIDE O GAME  
OUVRONS GRAND  
RAND LES JEUX OUV  
EN GAMES WIDE OF  
S WIDE OPEN GAME  
OUVRONS GRAND  
RAND LES JEUX OUV

